



CERTIFICATE

This is to certify that

Pranowo

Author

Has contributed in

*The 6th International Annual Engineering Seminar (InAES) 2016
on 1 - 3 August, 2016
at Eastparc Hotel, Yogyakarta, Indonesia*

Jointly organized by :

Faculty of Engineering, Universitas Gadjah Mada, Universiti Tun Hussein Onn Malaysia (UTHM)
and Universitas Muhammadiyah Surakarta (UMS)

Dean of the Faculty of Engineering
Universitas Gadjah Mada



Prof. Ir. Panut Mulyono, M.Eng., D.Eng.

General Chair, InAES 2016

Rulhi InAES 2016

Ir. Lukito Edi Nugroho, M.Sc., Ph.D.



2016 6th International Annual Engineering Seminar (InAES 2016)

**Yogyakarta, Indonesia
1-3 August 2016**



**IEEE Catalog Number: CFP16F83-POD
ISBN: 978-1-5090-0742-4**

**Copyright © 2016 by the Institute of Electrical and Electronics Engineers, Inc
All Rights Reserved**

Copyright and Reprint Permissions: Abstracting is permitted with credit to the source. Libraries are permitted to photocopy beyond the limit of U.S. copyright law for private use of patrons those articles in this volume that carry a code at the bottom of the first page, provided the per-copy fee indicated in the code is paid through Copyright Clearance Center, 222 Rosewood Drive, Danvers, MA 01923.

For other copying, reprint or republication permission, write to IEEE Copyrights Manager, IEEE Service Center, 445 Hoes Lane, Piscataway, NJ 08854. All rights reserved.

******This publication is a representation of what appears in the IEEE Digital Libraries. Some format issues inherent in the e-media version may also appear in this print version.***

IEEE Catalog Number:	CFP16F83-POD
ISBN (Print-On-Demand):	978-1-5090-0742-4
ISBN (Online):	978-1-5090-0741-7

Additional Copies of This Publication Are Available From:

Curran Associates, Inc
57 Morehouse Lane
Red Hook, NY 12571 USA
Phone: (845) 758-0400
Fax: (845) 758-2633
E-mail: curran@proceedings.com
Web: www.proceedings.com

CURRAN ASSOCIATES INC.
proceedings
.com

TABLE OF CONTENTS

Technical Sessions

TS – 01	2D to 3D Space Transformation for Facial Animation Based on Marker Data.....	1
	Troy, Pranowo (Universitas Atma Jaya Yogyakarta, Indonesia); Samuel Gandang Gunanto (Indonesian Institute of the Arts Yogyakarta, Indonesia)	
TS – 02	A Comparative Study on WEMA and H-WEMA Forecasting Methods in Time Series Analysis (Case Study: JKSE Composite Index Data).....	6
	Seng Hansun (Universitas Multimedia Nusantara, Indonesia)	
TS – 03	A Development of Non-Invasive Optical Technique to Investigate the Feasibility of Fatigue Using Skin Color Extraction.....	11
	Siti Witty Ariyanti (Bandung Institute of Technology, Indonesia and Pukyong National University, Korea); Ary Setijadi Prihatmanto and Yoga Priyana (Bandung Institute of Technology, Indonesia); Chang Soo Kim (Pukyong National University, Korea)	
TS – 04	A QoS-based Routing for Heterogeneous Traffic Classes in Sensor Networks	N/A
	Muhammad Nur Rizal (Universitas Gadjah Mada, Indonesia)	
TS – 05	An Authenticated Passengers Based on Dynamic QR Code for Bandung Smart Transportation Systems	23
	Rafinno Aulya (Pukyong National University, Korea); Hilwadi Hindersah and Ary Setijadi Prihatmanto (Institut Teknologi Bandung, Indonesia); Kyung Hyune Rhee (Pukyong National University, Korea)	
TS – 06	An Experimental Study of Lexicon-based Sentiment Analysis on Bahasa Indonesia	28
	Endang Pamungkas (Universitas Muhammadiyah Surakarta, Indonesia); Divi Galih Putri (Universitas Gadjah Mada, Indonesia)	
TS – 07	Application of SPSA LQR Tuning on Quadrotor	32
	Priyatmadi, Andreas P. Sandiwan, Hendra Wijaya and Adha Imam Cahyadi (Universitas Gadjah Mada, Indonesia)	
TS – 08	Coverage Control on Multi-Agent System	37
	Pramudya Ananto, Muhammad Saifussalam, Reka Inovon, Iswanto and Adha Imam Cahyadi (Gadjah Mada University)	
TS – 09	Data Center Workload Performance in Dynamic Resources Allocation.....	42
	Mardhani Riassetiawan, Ahmad Ashari and Irwan Endrayanto (Universitas Gadjah Mada, Indonesia); Gerald Quirchmayr and Erich Neuhold (University of Vienna, Austria); A Min Tjoa (Vienna University of Technology, Austria)	
TS – 10	Decision Tree Analysis for Humanoid Robot Soccer Goalkeeper Algorithm	46
	Silvester Kristian Sungkono, Banu Wirawan Yohanes and Daniel Santoso (Satya Wacana Christian University, Indonesia)	
TS – 11	Design and Implementation the Concept of Crowdsourcing on a Web Portal Crime	51
	Fairuz Maulana (Institut Teknologi Bandung, Indonesia and Pukyong National University, Korea); Ary Setijadi Prihatmanto (Institut Teknologi Bandung, Indonesia); Chang Soo Kim (Pukyong National University, Korea)	
TS – 12	Design Control System for Eel Fish (Anguilla Spp.) Water Aquaculture Based Fuzzy Logic: MATLAB Based Simulation Approach.....	56
	Triya Haiyunnisa, Hilman Syaeful Alam, Taufik Ibnu Salim (Indonesian Institut of Sciences, Indonesia)	
TS – 13	Designing Network Intrusion and Detection System Using Signature-Based Method for Protecting OpenStack Private Cloud.....	61
	Berkah I. Santoso, M. Rien Suryatama Idrus, Irwan Prasetya Gunawan (Bakrie University, Indonesia);	
TS – 14	Estimation of Open Circuit Voltage and Electrical Parameters of a Battery Based on Signal Processed by Recursive Least Square Method Using Two Separate Forgetting Factors.....	67
	Samiadji Herdjunanto (Universitas Gadjah Mada, Indonesia)	
TS – 15	Evaluation and Measurement of Learning Management System Based on User Experience.....	72
	Dadang Syarif Sihabudin Sahid (Universitas Gadjah Mada & Politeknik Caltex Riau, Indonesia); Paulus Insap Santosa, Ridi Ferdiana and Lukito Edi Nugroho (Universitas Gadjah Mada, Indonesia)	
TS – 16	Implementation of Scalable K-Means++ Clustering for Passengers Temporal Pattern Analysis in Public Transportation System (BRT Trans Jogja Case Study)	78
	Fahmi Dzikkullah, Noor Akhmad Setiawan and Selo Sulisty (Universitas Gadjah Mada, Indonesia)	
TS – 17	Improvement in Learning Coordinate Systems Topic for Electrical Engineering Students Using Interactive Multimedia.....	84
	Eny Sukani Rahayu, Adhistya Erna Permanasari and Kharina Mahastina Mahaseng (Universitas Gadjah Mada, Indonesia)	
TS – 18	Indoor Electrical Device Control Based on Activity Context and Number of Occupant Utilizing Google Calendar and WSN.....	90

	Mokhammad Nurkholis Abdillah, I Wayan Mustika, Bimo Sunarfri Hantono and Sarjiya (Universitas Gadjah Mada, Indonesia)	
TS – 19	Lung Sounds Classification Using Spectrogram's First Order Statistics Features	96
	Achmad Rizal (Universitas Gadjah Mada & Telkom University, Indonesia); Risanuri Hidayat and Hanung Adi Nugroho (Universitas Gadjah Mada, Indonesia)	
TS – 20	Model Reference Adaptive Control for DC Motor Based on Simulink	101
	Munadi and M. Amirullah Akbar (Diponegoro University, Indonesia); Tomohide Naniwa, Yoshiaki Taniai (University of Fukui, Japan)	
TS – 21	Multi 3G Service for Broadband Line	107
	Lukas Tanutama, Rico Wijaya, Helmy Zakaria and Antonius Dasandra (Bina Nusantara University, Indonesia)	
TS – 22	Operational Optimization of Binary Distillation Column to Achieve Product Quality Using Imperialist Competitive Algorithm (ICA)	112
	Nur Fitriyani, Sisca D.N Nahdliyah and Totok R. Biyanto (Institute of Technology Sepuluh Nopember, Indonesia)	
TS – 23	Optimization of Depropanizer Column Quality Product by Changing Controller Set Points of Reflux Flow and Reboiler Heat Rate	116
	Emy Listijorini (Sultan Ageng Tirtayasa University, Indonesia); Nanda Dian Pratama (Process Saka Indonesia Pangkah LTD Gresik, Indonesia); Moudy A. Vianda and Totok R. Biyanto (Sepuluh Nopember Institute of Technology, Indonesia)	
TS – 24	Planning of BTS Hotel Using LTE Frequency 1800 MHz in Bandung	121
	Teguh Dwi Heri Prabowo, A. Aly Muayyadi, Uke Kurniawan Usman (Telkom University, Indonesia)	
TS – 25	Probabilistic-Relationships in the DVB-T2 Mobile-Reception Signal Received From a Fix-Reception Mode Broadcasting Service	126
	Budi Setiyanto, Risanuri Hidayat, I Wayan Mustika, and Sunarno (Universitas Gadjah Mada, Indonesia)	
TS – 26	Providing Data Integrity for Container Dwelling Time in the Seaport	132
	Sandi Rahmadika, Pranoto H. Rusmin and Hilwadi Hindersah (Bandung Institute of Technology, Indonesia); Kyung Hyune Rhee (Pukyong National University, Korea)	
TS – 27	Pseudonym-based Privacy Protection for Steppy Application	138
	Heri Arum Nugroho (Bandung Institute of Technology, Indonesia & Pukyong National University, Korea); Yoga Priyana and Ary Setijadi Prihatmanto (Institut Teknologi Bandung, Indonesia); Kyung Hyune Rhee (Pukyong National University, Korea)	
TS – 28	Quality Measurement for Web GIS Using Object-Oriented Development	144
	Noor Falih, Bayu Hendradjaya and Wikan Sunindyo (Bandung Institute of Technology, Indonesia)	
TS – 29	Review of Augmented Reality Agent in Education	150
	Bimo Sunarfri Hantono, Lukito Edi Nugroho and P. Insap Santosa (Universitas Gadjah Mada, Indonesia)	
TS – 30	Segmentation of Optic Disc Using Dispersive Phase Stretch Transform	154
	Kartika Firdausy and Widhia Oktoeberza KZ (Universitas Ahmad Dahlan, Indonesia)	
TS – 31	Siemens CPU1215C Input Expansion and Remote Monitoring with Arduino Bridge	159
	Helmy Rahadian, Dwi Nurul Izzhati and Waluyo Nugroho (Dian Nuswantoro University, Indonesia)	
TS – 32	Software Feature Extraction Using Infrequent Feature Extraction	165
	Divi Galih Prasetyo Putri (Universitas Gadjah Mada, Indonesia); Daniel Oranova Siahaan (Institut teknologi Sepuluh Nopember, Indonesia)	
TS – 33	Spatial-Variation of DVB-T2 Signal At the Receiver-Location	170
	Budi Setiyanto, Risanuri Hidayat, I Wayan Mustika and Sunarno (Universitas Gadjah Mada, Indonesia)	
TS – 34	String Actuated Upper Limb Exoskeleton Based on Surface Electromyography Control	176
	Triwiyanto (Universitas Gadjah Mada & Electromedical Engineering Polytechnic of Health Surabaya, Ministry of Health, Indonesia); Oyas Wahyunggoro, Hanung Adi Nugroho and Herianto Herianto (Universitas Gadjah Mada, Indonesia)	
TS – 35	The Comparison of Consumer Cloud Storage for a Storage Extension on the E-learning	182
	Ridi Ferdiana (Universitas Gadjah Mada, Indonesia)	
TS – 36	Analysis of Object Oriented Classification on High Resolution Images	187
	Nurhadi Bashit, Harintaka and Abdul Basith (Universitas Gadjah Mada, Indonesia)	
TS – 37	Evaluation of the Influence of the Global Geopotential Model Resolution on the Accuracy of Local Geoid Models (Case Study: DI Yogyakarta Province)	192
	Leni S. Heliani and Ramdhan Hidayat (Universitas Gadjah Mada, Indonesia)	
TS – 38	Open Source Stack for Structure From Motion 3D Reconstruction: A Geometric Overview	196
	Djurdjani and Dany Laksono (Universitas Gadjah Mada, Indonesia)	
TS – 39	Utilizing UAV-Based Mapping in Post Disaster Volcano Eruption	202
	Catur Rokhmana and Ruli Andaru (Universitas Gadjah Mada, Indonesia)	
TS – 40	A Clustering Technique for Detecting Communities in Supply Chain Network	206
	Muhammad Rifqi Ma'arif (STMIK Jenderal Ahmad Yani Yogyakarta, Indonesia)	
TS – 41	An Experimental Study on the Mechanics Power of Counter Rotating Wind Turbines Model Related with Axial Distance Between Two Rotors	212
	Muhammad Agung Bramantya and Luqman Al Huda (Universitas Gadjah Mada, Indonesia)	
TS – 42	Determination of Performance Parameters of Hot Stratified Thermal Energy Storage Tank	218
	Joko Waluyo (Universitas Gadjah Mada, Indonesia)	

TS – 43	Effect of T6 Heat Treatment and Artificial Aging on Mechanics and Fatigue Properties of A356.0 Aluminum Alloy Produced by 350 RPM Centrifugal Casting	223
	Priyo Tri Iswanto, Viktor Malau, Suyitno and Reza Wirawan (Universitas Gadjah Mada, Indonesia); Hasan Akhyar (Universitas Gadjah Mada, Indonesia & Syiah Kuala University, Indonesia)	
TS – 44	Experimental Study on the Effect of Multiple Droplet Frequency and Weber Number to Spreading Ratio of Multiple Droplets on a Horizontal Surface	228
	Ardi Wiranata, Indro Pranoto, Deendarlianto, Samsul Kamal (Universitas Gadjah Mada, Indonesia); Windy H. Mitrakusuma (Universitas Gadjah Mada & Politeknik Negeri Bandung, Indonesia)	
TS – 45	Explicit Finite Element Analysis for Rotary Cutting of Electrical Steel Sheet	233
	Markus Hubert, Michael Weigelt, Michael Spahr, Joerg Franke (Friedrich-Alexander-Universitaet Erlangen-Nuernberg, Germany); Jürgen Hackert and Marcus Mehlhorn (Vipem Hackert GmbH, Germany)	
TS – 46	Sustainable Supply Chain Management: Transferring From Developed Nations to Developing Countries	239
	Nina Aini Mahbubah (Universitas Muhammadiyah Gresik, Indonesia); Abdul Muid (Universitas Negeri Malang, Indonesia & National Taiwan University, Taiwan)	
TS – 47	Classification of Leukocyte Images Using K-Means Clustering Based on Geometry Features	245
	Tsalis Rosyadi, Agus Arif, Nopriadi, Balza Achmad, and Faridah (Universitas Gadjah Mada, Indonesia)	
TS – 48	Optimization of CO2 Contents and Energy Saving on Sweetening Gas Processing Plant Using Algorithm Particle Swarm Optimization (PSO)	250
	Sisca Dina Nur Nahdliyah, Nur Fitriyani and Totok R. Biyanto (ITS Surabaya, Indonesia)	
TS – 49	Design and Analysis of Tri Core Permanent Magnet Linear Generator for Wave Energy Conversion in South Coast of Java Island	256
	Muhammad Rifa'i Putra Sugita, Fransisco Danang Wijaya and Sarjiya (Gadjah Mada University, Indonesia)	
TS – 50	Development of DC House Prototypes as Demonstration Sites for an Alternate Solution to Rural Electrification	262
	Taufik Taufik and Maxwell Muscarella (California Polytechnic State University, San Luis Obispo, USA)	
TS – 51	Evaluation of 3 Inter Bus Transformer 500/150/71 kV 500 MVA in Parallel Operation	266
	Brian Bramantyo S.D.A.H., Buyung Sofianto Munir, Achmad Syarif Habibie, Aji Suryo Alam (PLN Research Institute, Indonesia)	
TS – 52	Experimental Investigation on Open Sun-drying and Solar Drying System of Bilimbi	271
	Darwin Harun, Muhammad Ilham Maulana, Hasan Akhyar, and Husaini (Syiah Kuala University, Indonesia)	
TS – 53	Studying of Lightning Surge Transient Effect on 500 kV Quadruple Circuit Transmission Line	276
	Aristo Adi Kusuma, Putu Agus Aditya Pramana, Buyung S. Munir, Rica Ayu S. (PLN Research Institute, Indonesia)	
TS – 54	Switching Transient and Electrical Resonance Evaluation of 500kV Four Circuits Transmission Line	280
	Putu Agus Aditya Pramana, Aristo Adi Kusuma, Buyung Sofianto Munir, Devi Hendriyono (PLN Research Institute, Indonesia)	
TS – 55	Thermal Unit Commitment with Fuel Constraint Using Genetic Algorithm	286
	Pradipta Hafiza Putra, Sarjiya and Sasongko Pramono Hadi (Universitas Gadjah Mada, Indonesia)	

2D to 3D Space Transformation for Facial Animation Based on Marker Data

Troy

Magister Teknik Informatika
Universitas Atma Jaya Yogyakarta
Sleman, Indonesia
155302474@students.uajy.ac.id

Pranowo

Magister Teknik Informatika
Universitas Atma Jaya Yogyakarta
Sleman, Indonesia
pran@mail.uajy.ac.id

Samuel Gandang Gunanto
Department of Animation
Indonesian Institute of The Arts
Yogyakarta, Indonesia
gandang@isi.ac.id

Abstract—Computer facial animation aims to create an animated character expression as natural as possible as well as human facial expressions. Using the data marker catches facial motion capture, will be determined the location of the feature points of 3D face models to follow the motion of the marker points of human faces. To overcome the morphological differences between the face of the source with the character's face, then applied with radial basis retargeting process mapping so that the character's face can still display the natural expression. Using the data marker 2D, Radial Basis Function (RBF) transformation was applied to determine the position of the feature points on the 3D face models. RBF space transformation has good ability in determining the appropriate facial motion marker points on a human face to the character's face. Motion that occurs in 3D face models is scaled according to the relative scale between the source and the target.

Keywords—facial animation; radial basis function; marker data

I. INTRODUCTION

Human beings are very easy to recognize the non-neutrality of other human excretion especially the animated character. Changes in motion on the face for displaying an expression or movement of the chin and lips when talking points to consider in creating realistic animation. Facial expressions have played a key role in the field of nonverbal communication [1]. To approach this naturality, the facial motion capture applied to the human face. Then 3D face models represent the human face movements.

Motion capture is aimed at capturing the position and orientation of an object in physical space then record that information to be used and developed in the virtual world [2] [3]. The two greatest challenges for the use of motion capture data is lie in the application of this discrete surface sampling discontinues to drive a fine mesh, and its retargeting to face meshes of different shape and scale [4].

General approaches for facial expression synthesis can be classified into the following three categories: interpolation, muscle-based expression, and performance-driven animation and retargeting [1].

The process of retargeting is the process of transformation of space-based markers, retargeting can be defined as the

process of mapping marker dots on the face to 3D face animation source models (target face). Retargeting seeks to create expressions on the characters according to the source animation expression by correlating the marker points on the source animation to 3D face models [5]. There are three techniques for performing mapping:

1. Linear mapping

The simplest approach to the retargeting process. The motion of marker position on the source animation will be followed in a linear manner by 3D face models. Linear mapping vulnerable if 3D face models have different size and shape (morphology) with a source face.

2. Scatter data interpolation

This is a non-linear approach that is capable of handling a wide range of problems in the process of retargeting. This interpolation process can estimate the location of a new points on a 3D face model of if there is a change in the face of the source by taking into account the weight of the marker points source between feature points on the face with 3D face models. The most common techniques applied in this mapping process is Radial Basis Function (RBF) interpolation, also known as radial basis mapping.

3. Art direction

Unlike the above two techniques, art direction needs a trigger from animator to determine the points of change in the 3D face models. Correlation between the source animation with animation targets defined by the animator.

With the condition of the human face and 3D face models which have different sizes and shapes, RBF space transformation has a good ability in determining the appropriate facial motion marker points on a human face to the character's face. Motion that occurs in 3D face models is scaled According to the relative scale between the source and the target [4] [6]. Marker points of the source face define the source space while the feature points of the targets face defining the space targets [7] [8].

Radial base mapping has an advantage in the speed for determining the points of retargeting, especially if the radial base mapping is done on the data marker or motion capture. The marker base (feature points) concept is used to relieve

computing, rather than doing a computing on the surface that should calculate the whole points to building 3D face models.

This research uses a 2D facial image as input and doing the retargeting process on 3D face models using space transformation. The process of retargeting using RBF interpolation method. By using space transformation from 2D to 3D, is expected to use a single camera in facial motion capture at source face while delivering the natural expression and emotion in the 3D face models.

II. STATE OF THE ART

A. Facial Animation

Facial animation concentrate on the creation of realistic 3D face models by showing the right emotion [9]. There are two techniques performed in facial animation, which is based marker and markerless. Marker-based means of facial animation is done by automation approach such as retargeting feature points. Automation should be able to minimize human intervention in the process [10]. While the markerless can mean automation facial animation by using the surface as a comparison, they can be interpreted facial animation is done manually by the animator. Reference [11] explained that manual editing is always necessary: 1) the movement is expected from the 3D model is not necessarily the same/similar to the movement of people, 2) 3D face model has a proportion of/morphology that is different from the human face, 3) the placement of markers in motion capture is not always fixed and precisely at a points from day to day. Therefore, generating good facial animation is one of the most important factors in the creation of appealing, believable, and attractive characters [6].

B. Feature Points

The motion capture data consists of motions for the sparse feature points. Feature points aim to simplify the process of facial animation. The challenges in feature points are creating an expression as natural as possible with the number of points less than the surface blending techniques [12]. On the other hand, the use of marker means lightens computing compared to a surface algorithm that should calculate the whole points of the face. If it is deemed necessary to reuse the facial animation with a different model [13].

C. RBF Methods

In the 1970s, RBF methods were developed to overcome the structure requirements of existing numerical methods. RBF methods have become a well-established tool for reconstructing functions and for solving partial differential equations based on data prescribed at scattered locations [14]. Four common RBFs that are globally supported and infinitely differentiable are Gaussian (1), Inverse Quadratic (2) Inverse Multiquadric (3) Multiquadric (4). The Multi Quadric is arguably the most popular RBF that used in application [15].

$$\phi(r, \varepsilon) = e^{-\varepsilon^2 r^2} \quad (1)$$

$$\phi(r, \varepsilon) = 1/(1 + \varepsilon^2 r^2) \quad (2)$$

$$\phi(r, \varepsilon) = 1/\sqrt{1 + \varepsilon^2 r^2} \quad (3)$$

$$\phi(r, \varepsilon) = \sqrt{1 + \varepsilon^2 r^2} \quad (4)$$

III. EXPERIMENTAL DESIGN

This paper proposes a program of facial animation based on the marker data using RBF space transformation, from the 2D image as source face to 3D character model as target face.

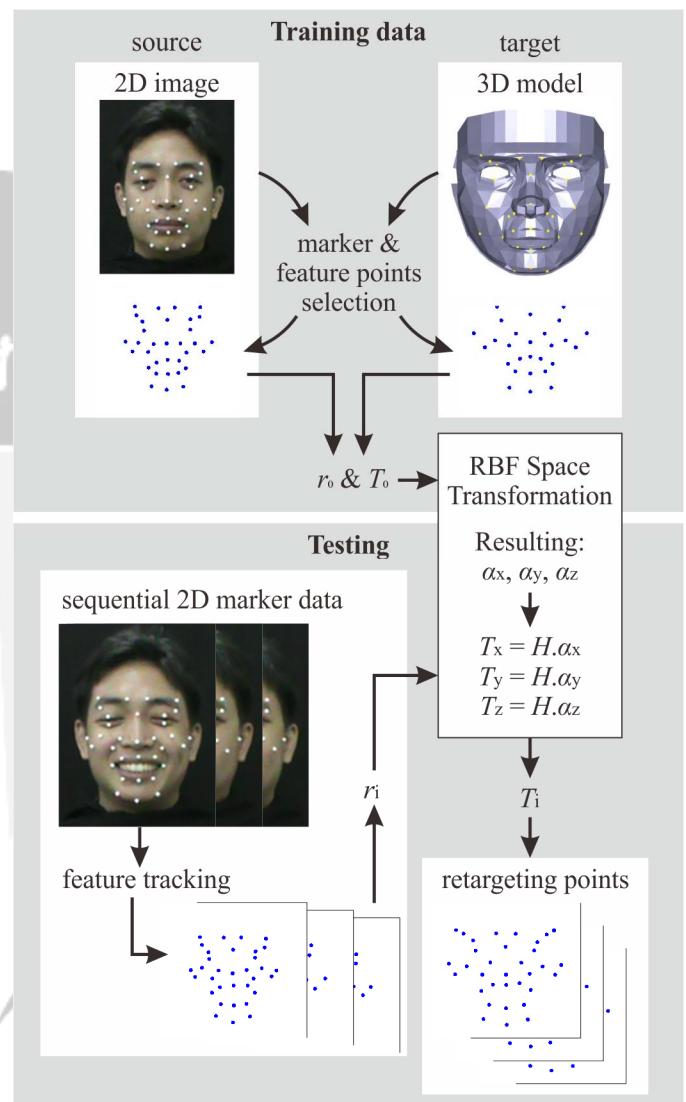


Fig 1. Schematic overview of RBF space transformation

The RBF approach constructs an interpolant as a linear combination of basis function [4].

The RBF equation is:

$$F(x) = \sum_{i=1}^n \alpha_i \cdot \phi(\|x - x_i\|) \quad (5)$$

The value of function ϕ depends on only upon the distance from its center and thus is called radial (6). This radial is the distance between marker points on the face of a 2D facial image.

$$\phi(\|xy_i - xy_j\|) = \sqrt{(\|xy_i - xy_j\|)^2 + r^2} \quad (6)$$

Equation (6) is an RBF multi-quadric. Value xy is a marker position in 2D coordinates, so use the Pythagoras theorem to calculate the distance between the marker points. Value r

determined based on the shortest distance from all marker points on the source face (7).

$$r = \min_{i \neq j} (\|xy_i - xy_j\|) \quad (7)$$

Value of $\phi(\|xy_i - xy_j\|)$ is used to build the matrix H . Then the weight value (α) for each coordinate x , y , z on the face of 3D face model obtained by:

$$T_x = H \cdot \alpha_x, T_y = H \cdot \alpha_y, T_z = H \cdot \alpha_z \quad (8)$$

Let $T_x = (t_1^x, t_2^x, t_3^x, \dots, t_n^x)$, $T_y = (t_1^y, t_2^y, t_3^y, \dots, t_n^y)$ and $T_z = (t_1^z, t_2^z, t_3^z, \dots, t_n^z)$, so by applying the Gaussian elimination with back substitution, from (4) is obtained:

$$\alpha_x = H^{-1} \cdot T_x, \alpha_y = H^{-1} \cdot T_y, \alpha_z = H^{-1} \cdot T_z \quad (9)$$

Once the matrix H (6) and the weight of each coordinate x , y , z (9) are obtained, the retargeting feature points can be calculated quickly for each marker position from the motion of source face using (10).

$$\begin{aligned} F(x) &= \sum_{i=1}^n \alpha_i^x \cdot \phi(\|xy - xy_i\|), \\ F(y) &= \sum_{i=1}^n \alpha_i^y \cdot \phi(\|xy - xy_i\|), \\ F(z) &= \sum_{i=1}^n \alpha_i^z \cdot \phi(\|xy - xy_i\|) \end{aligned} \quad (10)$$

In the testing process, sequential 2D image is extracted to locate the marker points in the source face. After obtained the value of the radial distance from the training data, the RBF space transformation will determine the retargeting points (T) in the 3D character models to calculate the weight (α) and the matrix H (ϕ). The estimation results of the feature points still consider the z coordinates of the 3D face models. So 3D face models still have depth and maintain its 3D shape.

IV. EVALUATION RESULT

The testing of RBF space transformation for facial animation based on the markers data from 2D source to 3D face models will be presented as following.

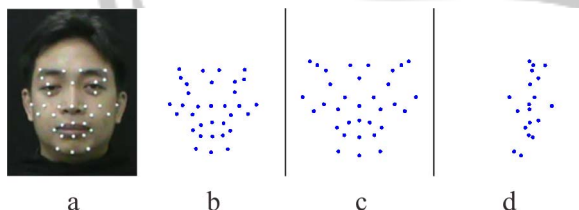


Fig 2. Neutral expression (a) 2D image from motion capture with markers information as inputs (b) marker points from source face (c) feature points from a 3D face models viewed from the front of the target face (d) feature points from the target face that has a depth (z value) viewed from the side.

Fig 2. showing a pair of training data that consists of a source face (2D facial image), in which the image has a marker information in coordinates (x, y) and the feature points of the 3D face model in the coordinates (x, y, z) . At the training data, the source face and the target face shows a blank or flat expression.



Fig 3. Thirty-three marker points on 2D facial image.

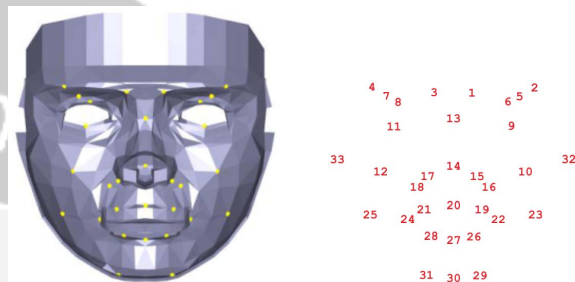


Fig 4. Thirty-three feature points on 3D face model.

There are 33 markers used to mark the feature points in the 2D facial image (Fig 3). This number is adjusted on the camera setup facial motion capture of OptiTrack [16]. The 33 markers in source face will correlate with the 33 feature points on the 3D face models (Fig 4). Motion area was able to be adaptively generated based on 3D face models, it shows the amount of percentage area formed based on feature points [17].

After performing the weighting of the training data, then testing against of 3D face models. Testing is done by the inserting image of faces that have different expressions with a training data image. Marker tracking applied to the image source to determine the coordinates of the new marker. Then RBF space transformation will estimate the 3D coordinates of the feature points for 3D face model.

A. Result

Results obtained are presented in Table 1 which contains the value of the coordinates (x, y) of the marker points of source face and coordinates (x, y, z) of the feature points of 3D face model for training data, and the result of retargeting of angry expression (Fig 5). Coordinates on the training data (source face's marker and 3D face model's feature points) are known, while the retargeting coordinates are calculated results of RBF space transformation.

TABLE I. FEATURE POINTS RESULT USING RBF SPACE TRANSFORMATION FOR ANGRY EXPRESSION

Points	Training Data		Testing	
	Source (x,y)	Target (x,y,z)	Source (x,y)	Retargeting (x,y,z)
1	510,431	-1.30,20.27,11.64	3506,448	-1.19,19.92,11.47
2	688,429	-7.14,20.85,9.39	679,435	-6.90,20.76,9.49
3	398,436	1.30,20.27,11.64	410,455	1.00,19.86,11.49
4	233,424	7.14,20.85,9.39	253,432	6.46,20.74,9.73
5	683,496	-6.08,20.29,9.93	667,503	-5.73,20.10,9.93

6	620,513	-4.83,19.51,9.75	613,533	-4.50,18.97,9.64
7	244,485	6.08,20.29,9.93	259,494	5.61,20.20,10.01
8	285,529	4.83,19.51,9.75	298,540	4.43,19.17,9.71
9	618,585	-4.21,17.52,9.46	601,574	-3.83,17.80,9.56
10	650,681	-5.13,14.62,9.32	645,674	-4.98,14.83,9.40
11	296,592	4.21,17.52,9.46	316,583	3.69,17.82,9.64
12	256,676	5.13,14.62,9.32	268,672	4.73,14.81,9.53
13	459,517	0.00,18.40,10.67	462,521	-0.07,18.31,10.64
14	454,681	0.00,14.38,12.60	453,683	0.02,14.34,12.59
15	550,681	-2.08,15.63,10.11	549,679	-2.06,15.67,10.14
16	592,744	-3.07,13.89,9.39	585,740	-2.87,14.02,9.47
17	363,685	2.08,15.63,10.11	371,683	1.88,15.62,10.31
18	326,741	3.07,13.89,9.39	335,740	2.81,13.98,9.47
19	541,802	-1.49,11.98,9.42	526,809	-1.17,11.77,9.63
20	461,795	0.00,12.28,10.68	462,818	0.01,11.76,10.41
21	384,814	1.49,11.98,9.42	392,822	1.35,11.79,9.51
22	587,854	-3.22,11.25,8.77	581,848	-3.01,11.33,8.86
23	711,737	-6.59,13.63,7.65	706,736	-6.47,13.61,7.78
24	328,849	3.22,11.25,8.77	339,848	2.92,11.26,8.90
25	216,737	6.59,13.63,7.65	230,733	6.13,13.58,8.08
26	536,886	-2.17,10.15,9.28	531,879	-1.97,10.31,9.40
27	464,893	0.00,9.85,9.85	467,882	-0.08,10.15,9.95
28	382,891	2.17,10.15,9.28	394,884	1.83,10.32,9.49
29	569,982	-3.03,7.79,7.15	570,977	-3.07,7.88,7.20
30	454,1003	0.00,7.21,8.16	462,996	-0.22,7.29,8.26
31	349,979	3.03,7.79,7.15	360,975	2.78,7.77,7.37
32	769,672	-8.19,15.66,6.48	777,665	-8.33,15.96,6.42
33	167,669	8.19,15.66,6.48	182,665	7.76,15.52,6.93

The coordinate table above shows that the RBF space transformation is able to handle repositioning the feature points of the 3D face models even though the source of motion derived from a marker on the 2D image.

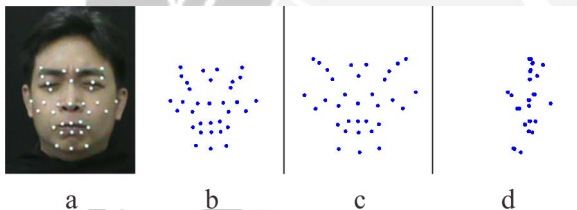


Fig 5. RBF transformation is applied to angry expression (a) 2D image from motion capture which provides information on the new marker (b) marker points from source face (c) feature points for 3D face model that obtained from RBF space transformation (d) feature points seen from the side.

B. Evaluation

Reference [18] developed the Facial Action Coding System (FACS) for describing facial expressions. The FACS is a human-observer-based system designed to describe subtle changes in facial features. FACS consists of 44 action units (AU), including those for head and eye positions. AUs are anatomically related to contraction of specific facial muscles [19].

There are six basic expressions on a human face: angry, disgust, happy, sadness, fear, and surprise [20]. Based on [21] an angry expression has AU criteria: a combination of lip tightened and lip pressor. In the feature points (Fig 5.b-d) is shown with a dots in the circle lip (19, 20, 21, 22, 24, 26, 27, 28) which docked/shrink. Disgust expression has AU criteria: wrinkled nose or upper lip raised. In the feature points (Fig 6.b-d) indicated by dots on the nose (14, 15, 16, 17, 18) wrinkles and the upper lip (19, 20, 21) which is raised. The Happy expression has AU criteria: lip corner puller. In the feature points (Fig 7.b-d) indicated by dots on the tip of the lips (22,

24) is widened and rose. Sadness expression has AU criteria: a combination of inner brow raiser + brow lowered + lip depressor or nasolabial deepener corner. In the feature points (Fig 8.b-d) indicated by dots on the brow (1, 2, 3, 4, 5, 7) is lowered and the tip of the lip (22, 24) is depressor. The fear expression has AU criteria: a combination of inner brow raiser + outer brow raiser + brow lowered. In the feature points (Fig 9.b-d) indicated by dots on the inner brow (6, 8) raise up and eyebrows (1, 2, 3, 4, 5, 7) is lower. The surprise expression has AU criteria: a combination of inner brow raiser + outer brow raiser or upper lip raised. In the feature points (Fig 10.b-d) indicated by dots on the brow (1, 2, 3, 4, 5, 7) and the inner brow (6, 8) are raised, as well as the upper lip (19, 20, 21, 22, 24).

Five following pictures (Fig 6-Fig 10) are the other result of the calculation of the RBF space transformation on six basic expressions, which (a) 2D image from motion capture with marker information as input (b) marker points from source face (c) feature points from a 3D face models viewed from the front of the target face (d) feature points from the target face that has a depth (z value) viewed from the side.

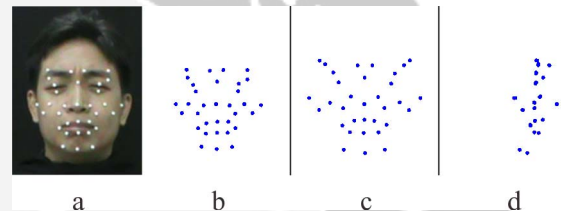


Fig 6. RBF transformation is applied to a disgust expression.

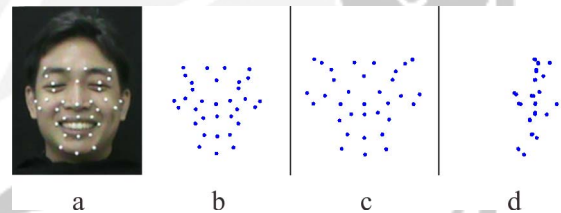


Fig 7. RBF transformation is applied to a happy expression.

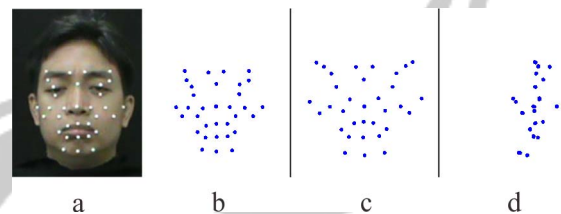


Fig 8. RBF transformation is applied to a sadness expression.

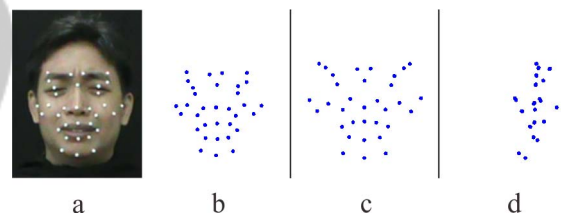


Fig 9. RBF transformation is applied to a fear expression.

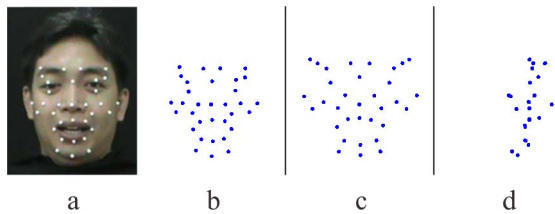


Fig 10. RBF transformation is applied to a surprise expression.

V. CONCLUSION

Referring to Table 1 and introduction to the RBF interpolation, RBF space transformation can relocate the feature points of 3D face model even if the source face is only captured by one camera which can only provide 2D information of marker points.

Based on the evaluation results on six basic expressions, RBF space transformation can reposition feature points on a 3D face model according to the motion of marker on 2D facial image and morphology of the target face. Space transformation experiment aims to automate the process of retargeting feature points on the facial animation.

REFERENCES

- [1] S. Chin, C. Yeon Lee, and J. Lee, "An automatic method for motion capture-based exaggeration of facial expressions with personality types", *Virtual Reality*, Vol. 17 Springer-Verlag London, 2013, pp.219-237.
- [2] J. Bennett and C. Carter, "Adopting Virtual Production For Animated Filmmaking", 7th Annual International Conference on Computer Games, Multimedia and Allied Technologies, 2014.
- [3] K. Na and M. Jung, "Hierarchical retargeting of fine facial motions", *Eurographics*, Vol. 23 No. 3, 2004.
- [4] M. S. Lorenzo, J. D. Edge, S. A. King, and S. Maddock, "Use and Re-use of Facial Motion Capture Data", *Vision, Video, and Graphics*, 2003, pp.1-8.
- [5] F. Pighin and J. P. Lewis, "Facial Motion Retargeting", course notes Performance-driven Facial Animation, Siggraph, 2006.
- [6] J. Song, B. Choi, Y. Seol, and J. Noh, "Characteristic facial retargeting", *Comp. Anim. Virtual Worlds*, Vol. 22, 2011, pp.187-194.
- [7] L. Dutreive, A. Meyer, and S. Bouakaz, "Feature Points Based Facial Animation Retargeting", *ACM symposium on Virtual reality software and technology*, 2008, pp.197-200
- [8] B. Li, Q. Zhang, D. Zhou, and X. Wei, "Facial Animation Based on Feature Points", *TELKOMNIKA*, Vol.11 No. 3, 2013, pp.1697-1706.
- [9] Y. Seol, J. Seo, P. Hyunjin Kim, J. P. Lewis, and J. Noh, "Artist Friendly Facial Animation Retargeting", *ACM Transactions on Graphics*, Vol. 30 No. 6 Article 162, 2011.
- [10] S. G. Gunanto, M. Hariadi and E. M. Yuniarno, "Feature-Points Nearest Neighbor Clustering on 3D Face Models", *The 4th International Conference on Information Technology for Cyber IT Service Management (CITSM)*, Bandung, 2016.
- [11] P. Halvadar, "Performance Driven Facial Animation", *ACM SIGGRAPH*, 2006.
- [12] L. Zhu and W. Sook Lee, "Facial Animation with Motion Capture Based on Surface Blending", *GRAPP*, Vol. AS/IE, 2007.
- [13] S. G. Gunanto, M. Hariadi and E. M. Yuniarno, "Improved 3D Face fp-NN Clustering Using Orthogonal Face Map", *Advanced Science Letters*, Vol. 22, 2016.
- [14] S. Hubbert, Q. Thong Le Gia and T. M. Morton, "Spherical Radial Basis Functions, Theory and Applications", Springer, 2015.
- [15] M. E. Chenoweth, "A Local Radial Basis Function Method for the Numerical Solution of Partial Differential Equations", *Theses, Dissertations and Capstones*, Paper 243, 2012.
- [16] "arena expression; 7-step quick start guide". 8 April 2016. NaturalPoint, Inc. <http://www.optitrack.com/static/documents/ExpressionQuickStartGuide.pdf>.
- [17] S. G. Gunanto, M. Hariadi and E. M. Yuniarno, "Generating Weight Paint Area on 3D Cartoon-Face Models", *INFORMATION - An International Interdisciplinary Journal*, Vol. 19, 2016.
- [18] P. Ekman and W. V. Friesen, "The Facial Action Coding System: A Technique For The Measurement of Facial Movement", *Consulting Psychologists Press Inc.*, San Francisco, CA, 1978.
- [19] Y. Tian, T. Kanade and J. F. Cohn, "Recognizing Action Units for Facial Expression Analysis" *IEEE Transactions on Pattern Analysis and Machine Intelligence*, 2001, 23(2): 97-115.
- [20] H. Kobayashi, K. Tange and F. Hara, "Real-time Recognition of Six Basic Facial Expressions", *4th IEEE International Workshop on Robot and Human Communication*, 1995, Proceedings, pp.179-186.
- [21] P. Lucey, J. F. Cohn, T. Kanade, J. Saragih and Z. Ambadar, "The Extended Cohn-Kanade Dataset (CK+): A complete dataset for action unit and emotion-specified expression", *IEEE Computer Society Conference on Computer Vision and Pattern Recognition*, 2010, pp.94-101.