

KESIMPULAN

Ketika popularitas internet meningkat, internet makin banyak digunakan untuk berbagai keperluan aktivitas masyarakat. Mulai dari kebutuhan pekerjaan hingga proses interaksi sosial antar individu yang dapat dilakukan dimana saja dan kapan saja. Interaksi yang semakin gampang memicu beragam interaksi seperti telepon, chatting, meet-up, dan bahkan pertukaran informasi atas hal – hal yang sedang terjadi. Informasi menjadi salah satu hal penting di kehidupan manusia dan tidak lepas dari aktivitas sehari-hari. Awalnya dimulai dengan surat kabar, pertukaran informasi sekarang ber-evolusi berkat perpaduan dengan internet yang membuat penyebarannya semakin cepat dan masif dalam bentuk berita online. Beragam topik informasi dibagikan dan disebar setiap harinya seperti topik sosial, ekonomi, hingga peristiwa menegangkan yang baru terjadi.

Dalam menyebarkan informasi, beberapa penelitian sebelumnya menemukan bahwa substansi informasi belum terkelola dengan baik, dan secara khusus pada pemberitaan informasi dengan topik bias negatif seperti kasus hukum, kecelakaan, dan bencana alam. Pada topik berita seperti itu, substansi informasi yang tidak dikelola dapat memberi berbagai dampak negatif secara psikis terhadap pembaca dan salah satunya adalah kecemasan. Tujuan utama penyampaian berita kepada pembaca adalah untuk menyampaikan informasi yang dapat diserap sebagai peringatan atau pelajaran dalam menghadapi hal serupa. Namun ketika media berita tidak memperhitungkan suasana yang sedang terjadi di masyarakat sosial, substansi informasi yang tidak baik dapat menjadi pemicu rasa khawatir, cemas, panik, dan sebagainya. Pada penelitian ini kami melakukan eksperimen

terhadap pembaca mengenai tiga berita yang ber-nuansa menegangkan yaitu berita kecelakaan pesawat, berita UU ITE, dan berita gempa yang semuanya terjadi di Indonesia dengan tujuan untuk men-dalami unsur pada berita online dan penyampaian informasi media berita di Indonesia dengan aspek kecemasan pada pem-baca.

Eye-tracker berperan sebagai alat untuk melacak dan mencatat koordinat aktifitas mata responden ketika membaca berita. Data koordinat aktivitas mata responden kemudian digunakan untuk mendapatkan data AOI, Fixation, dan HeatMap. Dari hasil yang didapat, unsur teks pada berita online sangat berpengaruh daripada unsur gambar. Dari perhi-tungan AOI, Gaze Ratio, dan Gaze Duration unsur teks menjadi yang paling dominan di keseluruhan 40 responden dengan 36 responden condong ke teks dan 4 responden condong ke gambar. Beralih ke data kecemasan, dari 40 responden terdapat 4 kategori tingkat kecemasan dengan jumlah yang berbeda-beda, yaitu Low Anxiety dengan 18 responden, Medium Anxie-ty dengan 8 responden, High Anxiety dengan 10 responden, dan Severe Anxiety dengan 4 responden. Ketika data aktivtias mata dan BAI di kompilasi, terlihat bahwa mayoritas responden di setiap kategori lebih aktif di unsur teks pada berita dengan hanya 4 orang yang lebih aktif di unsur gambar yaitu 1 di kategori Medium Anxietu, 1 di kategori Low Anxiety, dan 2 di kategori High Anxiety. Untuk responden di kategori Severe Anxiety tidak ada yang condong aktif ke unsur gam-bar, semua lebih aktif di unsur teks berita.

Kemudian untuk menganalisa lebih detil mengenai rasa cemas yang dialami responden, data kualitatif dari wa-wawancara dianalisa untuk menemukan hal-hal

yang menjadi sumber kecemasan dan alasan kecemasan. Hasil yang didapat menunjukkan sumber kecemasan terbagi menjadi 5 yaitu ketiga berita yang disajikan, dan 2 lagi adalah berita lain atau tidak ada sumber kecemasan. Berdasarkan kuantitas, berita mengenai gempa menjadi sumber kecemasan paling dominan dengan jumlah responden tertinggi di setiap kategori tingkat kecemasan, diikuti oleh berita kecelakaan penerbangan, kemudian berita mengenai UU ITE. Terdapat beberapa responden yang merasa cemas karena hal selain ketiga berita tersebut dan ada beberapa responden yang tidak merasa memiliki sumber kecemasan ketika diwawancara. Kemudian dari wawancara didapat alasan kecemasan yang sangat bervariasi dari responden namun dapat dikategorikan menjadi “text influence”, “media influence”, dan “experience influence”.

Setelah analisis data kuantitas dan kualitatif, analisa data dilanjutkan dengan membuat 2 buah kompilasi 3 data, yaitu (i) kompilasi kategori kecemasan-berita-gaze ratio, dan (ii) kompilasi data kategori kecemasan-berita-alasan kecemasan. Dari kompilasi pertama (i) didapat bahwa berita gempa memiliki responden yang paling bervariasi di ketiga tingkat kecemasan yaitu Low, Medium, dan High dengan adanya responden yang condong ke gambar dan teks. Hal ini menunjukkan bahwa berita gempa memberi impuls yang berbeda-beda terhadap responden berkaitan dengan informasi yang mereka dapat dari teks dan gambar berita. Dari kompilasi kedua (ii) didapat bahwa kategori alasan kecemasan yang memiliki varian terbanyak adalah “text influence” dengan 4 variasi-9 occurrence sedangkan “media influence” hanya 1 variasi-4 occurrence. Hal ini menunjukkan bahwa jika dibandingkan dengan unsur gambar, unsur teks lebih dominan dari sisi gaze plot

dan alasan kecemasan. Namun kategori dengan kuantitas terbanyak adalah “experience influence” dengan 3 variasi-21 occurrence dan berdasarkan data ini dapat disimpulkan bahwa faktor pengalaman responden dapat menjadi faktor besar yang mempengaruhi penilaian responden terhadap informasi suatu berita serta menjadi pengaruh kuat untuk persepsi dan munculnya kecemasan pada responden terhadap suatu berita.

Analisa sumber kecemasan paling dominan dengan gaze ratio teks terbanyak serta occurrence “experience influence” terbanyak adalah berita mengenai gempa bumi. Hal yang melatar belakangi posisi berita gempa bumi sebagai pemicu terbanyak adalah alasan nomor 2 pada pertanyaan kedua, yaitu mayoritas responden mahasiswa yang pernah mengalami gempa bumi seperti beberapa responden penduduk lama di Yogyakarta yang mengalami gempa pada tahun 2006. Beberapa responden yang baru pernah mengalami gempa dengan skala lebih kecil dari gempa di Palu dan Lombok juga menjadi cemas karena membandingkan faktor pengalaman dan fakta serta informasi yang mereka dapat tentang masif dan besarnya dampak gempa Palu dan Lombok terhadap korban gempa. Berita urutan kedua yang menjadi pemicu kecemasan adalah kecelakaan transportasi udara dan didukung oleh alasan nomor 1 pada pertanyaan kedua, yaitu takut mengalami. Mayoritas responden yang mahasiswa sering menggunakan fasilitas transportasi pesawat sebagai pilihan utama untuk kembali ke kota asal ataupun liburan dikarenakan hemat waktu dan tenaga untuk sampai ke kota asal, dan fakta – fakta mengenai kecelakaan pesawat yang tersebar di beberapa media

berita memberi gambaran atau pemikiran negative berujung kecemasan pada beberapa responden tersebut.

Eskperimen ini berdasar dari hipotesa dimana media informasi multimedia berita online memberi dampak terhadap rasa cemas yang muncul pada responden penelitian. Terdapat penelitian sebelumnya mengenai hal ini yang dilakukan oleh McNaughton dan Mary pada tahun 2001[42], menjelaskan bahwa tidak ada relasi dan kaitan yang signifikan antara kecemasan dengan eksposur dari media berita. Namun, hasil yang didapat adanya beberapa responden yang merasa cemas dikarenakan visual dari media (6 responden di kategori Anxiety Rendah, dan 1 di kategori Anxiety Tinggi) menunjukkan kontradiksi dari penelitian Mc Naughton. Pada sesi wawancara, ketujuh responden tersebut mengutarakan bahwa eksposur terhadap media di berita dalam bentuk visualisasi gambar dan video ikut mempengaruhi rasa cemas yang dirasakan oleh responden. Kontradiksi ini mungkin terjadi karena faktor responden yang mayoritas termasuk di generasi Y [43] dan menurut penelitian oleh Soussan [44] Generasi Y lebih tertarik dengan halaman web yang memiliki banyak media informa-si (high characteristic scores) dan salah satunya adalah adanya media visual gambar.

Dari sudut pandang keterkaitan antar bencana, tidak ada responden yang dominan merasa cemas di lebih dari 1 berita. Semua responden hanya memiliki 1 berita yang dominan memberi rasa kecemasan kepada kehidupan sehari – hari nya dan tidak terlalu menanggapi kedua berita lainnya, ini selaras dengan penelitian Gadarian [45] yang menyatakan orang-orang yang cemas mengarahkan perhatian mereka pada topik kecemasan mereka, dan lebih jauh lagi, ke arah informasi yang

mengancam tentang topik itu. Kisah-kisah yang tidak mengancam yang relevan dan berita yang tidak relevan kurang mendapat perhatian. Dan juga penelitian Nakayachi [46] yang menyatakan bahwa warga masyarakat yang menderita kerusakan parah akibat bencana besar telah meningkatkan tingkat kecemasan terkait bencana tersebut tetapi menurunkan tingkat kecemasan keseluruhan tentang berbagai bahaya lainnya.

Penelitian ini baru menjelajahi kaitan mendasar antara kecemasan dan media berita melalui aktivitas mata responden ketika membaca. Sedangkan, area dan lingkup kaitan antara media informasi dan masalah psikologi seperti kecemasan masih sangat luas. Latar belakang responden dan penilaiannya terhadap penyampaian berita di Indonesia dapat menjadi faktor analisa lebih dalam terhadap unsur teks dan gambar yang secara murni menimbulkan kecemasan. Seperti pada ek-sperimen ini pada bagian wawancara, penilaian responden terhadap media berita di Indonesia bermacam-macam dan terbagi menjadi penilaian pros, cons, dan neutral. Pre-assesment responden dapat mempengaruhi persepsi nya terhadap informasi dan unsur berita yang dia terima, dan secara tidak langsung mempengaruhi “judgment” responden terhadap apa yang menimbulkan rasa kecemasan pada diri nya. Metode dan instrumen yang dapat lebih dalam menganalisa hubunga tersebut dapat meningkatkan pemahaman serta pengertian behavior ataupun sifat berita seperti apa yang menjadi misused dan memberi dampak kecemasan kepada responden daripada berperan sebagai penyampai informasi untuk responden. Penelitian selanjutnya juga dapat mencari bagaimana suatu media berita online menyampaikan informasi dengan bias negatif secara

positif sehingga dampak dari informasi tersebut dapat di minimalkan dan diredam khususnya untuk rasa cemas yang mungkin timbul. Untuk penelitian selanjutnya, kaitan antara media berita dan aspek kecemasan dapat lebih ditelusuri dan dijelajah dari aspek kecemasan pra dan pasca pemberian impuls kecemasan terhadap responden.



DAFTAR PUSTAKA

- [1] T. Zahariadis, F. Alvarez, J. Paul, and M. Olmstead, "An architectural approach towards Future Media Internet," 2011 2011.
- [2] N. Diakopoulos and M. Naaman, "Towards quality discourse in online news comments," CSCW, Conference Paper p. 133, 2011.
- [3] M. Wynblatt, "Multimedia Meets the Internet : Present and Future," vol. 32, pp. 7-32, 1997 1997.
- [4] X. Wang et al., "High-level semantic image annotation based on hot Internet topics," pp. 2055-2084, 2015 2015.
- [5] H. L. Tran, "More or Less? Multimedia Effects on Perceptions of News Websites," *Electronic News*, vol. 9, no. 1, pp. 51-67, 2015.
- [6] M. Hardalov, I. Koychev, and P. Nakov, "In Search of Credible News," *Lecture Notes in Computer Science (LNCS)*, Conference Paper vol. 9883, pp. 172-180, 18 August 2016 2016.
- [7] I. Pentina and M. Tarafdar, "From "information" to "knowing": Exploring the role of social media in contemporary news consumption," *Computers in Human Behavior*, vol. 35, pp. 211-223, 2014.

[8] C. Peters, "Emotion aside or emotional side? Crafting an 'experience of involvement' in the news," *Journalism: Theory, Practice & Criticism*, vol. 12, no. 3, pp. 297-316, 2011.

[9] M. Del Vicario et al., "The spreading of misinformation online," *Proc Natl Acad Sci U S A*, vol. 113, no. 3, pp. 554-9, Jan 19 2016.

[10] C. Deal et al., "Effects of Cable News Watching on Older Adults' Physiological and Self-Reported Stress and Cognitive Function," *The International Journal of Aging and Human Development*, vol. 87, no. 2, pp. 111-123, 2017.

[11] C.-h. Su, "The effects of students ' motivation , cognitive load and learning anxiety in gamification software engineering education : a structural equation modeling study," *Multimedia Tools and Applications*, pp. 10013-10036, 2016 2016.

[12] I. B. Weiner and W. E. Craighead, "Manual for the State-Trait Anxiety Inventory," John Wiley & Sons, Inc., 2009.

[13] L. J. Julian, "Measures of anxiety: State-Trait Anxiety Inventory (STAI), Beck Anxiety Inventory (BAI), and Hospital Anxiety and Depression Scale-Anxiety (HADS-

A)," *Arthritis Care Res (Hoboken)*, vol. 63 Suppl 11, pp. S467-72, Nov 2011.

[14] A. Gibaldi, M. Vanegas, P. J. Bex, and G. Maiello, "Evaluation of the Tobii EyeX Eye tracking controller and Matlab toolkit for research," *Behavior Research Methods*, vol. 49, no. 3, pp. 923-946, 2017 2017.

[15] M. Porta, A. Ravarelli, F. Spaghi, M. Porta, A. Ravarelli, and F. Spaghi, "Online newspapers and ad banners : an eye tracking study on the effects of congruity," 2013 2013.

[16] X. Zhang and S. M. Yuan, "An eye tracking analysis for video advertising: Relationship between advertisement elements and effectiveness," *IEEE Access*, vol. 6, no. c, pp. 10699-10707, 2018 2018.

[17] S. H. Kurniawan, R. D. Ellis, and J. C. Allaire, "The impact of Web self-efficacy , age , and Web experience on bookmark manipulation," pp. 207-216, 2002 2002.

[18] J. C.-y. Sun and Y.-r. S. Y.-y. Lin, "Effects of conformity and learning anxiety on intrinsic and extrinsic motivation : the case of Facebook course groups," *Universal Access in the Information Society*, vol. 16, no. 2, pp. 273-288, 2017 2017.

- [19] A. Lepp, J. E. Barkley, and A. C. Karpinski, "The relationship between cell phone use, academic performance, anxiety, and Satisfaction with Life in college students," *Computers in Human Behavior*, vol. 31, no. 1, pp. 343-350, 2014 2014.
- [20] H.-j. K. S.-b. P. G.-s. Jo, "Affective social network – happiness inducing social media platform," pp. 355-374, 2014 2014.
- [21] I. T. R. Yanto, P. Vitasari, T. Herawan, and M. M. Deris, "Applying variable precision rough set model for clustering student suffering study's anxiety," *Expert Systems with Applications*, vol. 39, no. 1, pp. 452-459, 2012 2012.
- [22] C. Ware and H. H. Mikaelian, "An evaluation of an eye tracker as a device for computer input2," *ACM SIGCHI Bulletin*, vol. 17, no. SI, pp. 183-188, 1986 1986.
- [23] P. Y. Yin, R. F. Day, and Y. C. Wang, "Tabu search-based classification for eye-movement behavioral decisions," *Neural Computing and Applications*, vol. 29, no. 5, pp. 1433-1443, 2018 2018.
- [24] F. Authors, "An eye-tracking investigation of internet consumers ' decision deliberateness," 2011 2011.

[25] P. Kasprowski and K. Harezlak, "Fusion of eye movement and mouse dynamics for reliable behavioral biometrics," *Pattern Analysis and Applications*, vol. 21, no. 1, pp. 91-103, 2018 2018.

[26] M. Porta and M. Porta, "Peer-reviewed paper A study on text entry methods based on eye gestures," 2015 2015.

[27] M. H. Yen and Y. T. Wu, "The role of university students' informal reasoning ability and disposition in their engagement and outcomes of online reading regarding a controversial issue: An eye tracking study," *Computers in Human Behavior*, vol. 75, pp. 14-24, 2017 2017.

[28] C. W. Liu, A. Y. Hsieh, S. K. Lo, and Y. Hwang, "What consumers see when time is running out: Consumers' browsing behaviors on online shopping websites when under time pressure," *Computers in Human Behavior*, vol. 70, pp. 391-397, 2017 2017.

[29] J. Palacios, C. Sagüés, E. Montijano, and S. Llorente, "Human-Computer Interaction Based on Hand Gestures Using RGB-D Sensors," *Sensors*, vol. 13, no. 9, pp. 11842-11860, 2013 2013.

[30] L. Jie, C. Jian, and W. Lei, "Design of Multi-Mode UAV Human-Computer Interaction System," *Proceedings of*

2017 Ieee International Conference on Unmanned Systems, pp. 353-357, 2017 2017.

[31] W. I. Grosky, "Multimedia information systems," *Multimedia, IEEE*, vol. 1, no. 1, pp. 12-24, 1994 1994.

[32] L. J. Najjar, "Multimedia information and learning," *Jl. of Educational Multimedia and Hypermedia*, vol. 5, no. November 1996, pp. 129-150, 1996 1996.

[33] J. W. Weeks, A. N. Howell, and P. R. Goldin, "Gaze avoidance in social anxiety disorder," *Depression and Anxiety*, vol. 30, no. 8, pp. 749-756, 2013 2013.

[34] A. Miotto, J. Lessiter, J. Freeman, R. Carmichael, and E. Ferrari, "Cognitive training via interactive television : drivers , barriers and potential users," pp. 37-54, 2013 2013.

[35] D. Groome and A. Soureti, "Post-traumatic stress disorder and anxiety symptoms in children exposed to the 1999 Greek earthquake," *British Journal of Psychology*, vol. 95, no. 3, pp. 387-397, 2004.

[36] L. de Wit, A. van Straten, F. Lamers, P. Cuijpers, and B. Penninx, "Are sedentary television watching and computer use behaviors associated with anxiety and depressive disorders?," *Psychiatry Res*, vol. 186, no. 2-3, pp. 239-43, Apr 30 2011.

- [37] G. E. Marcus and M. B. MacKuen, "Anxiety, Enthusiasm, and the Vote: The Emotional Underpinnings of Learning and Involvement During Presidential Campaigns.," *American Political Science Review*, vol. 87, no. 03, pp. 672-685, 2006.
- [38] L. Liu and M. Stevenson, "A cross-cultural analysis of stance in disaster news reports," *Australian Review of Applied Linguistics*, vol. 36, no. 2, pp. 197-220, 2013.
- [39] J. Hu and A. Bagga, "Functionality-based web image categorization," *Www2003*, no. February, 2003.
- [40] Y. Takebayashi, Y. Lyamzina, Y. Suzuki, and M. Murakami, "Risk Perception and Anxiety Regarding Radiation after the 2011 Fukushima Nuclear Power Plant Accident: A Systematic Qualitative Review," *Int J Environ Res Public Health*, vol. 14, no. 11, Oct 27 2017.
- [41] T. R. Wind, M. Fordham, and I. H. Komproe, "Social capital and post-disaster mental health," *Glob Health Action*, vol. 4, 2011.
- [42] M. E. McNaughton-cassill, "The news media and psychological distress," *Anxiety, Stress & Coping*, vol. 14, no. 2, pp. 193-211, 2001.
- [43] Wikipedia, "Millenials," in *Wikipedia*, ed.

[44] S. Djamasbi, M. Siegel, and T. Tullis, "Generation Y, web design, and eye tracking," *International Journal of Human-Computer Studies*, vol. 68, no. 5, pp. 307-323, 2010.

[45] S. K. Gadarian and B. Albertson, "Anxiety, Immigration, and the Search for Information," *Political Psychology*, vol. 35, no. 2, pp. 133-164, 2014.

[46] K. Nakayachi, H. M. Yokoyama, and S. Oki, "Public anxiety after the 2011 Tohoku earthquake: fluctuations in hazard perception after catastrophe," *Journal of Risk Research*, vol. 18, no. 2, pp. 156-169, 2014

LAMPIRAN



Eye-Tracker Measurement per Responden

No	Lion Air				UU ITE				Gempa / Bencana Alam				Keseluruhan Berita				Waktu (Seconds)		
	Rasio Gambar		Rasio Teks		Rasio Gambar		Rasio Teks		Rasio Gambar		Rasio Teks		Rasio Gambar		Rasio Teks		Gambar	Teks	Total
	Titik	(%)	Titik	(%)	Titik	(%)	Titik	(%)	Titik	(%)	Titik	(%)	Titik	(%)	Titik	(%)			
1	6052	40.94%	8732	59.06%	5297	60.55%	3451	39.45%	3530	33.18%	7108	66.82%	14879	43.54%	19291	56.46%	176.35	228.65	405
2	611	76.76%	185	23.24%	1560	58.06%	1127	41.94%	472	38.78%	745	61.22%	2643	56.23%	2057	43.77%	30.37	23.63	54
3	2795	32.37%	5839	67.63%	3297	46.76%	3754	53.24%	1851	27.54%	4869	72.46%	7943	35.45%	14462	64.55%	114.86	209.14	324
4	2720	26.75%	7450	73.25%	1970	27.11%	5298	72.89%	1339	18.92%	5740	81.08%	6029	24.59%	18488	75.41%	70.08	214.92	285
5	4331	66.07%	2224	33.93%	3424	49.11%	3548	50.89%	2393	32.39%	4995	67.61%	10148	48.52%	10767	51.48%	120.33	127.67	248
6	2858	32.47%	5944	67.53%	3522	49.16%	3643	50.84%	1956	49.07%	2030	50.93%	8336	41.78%	11617	58.22%	123.25	171.75	295
7	2585	44.17%	3267	55.83%	2893	60.59%	1882	39.41%	832	21.58%	3024	78.42%	6310	43.57%	8173	56.43%	135.50	175.50	311
8	2445	19.19%	10295	80.81%	6774	42.16%	9293	57.84%	2820	23.82%	9021	76.18%	12039	29.62%	28609	70.38%	142.16	337.84	480
9	6556	83.79%	1268	16.21%	6363	82.19%	1379	17.81%	6909	72.54%	2615	27.46%	19828	79.03%	5262	20.97%	245.78	65.22	311
10	8119	83.56%	1597	16.44%	7510	77.99%	2120	22.01%	7408	84.04%	1407	15.96%	23037	81.80%	5124	18.20%	306.77	68.23	375
11	2159	28.10%	5523	71.90%	2532	31.24%	5572	68.76%	675	18.82%	2912	81.18%	5366	27.70%	14007	72.30%	65.92	172.08	238
12	3238	17.82%	14935	82.18%	5428	35.65%	9797	64.35%	3817	32.89%	7787	67.11%	12483	27.74%	32519	72.26%	169.76	442.24	612
13	2618	15.89%	13858	84.11%	5615	47.52%	6201	52.48%	4494	29.20%	10897	70.80%	12727	29.13%	30956	70.87%	149.46	363.54	513
14	5087	29.63%	12084	70.37%	3203	27.33%	8518	72.67%	511	5.67%	8499	94.33%	8801	23.22%	29101	76.78%	101.01	333.99	435
15	2546	35.97%	4533	64.03%	1162	25.80%	3342	74.20%	4331	33.99%	8412	66.01%	8039	33.05%	16287	66.95%	104.43	211.57	316
16	3667	24.50%	11301	75.50%	4936	47.48%	5460	52.52%	3730	28.79%	9226	71.21%	12333	32.18%	25987	67.82%	151.91	320.09	472
17	2584	62.89%	1525	37.11%	8280	60.57%	5391	39.43%	6393	69.33%	2828	30.67%	17257	63.91%	9744	36.09%	316.37	178.63	495
18	1774	41.06%	2547	58.94%	2357	57.83%	1719	42.17%	843	44.65%	1045	55.35%	4974	48.36%	5311	51.64%	69.64	74.36	144
19	2369	29.47%	5669	70.53%	3050	38.15%	4945	61.85%	1725	25.18%	5127	74.82%	7144	31.22%	15741	68.78%	87.41	192.59	280
20	4396	21.46%	16087	78.54%	5222	34.13%	10079	65.87%	2631	19.71%	10716	80.29%	12249	24.93%	36882	75.07%	150.59	453.41	604

21	4001	33.66%	7886	66.34%	5596	52.70%	5022	47.30%	3537	36.51%	6150	63.49%	13134	40.80%	19058	59.20%	150.55	218.45	369
22	1901	44.21%	2399	55.79%	4609	53.74%	3967	46.26%	1901	44.21%	2399	55.79%	8411	48.97%	8765	51.03%	190.98	199.02	390
23	4420	32.55%	9160	67.45%	2406	32.80%	4930	67.20%	1183	19.69%	4824	80.31%	8009	29.75%	18914	70.25%	101.14	238.86	340
24	350	2.43%	14026	97.57%	2328	19.77%	9446	80.23%	548	15.57%	2972	84.43%	3226	10.87%	26444	89.13%	37.19	304.81	342
25	681	24.00%	2156	76.00%	250	21.85%	894	78.15%	1069	46.14%	1248	53.86%	2000	31.76%	4298	68.24%	91.78	197.22	289
26	1089	32.24%	2289	67.76%	2617	48.81%	2745	51.19%	2589	42.85%	3453	57.15%	6295	42.59%	8487	57.41%	176.30	237.70	414
27	2482	16.29%	12757	83.71%	2994	25.46%	8765	74.54%	1975	20.20%	7801	79.80%	7451	20.26%	29323	79.74%	92.39	363.61	456
28	1990	16.24%	10265	83.76%	2282	19.10%	9665	80.90%	3091	29.40%	7423	70.60%	7363	21.21%	27353	78.79%	89.29	331.71	421
29	3353	18.35%	14916	81.65%	3214	29.04%	7853	70.96%	2947	22.58%	10107	77.42%	9514	22.44%	32876	77.56%	118.28	408.72	527
30	2889	16.95%	14154	83.05%	3909	29.04%	9550	70.96%	3048	20.20%	12043	79.80%	9846	21.60%	35747	78.40%	122.45	444.55	567
31	408	4.60%	8453	95.40%	1958	17.55%	9196	82.45%	433	4.10%	10121	95.90%	2799	9.16%	27770	90.84%	32.78	325.22	358
32	2839	25.38%	8348	74.62%	2450	31.55%	5316	68.45%	1890	18.90%	8109	81.10%	7179	24.80%	21773	75.20%	88.27	267.73	356
33	3824	29.78%	9016	70.22%	1875	22.97%	6287	77.03%	2288	21.83%	8195	78.17%	7987	25.37%	23498	74.63%	95.13	279.87	375
34	1660	14.70%	9635	85.30%	3027	32.32%	6339	67.68%	775	21.12%	2894	78.88%	5462	22.45%	18868	77.55%	83.06	286.94	370
35	3929	37.75%	6479	62.25%	2113	26.26%	5934	73.74%	710	12.32%	5052	87.68%	6752	27.88%	17465	72.12%	82.25	212.75	295
36	205	1.13%	17915	98.87%	5811	30.23%	13411	69.77%	1318	8.72%	13802	91.28%	7334	13.98%	45128	86.02%	88.77	546.23	635
37	4420	32.55%	9160	67.45%	2411	35.98%	4290	64.02%	3537	36.51%	6150	63.49%	10368	34.60%	19600	65.40%	149.46	282.54	432
38	2916	24.28%	9092	75.72%	2100	34.30%	4023	65.70%	786	27.28%	2095	72.72%	5802	27.61%	15210	72.39%	69.03	180.97	250
39	1798	24.87%	5431	75.13%	2216	25.16%	6591	74.84%	2335	25.82%	6707	74.18%	6349	25.32%	18729	74.68%	76.71	226.29	303
40	1199	11.75%	9004	88.25%	2119	24.63%	6485	75.37%	659	8.06%	7515	91.94%	3977	14.74%	23004	85.26%	47.17	272.83	320
	115864	26.74%	317404	73.26%	140680	38.24%	227228	61.76%	95279	28.58%	238063	71.42%	351823	31.01%	782695	68.99%	4814.92	10191.08	15006
																	1:20:15	2:49:51	4:10:6



	Not at all	Mildly, but it didn't bother me much	Moderately – it wasn't pleasant at times	Severely – it bothered me a lot
Numbness or tingling	0	1	2	3
Feeling hot	0	1	2	3
Wobbliness in legs	0	1	2	3
Unable to relax	0	1	2	3
Fear or worst happening	0	1	2	3
Dizzy or lightheaded	0	1	2	3
Heart pounding/racing	0	1	2	3
Unsteady	0	1	2	3
Terrified or afraid	0	1	2	3
Nervous	0	1	2	3
Feeling of choking	0	1	2	3
Hands trembling	0	1	2	3
Shaky/unsteady	0	1	2	3
Fear of losing control	0	1	2	3
Kesulitan bernafas	0	1	2	3
Fear of dying	0	1	2	3
Scared	0	1	2	3
Indisgetion	0	1	2	3
Faint/lightheaded	0	1	2	3
Face flushed	0	1	2	3
Hot/cold sweat	0	1	2	3

Aturan yang berlaku pada Beck Anxiety Inventory adalah sebagai berikut:

Jika Total ≥ 0 dan Total ≤ 7 , maka tingkat kecemasan rendah (AR),

Jika Total ≥ 8 dan Total ≤ 15 , maka tingkat kecemasan medium (AM),

Jika Total ≥ 16 dan Total ≤ 25 , maka tingkat kecemasan tinggi (AT),

Jika Total ≥ 26 dan Total ≤ 63 , maka tingkat kecemasan parah (AP).

User Anxiety Measurement untuk Responden

No	Score	BAI	No	Score	BAI	No	Score	BAI
1	19	High	15	4	Low	29	4	Low
2	17	High	16	8	Medium	30	38	Severe
3	7	Low	17	6	Low	31	28	Severe
4	8	Medium	18	24	High	32	6	Low
5	25	High	19	3	Low	33	7	Low
6	0	Low	20	12	Medium	34	4	Low
7	21	High	21	20	High	35	10	Medium
8	21	High	22	6	Low	36	5	Low
9	21	High	23	0	Low	37	4	Low
10	12	Medium	24	14	Medium	38	2	Low
11	27	Severe	25	4	Low	39	3	Low
12	3	Low	26	14	Medium	40	3	Low
13	20	High	27	17	High			
14	9	Medium	28	39	Severe			

Respondent with Low Anxiety

No	Image Ratio	Text Ratio	Inclined
3	35.45%	64.55%	Text
6	41.78%	58.22%	Text
12	27.74%	72.26%	Text
15	33.05%	66.95%	Text
17	63.91%	36.09%	Image
19	31.22%	68.78%	Text
22	48.97%	51.03%	Text
23	29.75%	70.25%	Text
25	31.76%	68.24%	Text
29	22.44%	77.56%	Text
32	24.80%	75.20%	Text
33	25.37%	74.63%	Text
34	22.45%	77.55%	Text
36	13.98%	86.02%	Text
37	34.60%	65.40%	Text
38	27.61%	72.39%	Text
39	25.32%	74.68%	Text
40	14.74%	85.26%	Text

Respondent with High Anxiety

No	Image Ratio	Text Ratio	Inclined
1	43.54%	56.46%	Text
2	56.23%	43.77%	Image
5	48.52%	51.48%	Text
7	43.57%	56.43%	Text
8	29.62%	70.38%	Text
9	79.03%	20.97%	Image
13	29.13%	70.87%	Text
18	48.36%	51.64%	Text
21	40.80%	59.20%	Text
27	20.26%	79.74%	Text

Respondent with Severe Anxiety

No	Image Ratio	Text Ratio	Inclined
11	27.70%	72.30%	Text
28	21.21%	78.79%	Text
30	21.60%	78.40%	Text
31	9.16%	90.84%	Text

Respondent with Medium Anxiety

No	Image Ratio	Text Ratio	Inclined
4	24.59%	75.41%	Text
10	81.80%	18.20%	Image
14	23.22%	76.78%	Text
16	32.18%	67.82%	Text
20	24.93%	75.07%	Text
24	10.87%	89.13%	Text
26	42.59%	57.41%	Text
35	27.88%	72.12%	Text

Co-occurrences Question 1

Q1:Which news give most anxiety feeling		
	CC	CO
Earthquake	16	0.4
Flight Accident	11	0.28
No Sources	4	0.1
Other	3	0.08
UU ITE	6	0.15

Co-occurrences Question 2

Q2:What is the reason behind your anxiety		
	CC	CO
Afraid to experiencing	12	0.31
Have experience with sources of anxiety	11	0.28
Anxious because the information	7	0.18
Anxious because of supporting media of news	5	0.13
No reason of anxiety	3	0.08

Co-occurrences Question 3 Pros

Q3:What your assessment about news media in Indonesia (Pros Answer)		
	CC	CO
Effective	4	0.1
Improving	4	0.1
Trustworthy	4	0.1
Accurate	3	0.08
Easier to be accessed	2	0.05
Fast	2	0.05
Good enough	2	0.05
Good packaging	2	0.05
Interesting	1	0.03
To the point	1	0.03
Updated	1	0.03

Co-occurrences Question 3 Cons

Q3:What your assessment about news media in Indonesia (Cons Answer)		
	CC	CO
Hyperbole	8	0.2
Hoax	6	0.15
Beautified	5	0.13
Careless in spreading news	3	0.08
Clickbait	3	0.08

Misused	3	0.08
News give benefit to certain side	3	0.08
Lack of education	2	0.05
News deliver information in wrong way	2	0.05
Not satisfied in information	2	0.05
Title and context of news not sync	2	0.05

Co-occurrences Question 3 Neutral

Q3:What your assessment about news media in Indonesia (Neutral Answer)		
	CC	CO
Assessments is not overall	2	0.05
Need to comparing their source with others	1	0.03
Need to search more references	1	0.03
News publisher should neutral	1	0.03
News should minimize negative fact	1	0.03
News should minimize negative statement	1	0.03
Opinion: important information sources	1	0.03
Opinion: Need to be more critical	1	0.03
Read news from trusted sources	1	0.03

. Co-Occurrences Anxiety and Reasons of Anxiety

	High Anxiety		Low Anxiety		Medium Anxiety		Severe Anxiety	
	CC	CO	CC	CO	CC	CO	CC	CO
Afraid it could happened to family	1	0.1	0	0	0	0	0	0
Afraid to experiencing	3	0.16	5	0.2	3	0.18	1	0.07
Anxious about personal trouble	0	0	1	0.06	0	0	0	0
Anxious because certain knowledge on the sources	0	0	0	0	1	0.13	0	0
Anxious because information give negative impact	2	0.18	1	0.05	0	0	0	0
Anxious because lack of information	0	0	1	0.06	0	0	0	0
Anxious because of supporting media of news	1	0.07	4	0.21	0	0	0	0
Anxious because other people act	1	0.1	0	0	0	0	0	0
Anxious because the information	3	0.2	2	0.08	2	0.14	1	0.09
Anxious on social media	1	0.1	0	0	0	0	0	0
Frequently interact with sources of anxiety	1	0.1	0	0	0	0	0	0
Have experience with sources of anxiety	3	0.17	3	0.12	3	0.19	2	0.15
More anxious on little things	0	0	1	0.06	0	0	0	0
No reason of anxiety	0	0	3	0.17	0	0	0	0
Sources of anxiety is part of the common experience	2	0.18	1	0.05	0	0	0	0
Surrender to "possibly instant die" sources of anxiety	0	0	2	0.11	0	0	0	0
Worried about the source of anxiety	0	0	0	0	1	0.13	0	0

Co-Occurrences Anxiety and Sources of Anxiety

	High Anxiety		Low Anxiety		Medium Anxiety		Severe Anxiety	
	CC	CO	CC	CO	CC	CO	CC	CO
Earthquake	4	0.18	6	0.21	4	0.2	2	0.11
Flight Accident	3	0.17	3	0.12	3	0.19	2	0.15
No Sources	0	0	4	0.22	0	0	0	0
Other	1	0.08	2	0.11	0	0	0	0
UU ITE	2	0.14	3	0.14	1	0.08	0	0

Co-Occurrences Sources of Anxiety and Reasons of Anxiety

	Earthquake		FA		No Sources		Other		UU ITE	
	CC	CO	CC	CO	CC	CO	CC	CO	CC	CO
Afraid it could happened to family	1	0.06	0	0	0	0	0	0	0	0
Afraid to experiencing	1	0.04	6	0.35	0	0	0	0	4	0.29
Anxious about personal trouble	0	0	0	0	0	0	0	0	1	0.17
Anxious because certain knowledge on the sources	1	0.06	0	0	0	0	0	0	0	0
Anxious because information give negative impact	1	0.06	0	0	0	0	1	0.2	1	0.13
Anxious because lack of information	0	0	0	0	0	0	0	0	1	0.17
Anxious because of supporting media of news	2	0.11	2	0.14	0	0	1	0.14	0	0
Anxious because other people act	0	0	0	0	0	0	0	0	1	0.17
Anxious because the information	3	0.14	2	0.12	0	0	1	0.1	2	0.17
Anxious on social media	0	0	0	0	0	0	0	0	1	0.17
Frequently interact with sources of anxiety	0	0	1	0.09	0	0	0	0	0	0
Have experience with sources of anxiety	8	0.42	1	0.05	0	0	1	0.08	0	0
More anxious on little things	0	0	0	0	1	0.25	0	0	0	0
No reason of anxiety	0	0	0	0	3	0.75	0	0	0	0
Sources of anxiety is part of the common experience	0	0	2	0.17	0	0	0	0	1	0.13
Surrender to "possibly instant die" sources of anxiety	0	0	0	0	0	0	0	0	2	0.33
Worried about the source of anxiety	0	0	1	0.09	0	0	0	0	0	0

Co-occurrences Gaze Plot and Anxiety

	Image		Text	
	CC	CO	CC	CO
High Anxiety	2	0.17	8	0.21
Low Anxiety	1	0.05	17	0.46
Medium Anxiety	1	0.09	7	0.19
Severe Anxiety	0	0	4	0.11

Co-occurrences Gaze Plot and Sources of Anxiety

	Image		Text	
	CC	CO	CC	CO
Earthquake	3	0.18	13	0.33
Flight Accident	1	0.07	10	0.27
No Sources	0	0	4	0.11
Other	0	0	3	0.08
UU ITE	0	0	6	0.17

Table of Relation Anxiety Level-News-Gaze Category

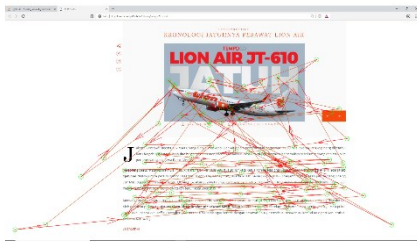
Anxiety Categories	News	Gaze Category	CC
Low Anxiety	News FA	Text	3
		Image	0
	News UU ITE	Text	3
		Image	0
	News Earthquake	Text	5
		Image	6
Medium Anxiety	News FA	Text	3
		Image	0
	News UU ITE	Text	1
		Image	0
	News Earthquake	Text	3
		Image	1
High Anxiety	News FA	Text	2
		Image	1
	News UU ITE	Text	2
		Image	0
	News Earthquake	Text	3
		Image	1
Severe Anxiety	News FA	Text	2
		Image	0
	News UU ITE	Text	0
		Image	0
	News Earthquake	Text	2
		Image	0

Table of Relation Tingkat Kecemasan – Berita – Alasan Kecemasan

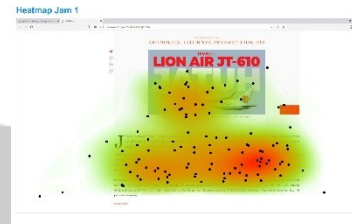
Anxiety Level	News	Reason of Anxiety	CC	
Low Anxiety	Flight Accident	Anxious because of supporting media of news	1	
		Afraid to experiencing	1	
	UU ITE	Anxious because of supporting media of news	1	
		Afraid to experiencing	1	
		Anxious about personal trouble	1	
		Afraid to experiencing	1	
		Anxious because lack of information	1	
		Surrender to "possibly instant die" sources of anxiety	1	
		Anxious because information give negative impact	1	
		Earthquake	Anxious because the information	2
Medium Anxiety	Flight Accident	Have experience with sources of anxiety	2	
		Afraid to experiencing	1	
	UU ITE	Anxious because of supporting media of news	1	
		Afraid to experiencing	3	
	Earthquake	Worried about the source of anxiety	1	
		Have experience with sources of anxiety	1	
	Flight Accident	UU ITE	Anxious because the information	1
		Earthquake	Anxious because certain knowledge on the sources	1
		Have experience with sources of anxiety	2	
		Anxious because the information	1	
Afraid to experiencing		2		
Frequently interact with sources of anxiety		1		
High Anxiety	Flight Accident	Sources of anxiety is part of the common experience	1	
		Afraid to experiencing	1	
	UU ITE	Anxious because other people act	1	
		Anxious because information give negative impact	1	
	Earthquake	Anxious because the information	1	
		Afraid it could happened to family	1	
		Have experience with sources of anxiety	3	
		Anxious because of supporting media of news	1	
	Severe Anxiety	Flight Accident	Afraid to experiencing	1
			Anxious because the information	1
Earthquake		Have experience with sources of anxiety	1	
		Have experience with sources of anxiety	1	

Gaze Plot dan HeatMap Responden terhadap Berita 1

1

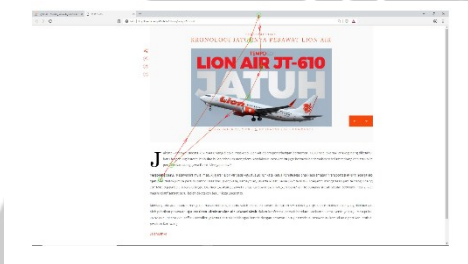


(a)



(b)

2



(a)

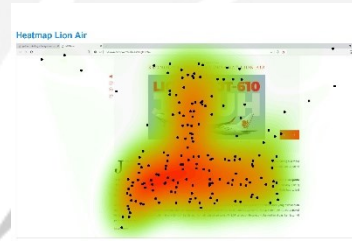


(b)

3

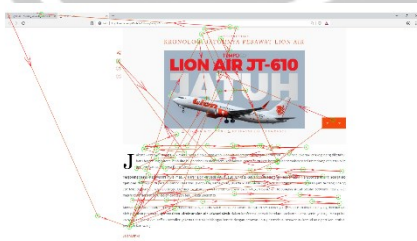


(a)



(b)

4



(a)



(b)

5

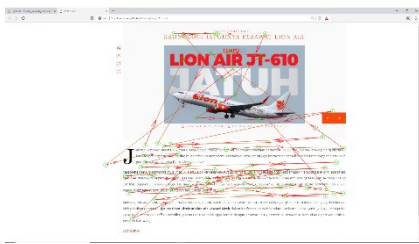


(a)



(b)

6

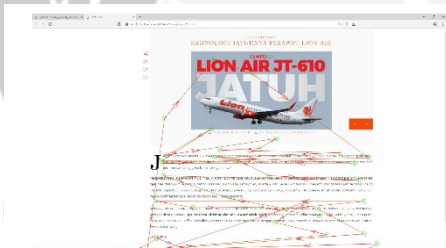


(a)

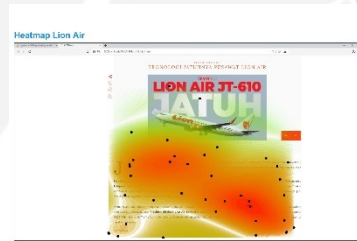


(b)

7

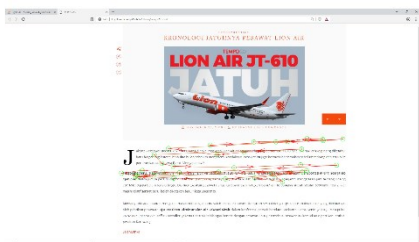


(a)



(b)

8



(a)



(b)

9

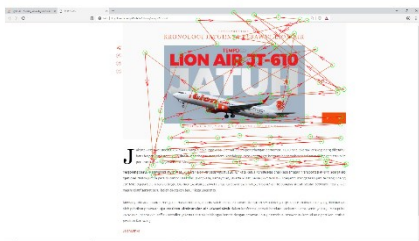


(a)

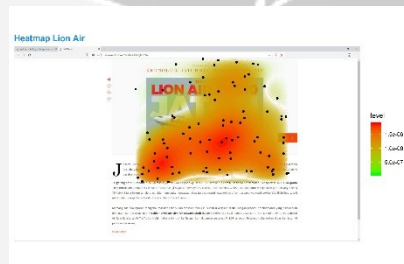


(b)

10

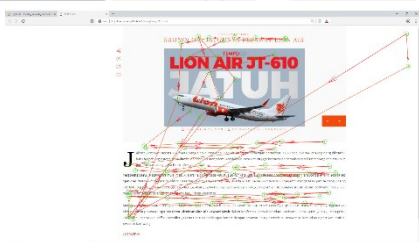


(a)

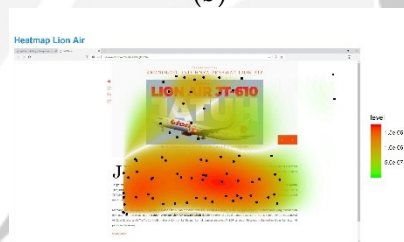


(b)

11

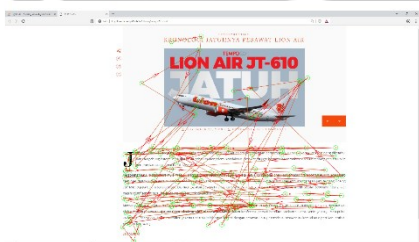


(a)

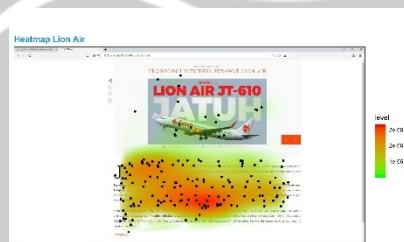


(b)

12

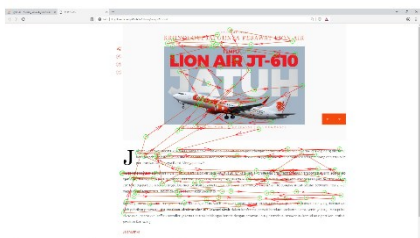


(a)

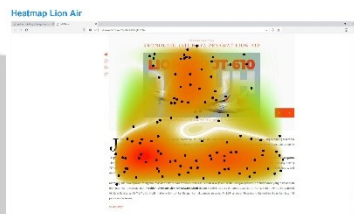


(b)

13

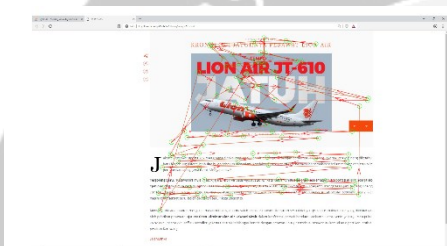


(a)

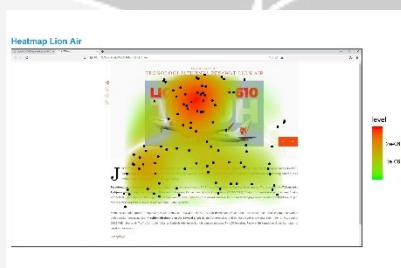


(b)

14



(a)



(b)

15

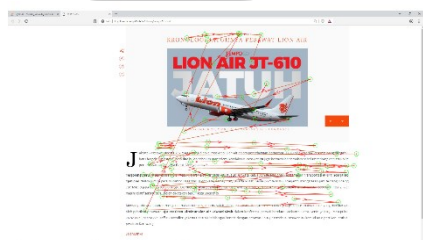


(a)



(b)

16

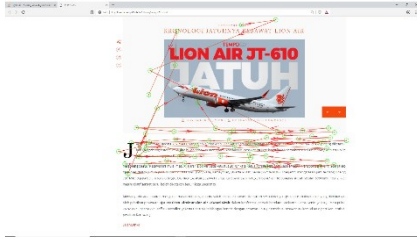


(a)



(b)

17

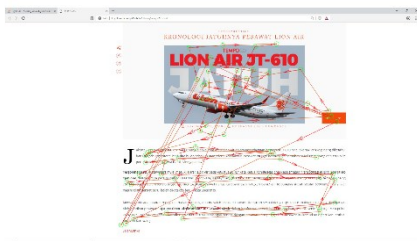


(a)



(b)

18

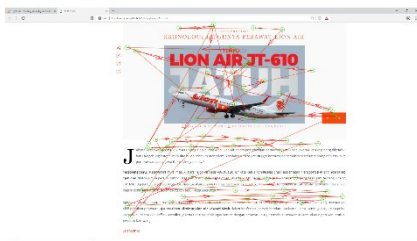


(a)

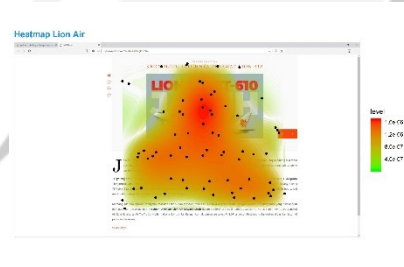


(b)

19

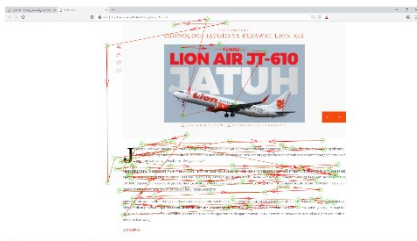


(a)

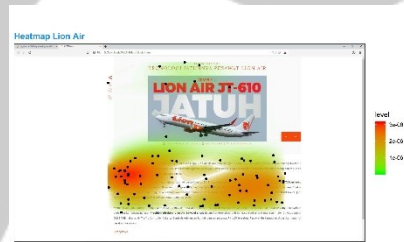


(b)

20

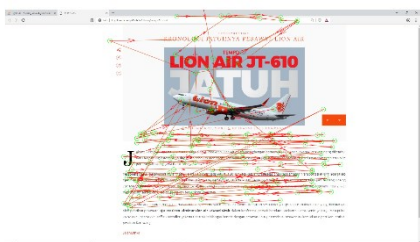


(a)



(b)

21

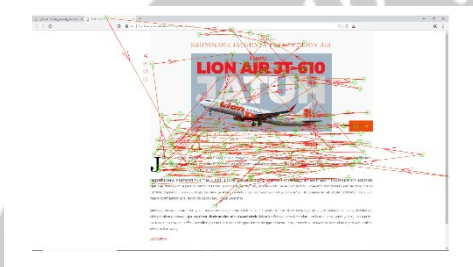


(a)

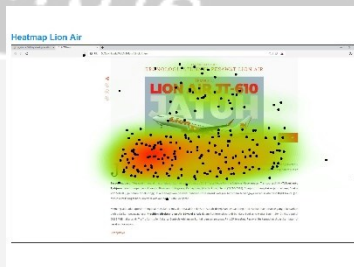


(b)

22

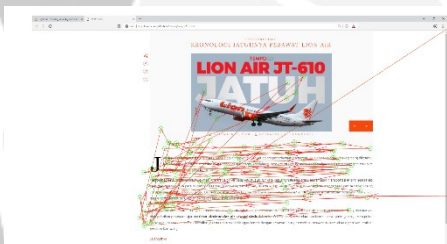


(a)



(b)

23

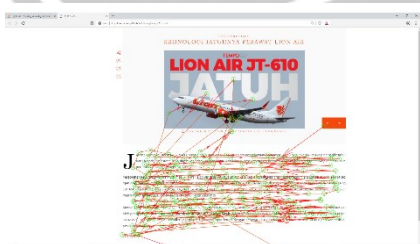


(a)



(b)

24



(a)




(b)

25

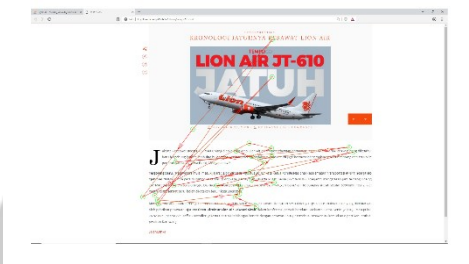


(a)



(b)

26

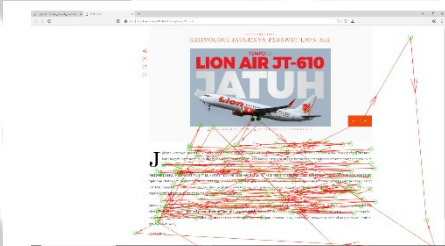


(a)



(b)

27

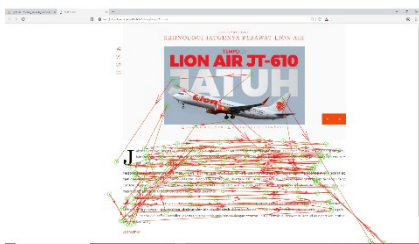


(a)



(b)

28

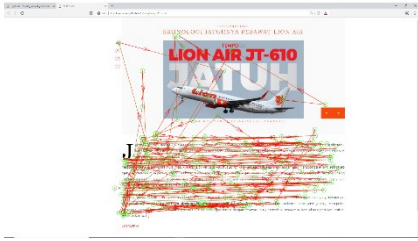


(a)



(b)

29

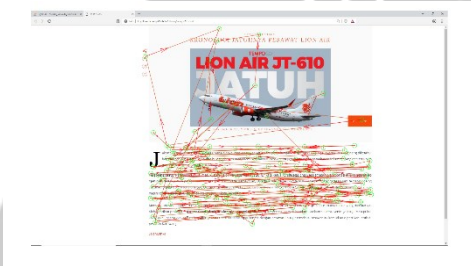


(a)

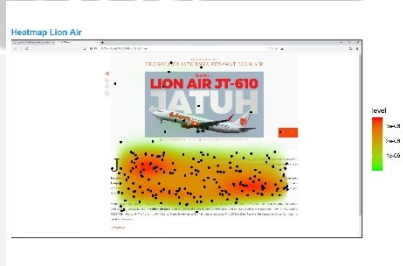


(b)

30

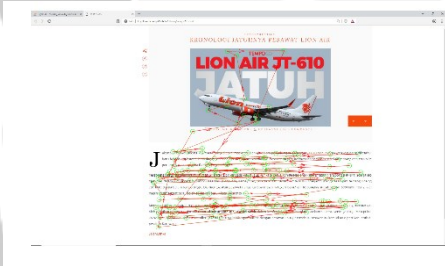


(a)




(b)

31

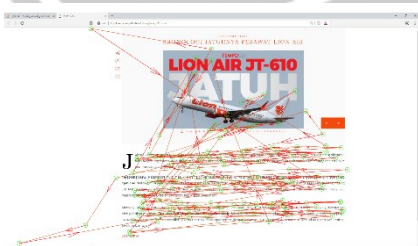


(a)



(b)

32

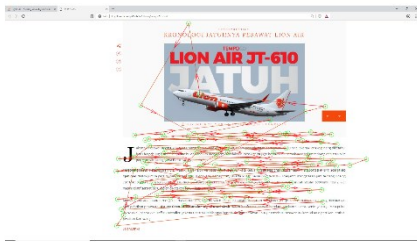


(a)

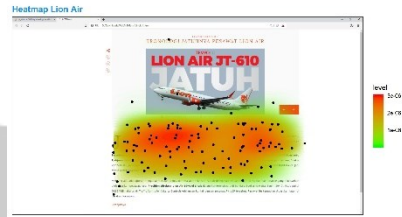


(b)

33

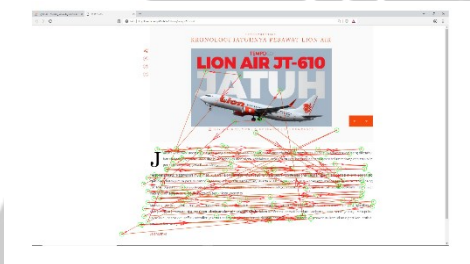


(a)

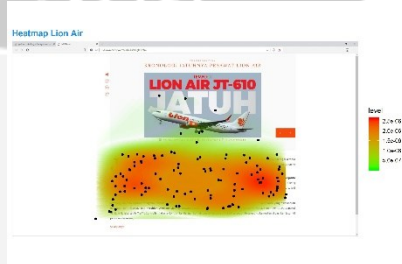


(b)

34



(a)




(b)

35

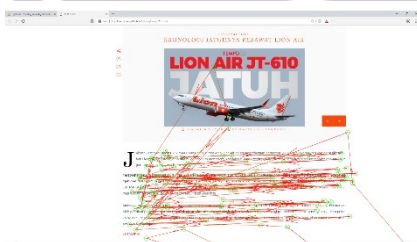


(a)

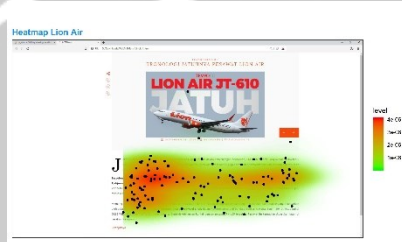


(b)

36

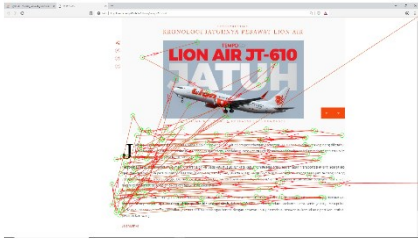


(a)

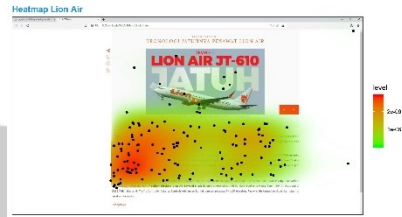


(b)

37

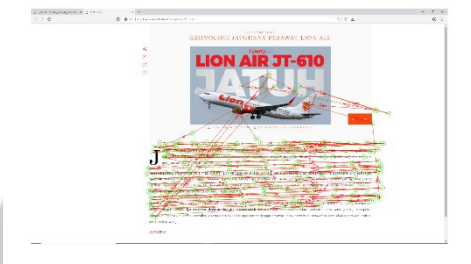


(a)



(b)

38

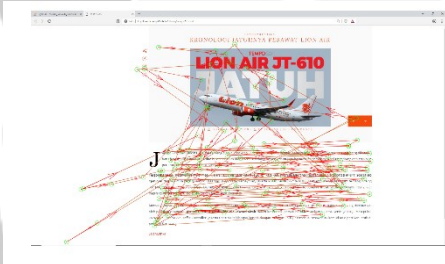


(a)

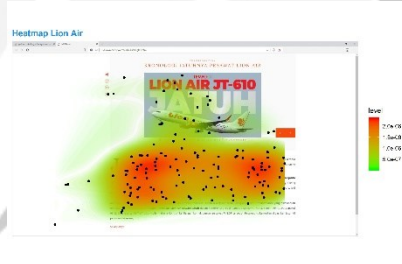


(b)

39

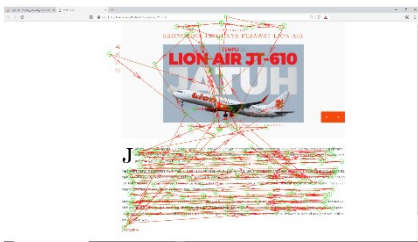


(a)



(b)

40



(a)



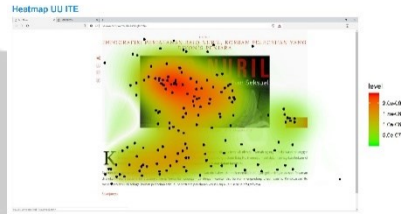
(b)

Gaze Plot dan HeatMap Responden terhadap Berita 2

1



(a)

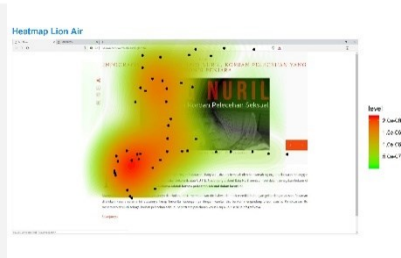


(b)

2



(a)

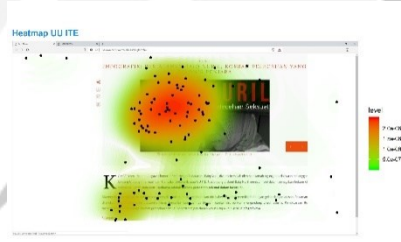


(b)

3

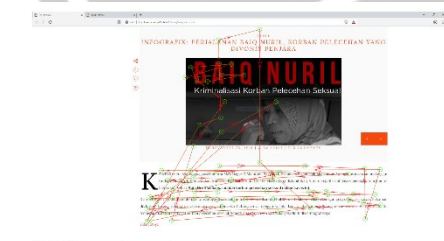


(a)

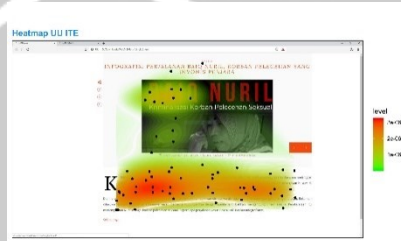


(b)

4

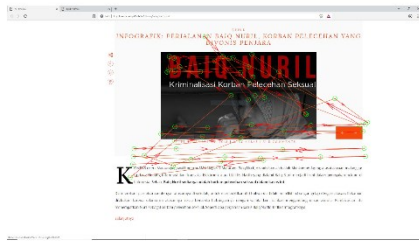


(a)

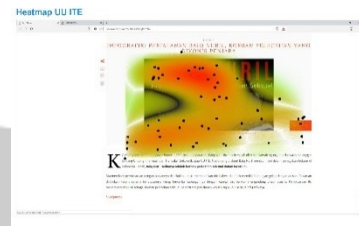


(b)

5

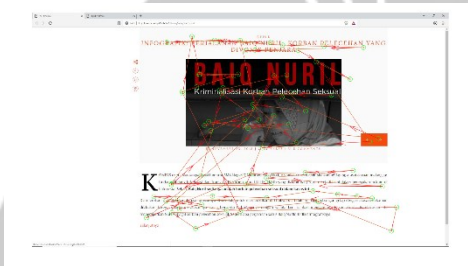


(a)



(b)

6



(a)



(b)

7

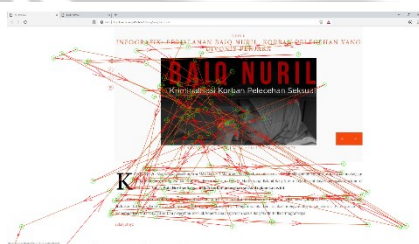


(a)

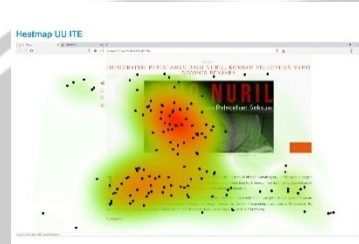


(b)

8

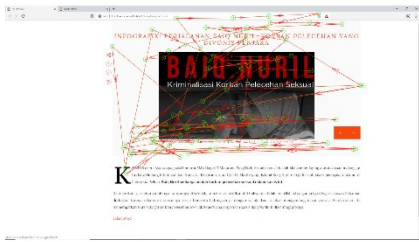


(a)




(b)

9

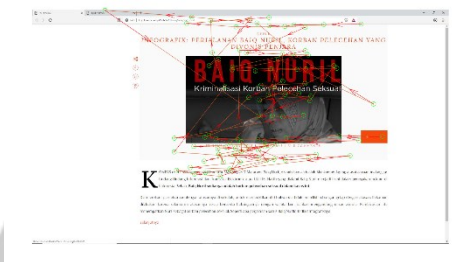


(a)

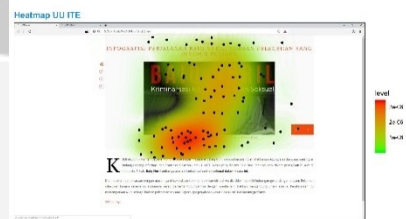


(b)

10

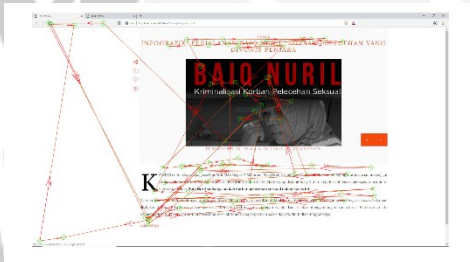


(a)

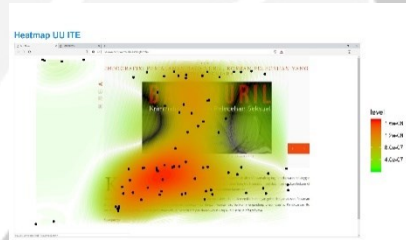


(b)

11

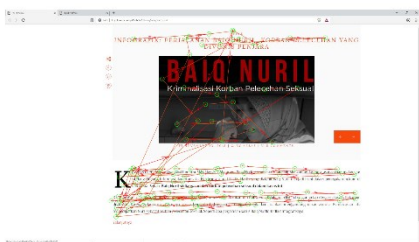


(a)

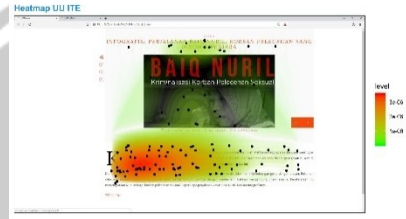


(b)

12

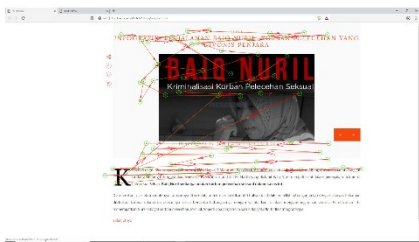


(a)

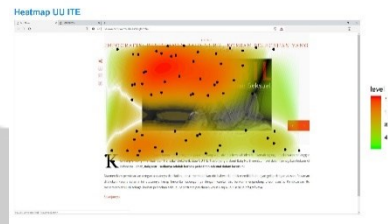


(b)

13



(a)

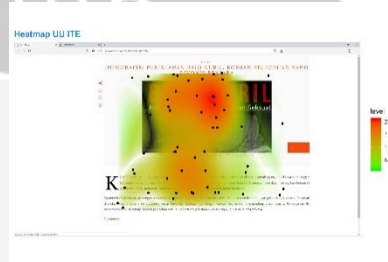


(b)

14

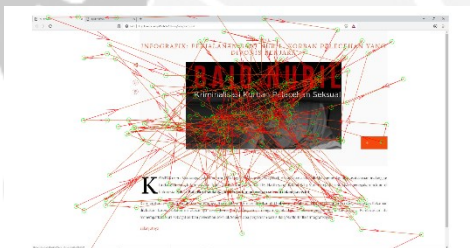


(a)



(b)

15



(a)

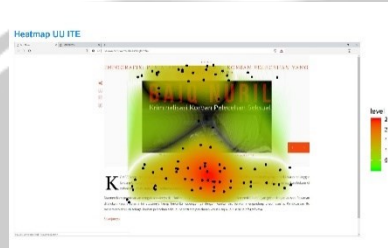


(b)

16



(a)

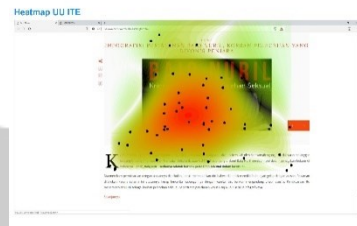


(b)

17

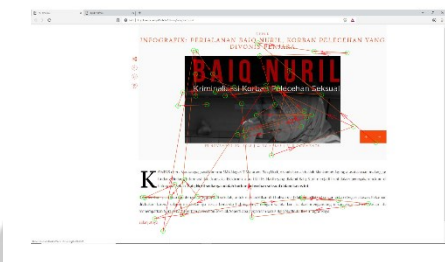


(a)

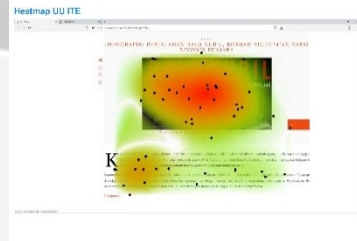


(b)

18

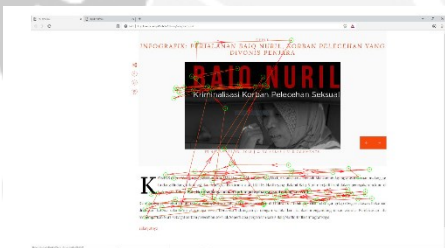


(a)



(b)

19

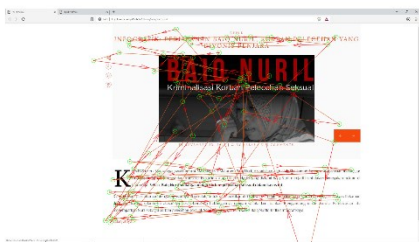


(a)

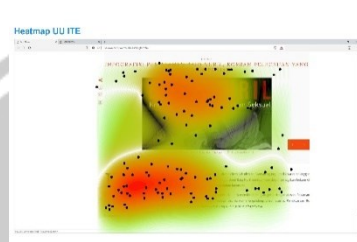


(b)

20

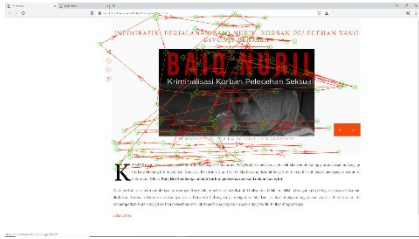


(a)

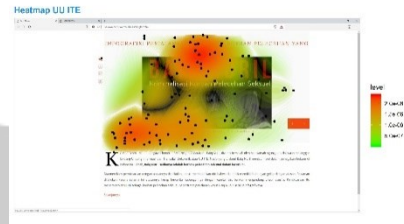


(b)

21

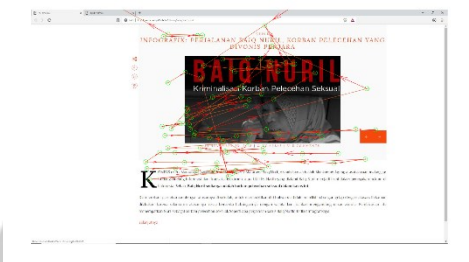


(a)




(b)

22

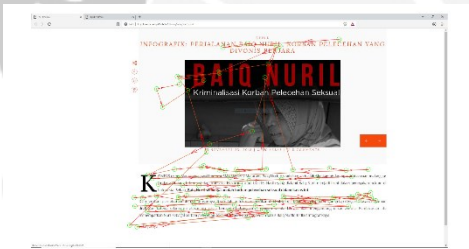


(a)



(b)

23

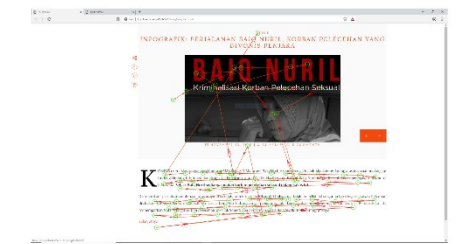


(a)

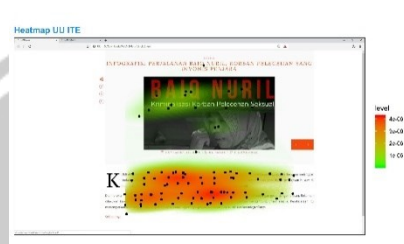


(b)

24



(a)



(b)

25

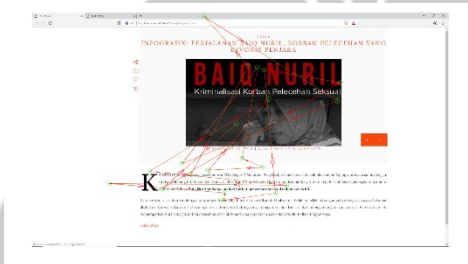


(a)

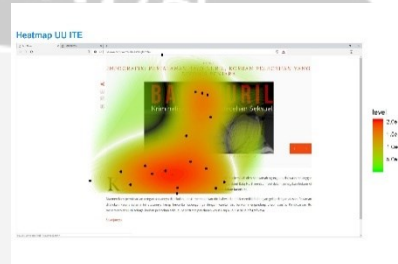


(b)

26

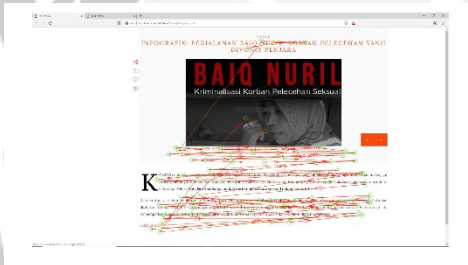


(a)



(b)

27

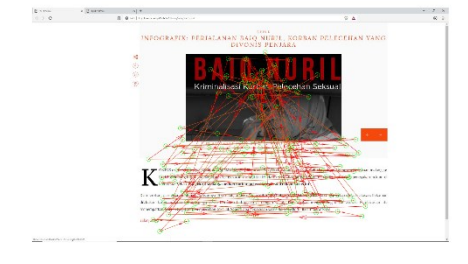


(a)




(b)

28



(a)

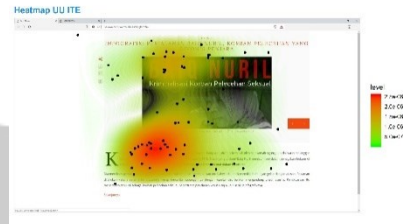


(b)

29



(a)

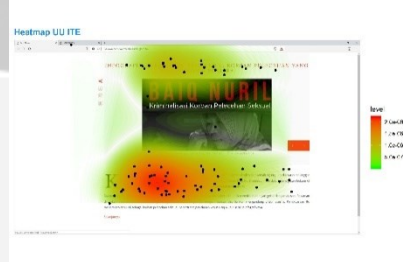


(b)

30

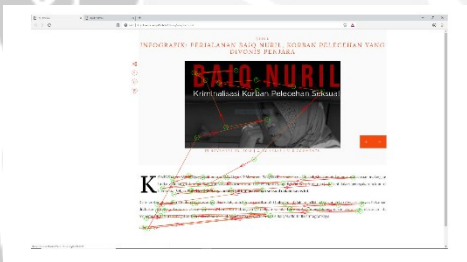


(a)



(b)

31

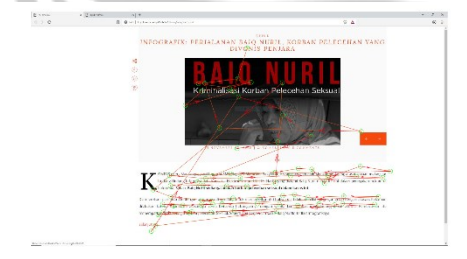


(a)

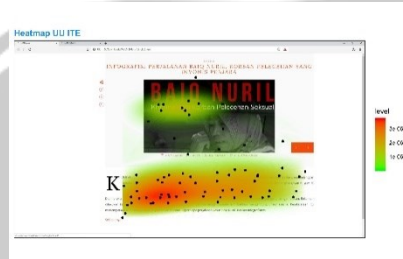


(b)

32



(a)




(b)

33



(a)

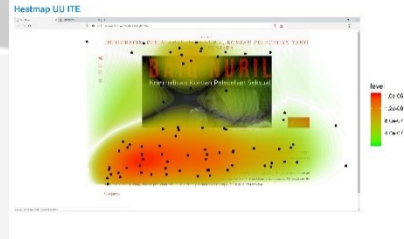


(b)

34

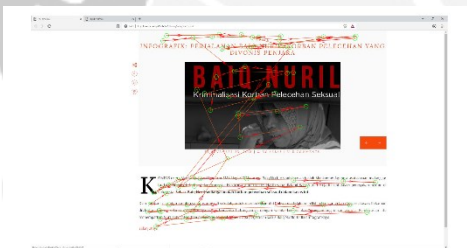


(a)



(b)

35

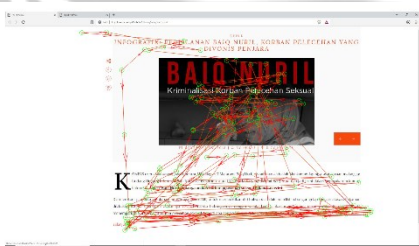


(a)

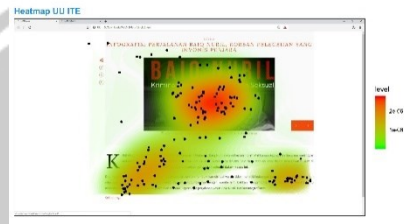


(b)

36



(a)

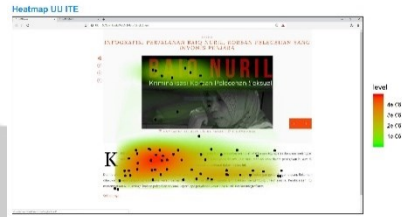


(b)

37

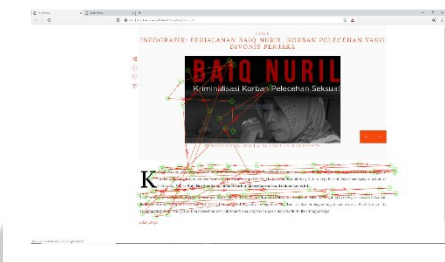


(a)



(b)

38

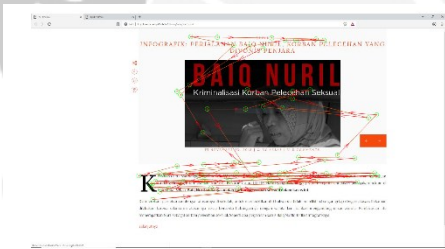


(a)

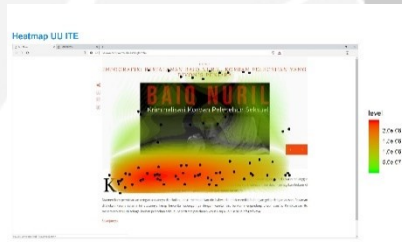


(b)

39

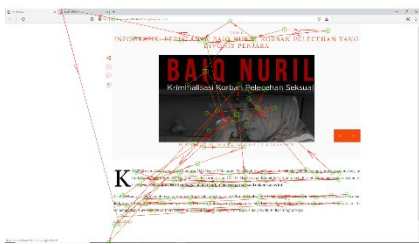


(a)

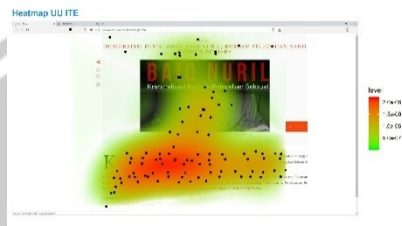


(b)

40



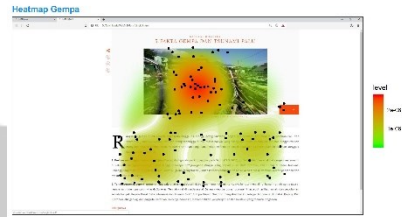
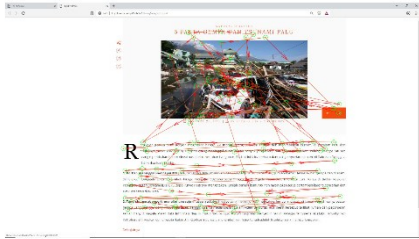
(a)



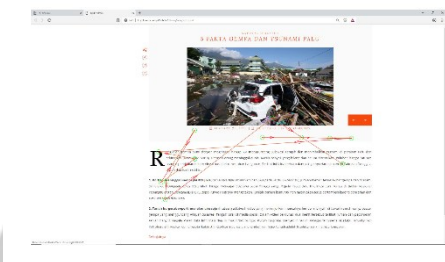
(b)

Gaze Plot dan HeatMap Responden terhadap Berita 3

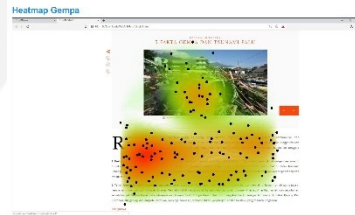
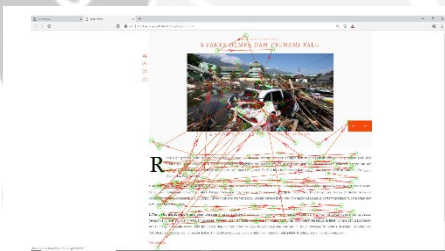
1



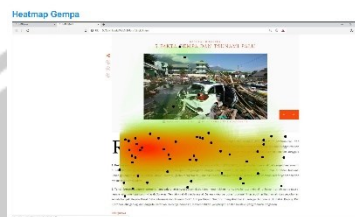
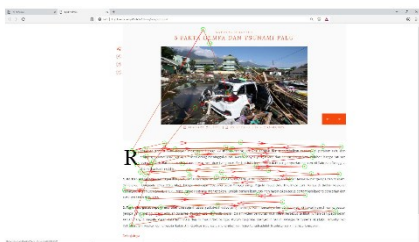
2



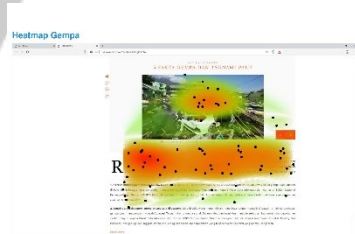
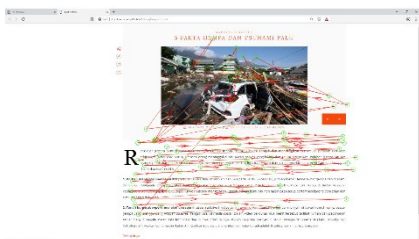
3



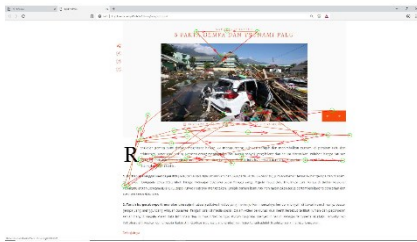
4



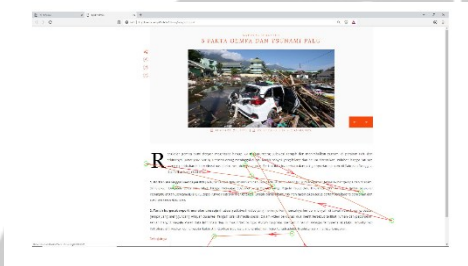
5



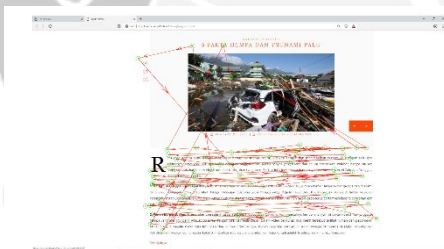
6



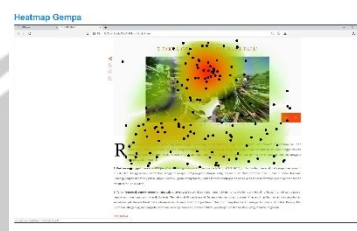
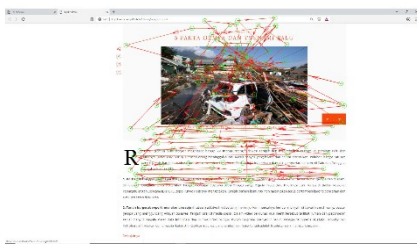
7



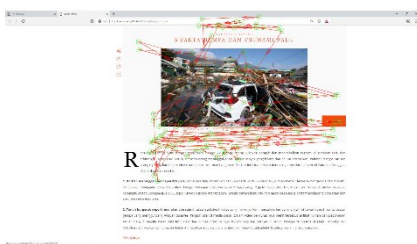
8



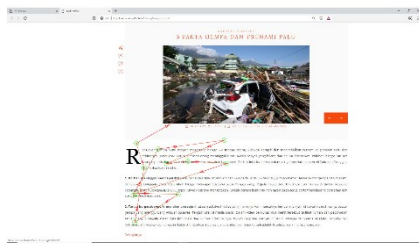
9



10



11



(a)



(b)

12

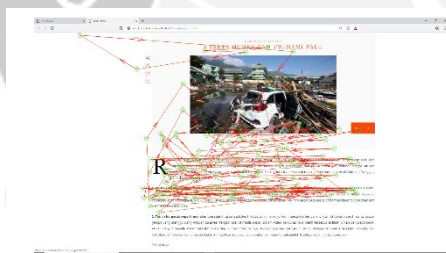


(a)

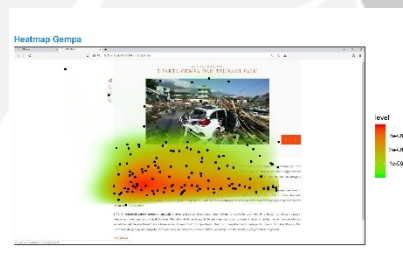


(b)

13

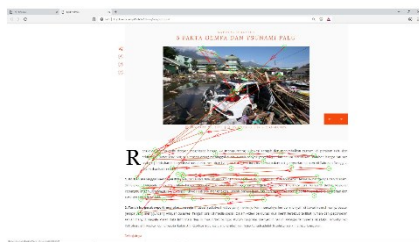


(a)



(b)

14

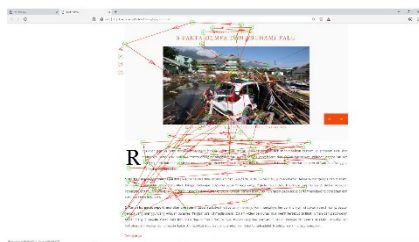


(a)



(b)

15

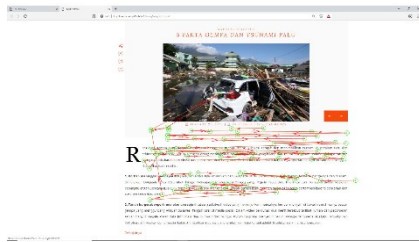


(a)



(b)

16

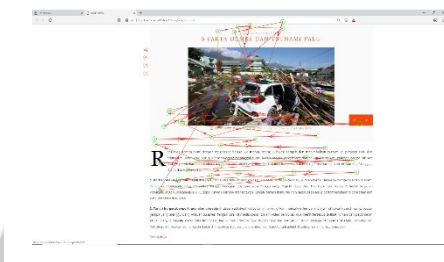


(a)



(b)

17

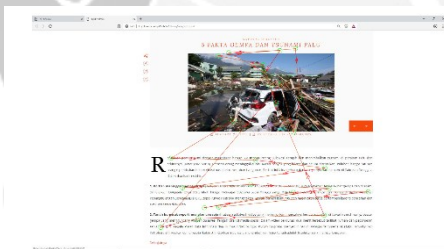


(a)



(b)

18

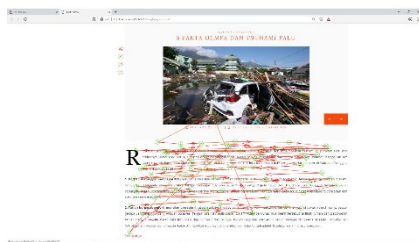


(a)

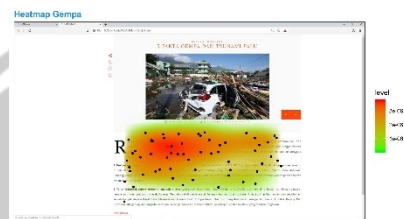


(b)

19

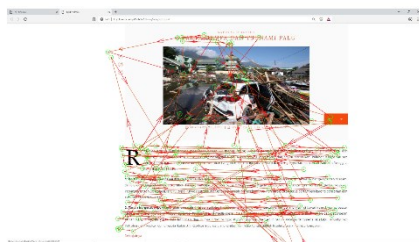


(a)



(b)

20

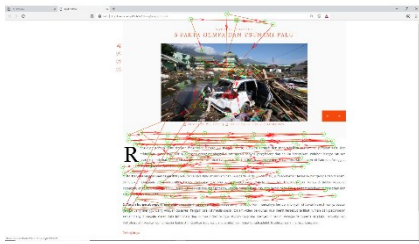


(a)



(b)

21

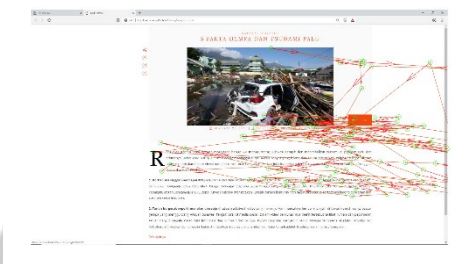


(a)



(b)

22

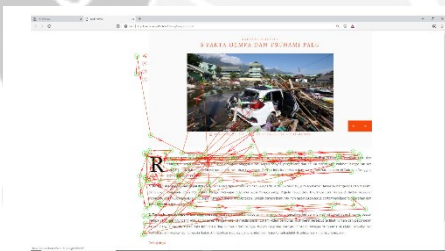


(a)



(b)

23

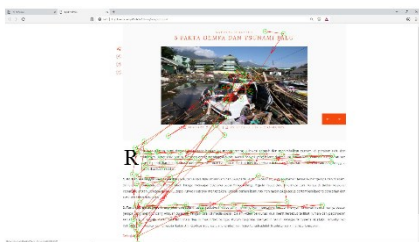


(a)

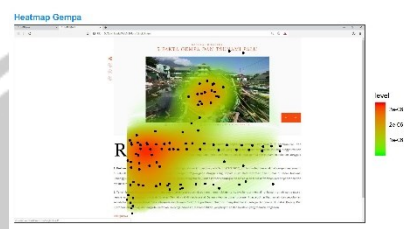


(b)

24

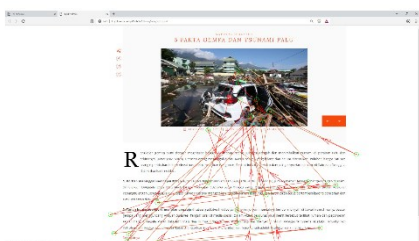


(a)



(b)

25

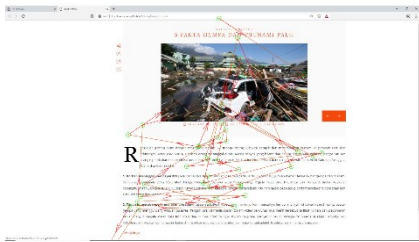


(a)



(b)

26

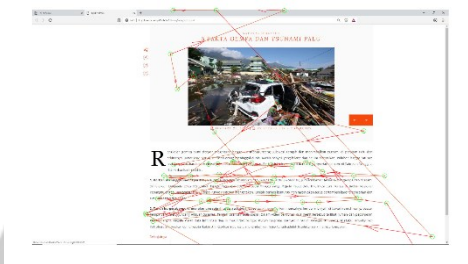


(a)



(b)

27

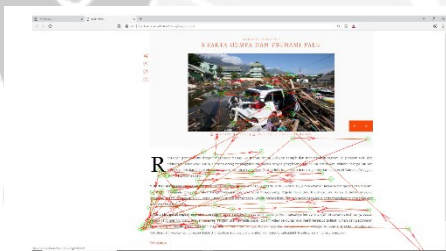


(a)



(b)

28

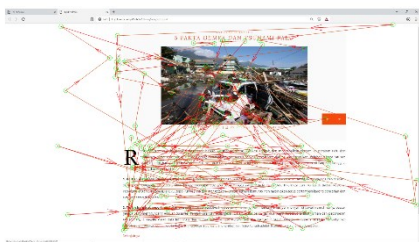


(a)

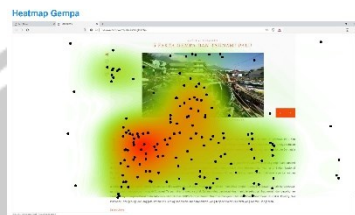


(b)

29

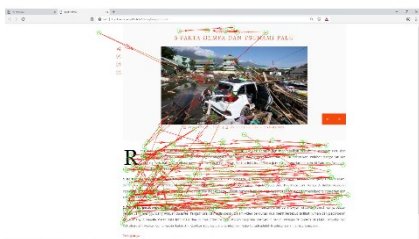


(a)



(b)

30

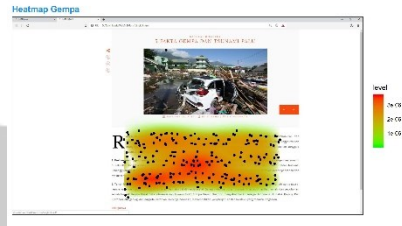
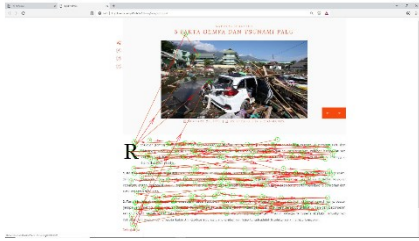


(a)

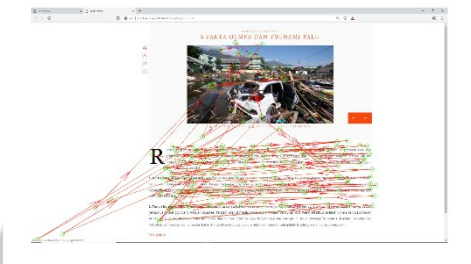


(b)

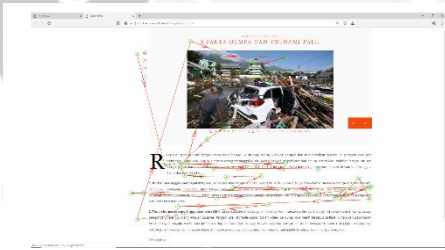
31



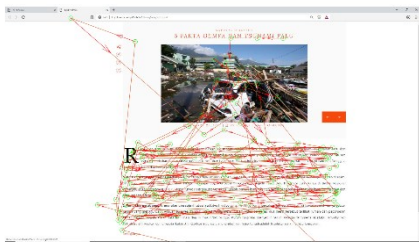
32




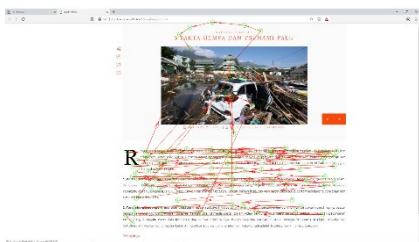
33



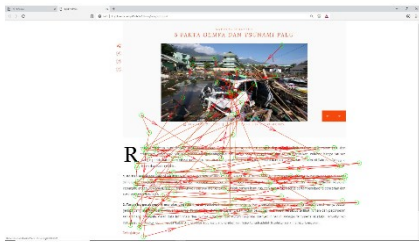
34



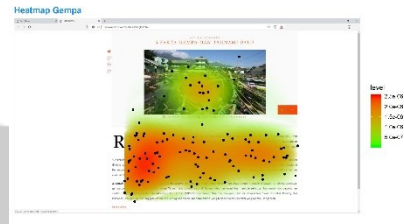
35



36

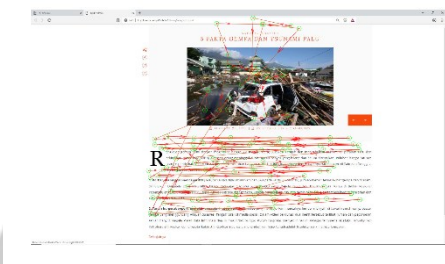


(a)



(b)

37

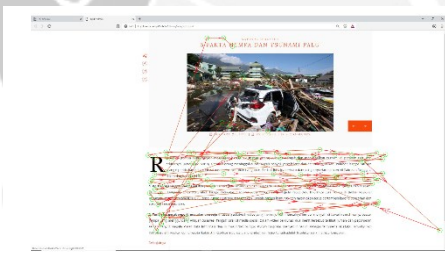


(a)



(b)

38

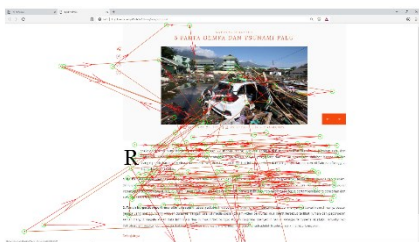


(a)



(b)

39

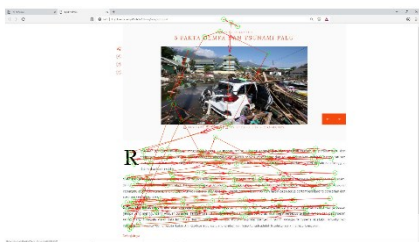


(a)



(b)

40



(a)



(b)

