

## BAB V

### PENUTUP

#### 5.1 Kesimpulan

Berdasarkan hasil penelitian yang telah dilakukan dan dijabarkan pada bab IV maka dapat ditarik kesimpulan sebagai berikut:

Karakteristik responden dalam penelitian ini merupakan para kaum muda yang tinggal di Yogyakarta serta mengetahui tentang *celebrity endorsement*. Dari total 185 responden, mayoritas responden berjenis kelamin perempuan dengan jumlah 119 responden, mayoritas berumur 22-26 tahun, paling banyak berpendidikan S1, dan mayoritas merupakan seorang pelajar/mahasiswa.

Penelitian ini menemukan bahwa *celebrity endorsement* memiliki pengaruh positif terhadap citra merek & loyalitas, promosi merek/produk baru, kredibilitas merek, daya tarik merek, dan persepsi kualitas merek. Keputusan pembelian dari pelanggan muda pun dipengaruhi oleh *celebrity endorsement*. *Celebrity endorsement* ditemukan efektif dalam mengubah citra merek, meningkatkan kesetiaan merek, memotivasi untuk beralih ke merek tersebut, dan memperkuat citra merek. *Celebrity endorsement* efektif dalam mempromosikan merek dan produk baru serta efektif dalam meningkatkan penjualan. Hal ini yang mungkin membuat para pemasar atau penjual menggunakan selebriti agar konsumen lebih tertarik dengan produk baru mereka.

*Celebrity endorsement* juga ditemukan efektif dalam menaikkan kredibilitas merek. Hasil dari penelitian menunjukkan bahwa iklan yang didukung selebriti dapat diandalkan, sangat informatif, serta dapat dipercaya. Hal ini dapat dikarenakan para selebriti merupakan seorang figur publik yang dikenal banyak orang dan memiliki citra dan karakter yang kuat dimata masyarakat.

Daya tarik merek juga dipengaruhi oleh dukungan selebriti. Responden menemukan bahwa iklan yang didukung selebriti sangat diminati, menarik perhatian, dan sangat bagus. Pada persepsi kualitas merek, responden menemukan bahwa produk yang didukung selebriti berkualitas baik, namun tidak menjamin bahwa produk itu akan berkualitas baik.

Keputusan pembelian pada kaum muda di Yogyakarta juga dipengaruhi oleh *celebrity endorsement*. Iklan yang didukung selebriti memotivasi mereka untuk membeli produk, berpengaruh positif terhadap keputusan pembelian, dan mereka sering membeli produk yang didukung selebriti. Ini berarti bahwa responden memiliki niat untuk membeli produk yang didukung selebriti serta melakukan pembelian yang sebenarnya.

Dari karakteristik merek yang dimasukkan dalam penelitian ini, dianalisis menggunakan regresi dan ditemukan bahwa daya tarik merek dan persepsi kualitas merek mempunyai dampak yang positif dan signifikan terhadap keputusan pembelian konsumen.

## 5.2 Implikasi Manajerial

Berdasarkan hasil penelitian, dapat dirumuskan beberapa implikasi manajerial sebagai berikut:

1. Bagi perusahaan, pemasar dapat menggunakan *celebrity endorsement* sebagai alat dan strategi dalam memperkenalkan produk/merek mereka, menaikkan daya tarik bagi merek, serta meningkatkan kualitas merek mereka. Selain itu dalam meningkatkan citra merek dan loyalitas pelanggan, perusahaan bisa menggunakan *celebrity endorsement*. Dengan menggunakan selebriti yang memiliki karakter dan *image* yang kuat dalam iklan, citra sebuah merek tersebut dapat ikut menguat. Konsumen juga akan lebih percaya dengan produk yang diiklankan oleh seorang selebriti.
2. Dari penelitian ini menunjukkan bahwa daya tarik merek dan persepsi kualitas merek berpengaruh positif terhadap keputusan pembelian. Oleh sebab itu perusahaan dapat memfokuskan diri dalam meningkatkan daya tarik produk/merek mereka, serta persepsi konsumen terhadap kualitas dari merek tersebut. Salah satu caranya yaitu dengan menggunakan *celebrity endorsement* agar lebih menarik perhatian pelanggan dan tentu saja persepsi konsumen terhadap produk/merek tersebut akan ikut meningkat, dan pada akhirnya konsumen akan memutuskan untuk membeli produk tersebut.

### 5.3 Keterbatasan Penelitian dan Saran untuk Penelitian Masa Depan

Penelitian ini tidak terlepas dari keterbatasan maupun kelemahan, berikut ini merupakan keterbatasan-keterbatasan dalam penelitian, beserta saran untuk penelitian masa datang:

1. Responden dari penelitian ini hanya terfokus pada kaum muda saja yang menetap di Yogyakarta, dengan responden yang kebanyakan adalah wanita. Untuk penelitian berikutnya dapat mengeksplorasi responden dengan lebih beragam seperti fokus pada orang dewasa dan berasal dari kota selain kota Yogyakarta, dengan sampel yang lebih banyak.
2. Penelitian ini menggunakan analisis deskriptif untuk menjabarkan hipotesis. Penelitian berikutnya dapat menggunakan analisis SEM supaya bisa melihat pengaruh *celebrity endorsement* terhadap citra merek & loyalitas, promosi merek/produk baru, kredibilitas merek, daya tarik merek, persepsi kualitas merek, dan keputusan pembelian agar memperoleh hasil data yang lebih dalam dan akurat.

**DAFTAR PUSTAKA**

- Amelinda, C. (2011), “Pengaruh Kredibilitas Endorser Selebritis dan Non-Selebritis terhadap Minat Beli Konsumen”, *Skripsi*, Fakultas Ekonomi Universitas Atma Jaya Yogyakarta, Yogyakarta.
- Arora, A., & Sahu, K. (2013). “*Celebrity Endorsement: An Effective Marketing Tool*”. *Summer Internship Society*, Vol. 4, Issue-2.
- Baek, T, Hyun & King, K, Whitehill. (2011). “*Exploring the consequences of brand credibility in services*”. *Journal of Services Marketing*, Vol. 25 No 4, pp 260-272.
- Belch, George E., & Belch, Michael A. (2015). “*Advertising and Promotion: An Integrated Marketing Communications Perspective*”. 10th edition. Boston: McGraw-Hill Irwin.
- Belch, G.E. & Belch, M.A. (2017). “*Advertising and Promotion: An Integrated Marketing Communications Perspectives (Irwin Marketing Series)*”. 11th Edition. New York: McGraw-Hill Education.
- Byun, Eun Mo. (2014). “*Impact Of K-POP Celebrity Endorsement on Thai Brand Image*”. *Journal*, Chulalongkorn University. Vol. 21, No. 1, pp. 134-147.
- Chan, Kara., Leung Ng, Y., and Luk, Edwin K. (2013). “*Impact of celebrity endorsement in advertising on brand image among Chinese adolescents*”. *Journal*, Vol. 14 No. 2, pp. 167-179.

- Dom, Syed M S M. et. al. (2016). “*Determinants of The Effectiveness of Celebrity Endorsement in Advertisement*”. *The Journal Developing Areas*, Vol. 50 No. 5.
- Fathabadi, H., Nejad, M. R. O., and Alizadeh, H. (2017). “*An Investigation of the Factors Affecting Tourism Destination Brand Equity*”. *Asian Journal of Social Sciences & Humanities*, Vol. 6 No. 1, pp. 101-113.
- Fayrene C.Y., and Lee .C.G. (2011). “*Customer-based brand equity: a literature review*”. *Journal of Arts Science and Commerce*.
- Ghozali, Imam. (2016). “*Aplikasi Analisis Multivariat Dengan Program SPSS*”. Edisi 8. Semarang: Badan Penerbit Universitas Diponegoro.
- Gupta, T. (2014). “*Impact Of Celebrity Endorsement on Purchase Decision: A Study Among Youth of Bareilly*”. *International Journal of Management Research & Review*, Vol. 4, No. 3, pp. 1041-1046.
- Khong, K., & Wu, Y. L. (2013). “*Measuring the Impact of Celebrity Endorsement on Consumer Behavioral Intentions: A Study of Malaysian Consumers*”. *International Journal of Sports Marketing & Sponsorship*, 157-177.
- Kotler, P., & Amstrong, G. (2014). “*Principles of Marketing*”. Jakarta: Erlangga.
- Kotler, Philip and Armstrong, Gary. (2016). “*Prinsip-prinsip Pemasaran*”. Edisi 13, Jilid 1, Jakarta: Erlangga.
- Kotler, Philip and Keller, Kevin Lane. (2016). “*Marketing Management*”. 15th Edition. New Jersey: Pearson Prentice Hall, Inc.

- Kumar, M.V., & M. Ramakrishnan. (2016). “*Role of Celebrity Endorser on the Purchase Decision of the Consumers*”, *Asian Journal of Research in Social Sciences and Humanities*, Vol. 6, No. 6, June 2016, pp. 1029-1042.
- Kumar, S., & Patra, S. (2017). “*Celebrity Advertising and Its Role to Brand Equity: A Review*”, *Asian Journal Management*, Vol. 8, No. 3, pp. 925-929.
- Leslie, L. Z. (2011). “*Celebrity in 21th Century*”. California: ABC-CLIO, LLC.
- Malau, Harman. (2017). “*Manajemen Pemasaran*”. Bandung: CV Alfabeta
- Mittal, Manish. (2017). “*Impact of Celebrity Endorsement on Advertisement Effectiveness & Purchase Decision Among Youth*”. *International Journal of Marketing and Business Communication*, Vol. 6 No. 4.
- Moriarty, S., & Mitchell., Wells, W. (2009). “*Advertising*”. Edisi 8, Pearson Prentice Hall.
- Pratiwi, A.A. Sagung Dewi dan Suasana, I Gst. A. Kt. Gd. (2019). “*Peran Kredibilitas Merek Memediasi Pengaruh Kredibilitas Endorser Terhadap Ekuitas Merek*”. *E-Jurnal Manajemen Unud*, Vol. 8, No. 1, pp. 7312-7339.
- Sadek, H., Elwy, S., & Eldallal, M. (2017). “*The impact of social media brand communication on consumer-based brand equity dimensions through facebook in fast moving consumer goods: Egypt case*”. *The Business and Management Review*, Vol. 8 No. 5, pp. 237-251.
- Schivinski, Bruno., Dabrowski, Dariusz. (2013). “*The Effect of Social-Media Communication on Consumer Perceptions of Brands*”. *Working Paper Series A*, No.12/2013 (12).
- Sekaran, Uma., & Bougie, Roger., (2013). “*Research Methods for Business: A Skill Building Approach (6th ed)*”. United Kingdom: Wiley & Sons Ltd.

- Sharma, Rajesh. (2015). “*Effect of Celebrity Endorsement on Brand Quality Perceptions and Brand Loyalty - A Comparative Study of Luxury & Non Luxury Brands in India*”. *Journal of Management & Research*, Vol. 9, Issue 4/4.
- Shimp, Terence. A., & Andrews, Craig, J. (2013). “*Advertising, promotion, and other aspects of integrated marketing communication*”. *Ninth edition*. USA: Cengage Learning.
- Shimp, A. Terence. (2014). “*Komunikasi Pemasaran Terpadu dalam periklanan dan Promosi*”. Jakarta: Salemba Empat.
- Sondakh, Robby., Yasa, Kerti, N. N., dan Sukaatmadja, Gde, I. P. (2016). “*Peran Kredibilitas Merek Memediasi Pengaruh Kredibilitas Endorser Dengan Ekuitas Merek (Studi pada Konsumen “Kartu AS” di Kota Denpasar)*”. *Jurnal Buletin Studi Ekonomi* Vol. 21, No. 2.
- Spry A., Pappu R., dan T. Cornwell T.B., (2011). “*Celebrity endorsement, brand credibility and brand equity*”. *European Journal of Marketing*, Vol. 45 No. 6, pp.882-909.
- Sugiyono. (2017). “*Metode Penelitian Kuantitatif, Kualitatif, dan R&D*”. Bandung: Alfabeta.
- Tjiptono, Fandy. (2014). “*Pemasaran Jasa - Prinsip, Penerapan, dan Penelitian*”. Yogyakarta: Andi Offset.
- Tjiptono, Fandy. (2015). “*Brand Management & Strategy*”. Yogyakarta: CV Andi Offset.
- Uslu, A., Durmus, B., & Kobak Kolivar, B. (2013). “*Analyzing the Brand Equity of Turkish Airlines Services: Comparing the Japanese and Turkish Perspectives*”. *In The Proceeding of 9<sup>th</sup> International Strategic Management Conference*, Vol. 99, pp. 446-454.



Ya-Hui Wang & Cing-Fen Tsai. (2014). “*The Relationship Between Brand Image And Purchase Intention: Evidence From Award Winning Mutual Funds*”. *The International Journal of Business and Finance Research*, Vol. 8 No. 2.

Woo, Hongjoo. (2016). “*Single Brand with Multiple Country Images: The Effect of Discrepancies between Country Images on Brand Credibility and Prestige*”, Thesis, Faculty of The Graduate School at The University of North Carolina, Greensboro.

Yee, C. J., San, N. C., & Khoon, C. H. (2011). “*Consumer? perceived quality, perceived value and perceived risk towards purchase decisions on automobiles*”. *American journal of economics and business administration*, Vol. 3, pp, 47-57.

**Internet:**

Kamus Besar Bahasa Indonesia., Pengertian Daya, diakses dari <https://kbbi.web.id/daya> pada tanggal 20 Februari 2020.

Kurniawan., (2017). Kiat Jitu Dongkrak Daya Tarik Merek di Era Digital, diakses dari <https://marketeers.com/strategi-dongkrak-daya-tarik-merek-di-era-digital/> pada tanggal 20 Februari 2020.




Drive Saya - Google Drive x My Drive - Google Drive x Untitled form - Google Forms x +

docs.google.com/forms/d/1MoW3JBzChL8VqQ3KGwXCTcut95gDzdYm8wiQm13o8uo/edit

Apps Gmail YouTube Maps Manajemen Keuan... Microsoft Office 20... Zippyshare.com - A... Cara Aktivasi Micro... office 2013 Lokasi: PENGARUH... IBM SPSS Statistics...

Untitled form ☆

Questions Responses 227



Section 1 of 2

## KUESIONER

Halo, perkenalkan nama saya Devid Daliberty Lio mahasiswa Fakultas Bisnis dan Ekonomi program studi Manajemen Universitas Atma Jaya Yogyakarta sedang melakukan penelitian tugas akhir tentang "Pengaruh Celebrity Endorsement dalam Periklanan dan Keputusan Pembelian Generasi Muda di Yogyakarta". Saya mohon ketersediaan teman-teman yang mengetahui tentang celebrity endorsement (dukungan selebriti) dalam sebuah iklan untuk bersedia mengisi kuesioner ini dengan sungguh-sungguh demi kelancaran penelitian saya. Terimakasih atas partisipasinya, Tuhan memberkati.

0:23 16/05/2020

Drive Saya - Google Drive x My Drive - Google Drive x Untitled form - Google Forms x +

docs.google.com/forms/d/1MoW3JBzChL8VqQ3KGwXCTcut95gDzdYm8wiQm13o8uo/edit

Apps Gmail YouTube Maps Manajemen Keuan... Microsoft Office 20... Zippyshare.com - A... Cara Aktivasi Micro... office 2013 Lokasi: PENGARUH... IBM SPSS Statistics...

Contoh Celebrity Endorsement dalam Iklan





Image title




0:24 16/05/2020

Drive Saya - Google Drive | My Drive - Google Drive | Untitled form - Google Forms

docs.google.com/forms/d/1MoW3JBzChL8VqQ3KGwXCTcut95gDzdYm8wiQm13o8uo/edit

Apps | Gmail | YouTube | Maps | Manajemen Keuan... | Microsoft Office 20... | Zippyshare.com - A... | Cara Aktivasi Micro... | office 2013 | Lokasi: PENGARUH... | IBM SPSS Statistics...


Image title



WINGSFOOD  
BARU!  
대한민국 KOREAN  
매운 SPICY  
달콤한 CHICKEN

Sedaap  
Sedaap

Image title



PANTENE  
PRO-V


0:24  
16/05/2020

Drive Saya - Google Drive | My Drive - Google Drive | Untitled form - Google Forms

docs.google.com/forms/d/1MoW3JBzChL8VqQ3KGwXCTcut95gDzdYm8wiQm13o8uo/edit

Apps | Gmail | YouTube | Maps | Manajemen Keuan... | Microsoft Office 20... | Zippyshare.com - A... | Cara Aktivasi Micro... | office 2013 | Lokasi: PENGARUH... | IBM SPSS Statistics...

Image title



PANTENE  
PRO-V

Image title

0:25  
16/05/2020

Drive Saya - Google Drive x My Drive - Google Drive x Untitled form - Google Forms x +

docs.google.com/forms/d/1MoW3JBzChL8VqQ3KGwXCTcut95gDzdYm8wiQm13o8uo/edit

Apps Gmail YouTube Maps Manajemen Keuan... Microsoft Office 20... Zippyshare.com - A... Cara Aktivasi Micro... office 2013 Lokasi: PENGARUH... IBM SPSS Statistics...

Image title





Image title



Windows taskbar: 0:25 16/05/2020




Drive Saya - Google Drive x My Drive - Google Drive x Untitled form - Google Forms x +

docs.google.com/forms/d/1MoW3JBzChL8VqQ3KGwXCTcut95gDzdYm8wiQm13o8uo/edit

Apps Gmail YouTube Maps Manajemen Keuan... Microsoft Office 20... Zippyshare.com - A... Cara Aktivasi Micro... office 2013 Lokasi: PENGARUH... IBM SPSS Statistics...

Image title



Windows taskbar: 0:25 16/05/2020

Drive Saya - Google Drive | My Drive - Google Drive | Untitled form - Google Forms

docs.google.com/forms/d/1MoW3JBzChL8VqQ3KGwXCTcut95gDzdYm8wiQm13o8uo/edit

Apps | Gmail | YouTube | Maps | Manajemen Keuan... | Microsoft Office 20... | Zippyshare.com - A... | Cara Aktivasi Micro... | office 2013 | Lokasi: PENGARUH... | IBM SPSS Statistics...

**Jenis Kelamin \***

- Laki-Laki
- Perempuan

**Umur \***

- 17-21
- 22-26
- 27-31
- 32-35

**Pendidikan \***

- SMA/Sederajat
- D3

Windows taskbar: 0:25 16/05/2020

Drive Saya - Google Drive | My Drive - Google Drive | Untitled form - Google Forms

docs.google.com/forms/d/1MoW3JBzChL8VqQ3KGwXCTcut95gDzdYm8wiQm13o8uo/edit

Apps | Gmail | YouTube | Maps | Manajemen Keuan... | Microsoft Office 20... | Zippyshare.com - A... | Cara Aktivasi Micro... | office 2013 | Lokasi: PENGARUH... | IBM SPSS Statistics...

**Pendidikan \***

- SMA/Sederajat
- D3
- S1
- S2

**Pekerjaan \***

- Pelajar/Mahasiswa
- Pegawai (Negeri / Swasta)
- Wiraswasta
- Ibu Rumah Tangga
- Dll

Windows taskbar: 0:25 16/05/2020

### 1. Citra Merek & Loyalitas (*Brand Image & Loyalty*)

Kode	Pernyataan	STS	TS	N	S	SS
CML1	Iklan yang didukung selebriti sangat efektif dalam mengubah Citra Merek					
CML2	Iklan yang didukung selebriti sangat efektif dalam meningkatkan Kesetiaan Merek					
CML3	Iklan yang didukung selebriti sangat efektif dalam memotivasi untuk Beralih ke Merek tersebut					
CML4	Iklan yang didukung selebriti sangat efektif dalam memperkuat Citra Merek					

### 2. Promosi Merek / Produk Baru (*New Brand/Product Promotion*)

Kode	Pernyataan	STS	TS	N	S	SS
PMB1	Iklan yang didukung selebriti sangat efektif dalam mempromosikan produk baru					
PMB2	Iklan yang didukung selebriti sangat efektif dalam mempromosikan merek baru					
PMB3	Iklan yang didukung selebriti sangat efektif dalam meningkatkan penjualan					

### 3. Kredibilitas Merek (*Brand Credibility*)

Kode	Pernyataan	STS	TS	N	S	SS
KM1	Iklan yang didukung selebriti dapat diandalkan					
KM2	Iklan yang didukung selebriti sangat informatif					
KM3	Iklan yang didukung oleh selebriti dapat dipercaya					

#### 4. Daya Tarik Merek (*Brand Appeal*)

Kode	Pernyataan	STS	TS	N	S	SS
DTM1	Iklan yang didukung selebriti sangat diminati					
DTM2	Iklan yang didukung selebriti sangat menarik perhatian					
DTM3	Iklan yang didukung selebriti sangat bagus					

#### 5. Persepsi Kualitas Merek (*Perceived Brand Quality*)

Kode	Pernyataan	STS	TS	N	S	SS
PKM1	Produk yang didukung oleh selebriti berkualitas baik					
PKM2	Dukungan selebriti adalah jaminan kualitas yang baik					

#### 6. Keputusan Pembelian (*Purchase Decision*)

Kode	Pernyataan	STS	TS	N	S	SS
KP1	Iklan yang didukung selebriti memotivasi saya untuk membeli produk					
KP2	Dukungan selebriti memiliki pengaruh positif terhadap keputusan pembelian					
KP3	Saya sering membeli produk yang didukung <i>Celebrity</i>					





No	Jenis Kelamin	Umur	Pendidikan	Pekerjaan
1	perempuan	22-26	S1	Pelajar/Mahasiswa
2	laki-laki	17-21	S1	Pelajar/Mahasiswa
3	perempuan	22-26	SMA/Sederajat	Pelajar/Mahasiswa
4	laki-laki	22-26	S1	Wiraswasta
5	perempuan	22-26	S1	Pelajar/Mahasiswa
6	perempuan	22-26	S1	DII
7	perempuan	22-26	S1	Pelajar/Mahasiswa
8	perempuan	22-26	D3	Pegawai (Negeri/Swasta)
9	laki-laki	17-21	SMA/Sederajat	DII
10	perempuan	32-35	S1	Pegawai (Negeri/Swasta)
11	laki-laki	22-26	S1	Pelajar/Mahasiswa
12	perempuan	22-26	S1	Pegawai (Negeri/Swasta)
13	perempuan	22-26	S1	DII
14	laki-laki	22-26	SMA/Sederajat	Pelajar/Mahasiswa
15	laki-laki	17-21	S1	Pelajar/Mahasiswa
16	laki-laki	22-26	SMA/Sederajat	Pelajar/Mahasiswa
17	perempuan	22-26	D3	Pelajar/Mahasiswa
18	laki-laki	22-26	S1	Wiraswasta
19	perempuan	22-26	S1	Pelajar/Mahasiswa
20	laki-laki	22-26	SMA/Sederajat	Pelajar/Mahasiswa
21	perempuan	17-21	S1	Pelajar/Mahasiswa
22	laki-laki	17-21	S1	Pelajar/Mahasiswa
23	perempuan	22-26	S1	Pelajar/Mahasiswa
24	laki-laki	17-21	S1	Pelajar/Mahasiswa
25	laki-laki	17-21	S1	Pelajar/Mahasiswa
26	laki-laki	22-26	S1	Pelajar/Mahasiswa
27	perempuan	17-21	S1	Pelajar/Mahasiswa
28	laki-laki	17-21	S1	Pelajar/Mahasiswa
29	perempuan	17-21	S1	Pelajar/Mahasiswa
30	laki-laki	27-31	S2	Pelajar/Mahasiswa
31	perempuan	17-21	S1	Pelajar/Mahasiswa
32	perempuan	22-26	SMA/Sederajat	Pelajar/Mahasiswa
33	perempuan	17-21	S1	Pelajar/Mahasiswa
34	laki-laki	27-31	S1	DII
35	perempuan	22-26	S1	DII
36	perempuan	17-21	SMA/Sederajat	Pelajar/Mahasiswa
37	perempuan	27-21	S1	Pelajar/Mahasiswa
38	laki-laki	22-26	S1	Pegawai (Negeri/Swasta)
39	laki-laki	22-26	S1	Pegawai (Negeri/Swasta)
40	perempuan	22-26	S1	Pegawai (Negeri/Swasta)

41	perempuan	17-21	S1	Pelajar/Mahasiswa
42	perempuan	22-26	S1	Pelajar/Mahasiswa
43	perempuan	17-21	S1	Pelajar/Mahasiswa
44	perempuan	22-26	S1	Pelajar/Mahasiswa
45	perempuan	22-26	SMA/Sederajat	DII
46	laki-laki	17-21	SMA/Sederajat	Pelajar/Mahasiswa
47	laki-laki	17-21	S1	Pelajar/Mahasiswa
48	perempuan	22-26	SMA/Sederajat	Pelajar/Mahasiswa
49	perempuan	22-26	S1	Pelajar/Mahasiswa
50	laki-laki	22-26	S1	Pelajar/Mahasiswa
51	perempuan	17-21	S1	Pelajar/Mahasiswa
52	laki-laki	22-26	S1	Pegawai (Negeri/Swasta)
53	perempuan	22-26	S1	Pelajar/Mahasiswa
54	perempuan	22-26	S2	Pelajar/Mahasiswa
55	perempuan	22-26	S1	Wiraswasta
56	perempuan	17-21	SMA/Sederajat	Pelajar/Mahasiswa
57	perempuan	22-26	S1	DII
58	perempuan	17-21	SMA/Sederajat	Pelajar/Mahasiswa
59	perempuan	27-31	S1	Pegawai (Negeri/Swasta)
60	perempuan	22-26	S1	DII
61	perempuan	27-31	S1	Pegawai (Negeri/Swasta)
62	perempuan	22-26	S1	DII
63	perempuan	27-31	S1	Pegawai (Negeri/Swasta)
64	laki-laki	22-26	S1	Pelajar/Mahasiswa
65	perempuan	27-31	S1	Pegawai (Negeri/Swasta)
66	laki-laki	22-26	SMA/Sederajat	Pelajar/Mahasiswa
67	perempuan	22-26	S1	Pelajar/Mahasiswa
68	laki-laki	27-31	S2	Pelajar/Mahasiswa
69	laki-laki	22-26	S1	Pegawai (Negeri/Swasta)
70	perempuan	22-26	S1	Pegawai (Negeri/Swasta)
71	perempuan	32-35	S2	Pegawai (Negeri/Swasta)
72	perempuan	17-21	SMA/Sederajat	Pelajar/Mahasiswa
73	perempuan	22-26	S1	Pelajar/Mahasiswa
74	perempuan	22-26	SMA/Sederajat	Pegawai (Negeri/Swasta)
75	perempuan	27-31	S1	Pegawai (Negeri/Swasta)
76	perempuan	22-26	S1	Pegawai (Negeri/Swasta)
77	perempuan	27-31	S2	Pegawai (Negeri/Swasta)
78	perempuan	27-31	S1	Pegawai (Negeri/Swasta)
79	laki-laki	27-31	SMA/Sederajat	Pegawai (Negeri/Swasta)
80	laki-laki	27-31	S1	Pelajar/Mahasiswa
81	perempuan	22-26	S1	Pegawai (Negeri/Swasta)

82	laki-laki	22-26	S1	Pelajar/Mahasiswa
83	laki-laki	32-35	S1	Pegawai (Negeri/Swasta)
84	perempuan	17-21	SMA/Sederajat	Pelajar/Mahasiswa
85	perempuan	27-31	S1	Pegawai (Negeri/Swasta)
86	perempuan	27-31	S1	Pegawai (Negeri/Swasta)
87	laki-laki	27-31	S1	Pegawai (Negeri/Swasta)
88	laki-laki	32-35	S1	Pegawai (Negeri/Swasta)
89	perempuan	22-26	S1	Pelajar/Mahasiswa
90	perempuan	22-26	S1	Pelajar/Mahasiswa
91	laki-laki	32-35	S1	Pegawai (Negeri/Swasta)
92	laki-laki	22-26	SMA/Sederajat	Pelajar/Mahasiswa
93	perempuan	17-21	D3	Pelajar/Mahasiswa
94	perempuan	27-31	S1	Pegawai (Negeri/Swasta)
95	perempuan	27-31	S2	DII
96	laki-laki	22-26	S1	Pelajar/Mahasiswa
97	perempuan	17-21	SMA/Sederajat	Pelajar/Mahasiswa
98	perempuan	27-31	S1	Wiraswasta
99	laki-laki	22-26	S1	Pelajar/Mahasiswa
100	laki-laki	22-26	SMA/Sederajat	Pelajar/Mahasiswa
101	perempuan	27-31	S1	Pegawai (Negeri/Swasta)
102	perempuan	27-31	S2	Pegawai (Negeri/Swasta)
103	laki-laki	27-31	S1	Pelajar/Mahasiswa
104	laki-laki	17-21	S1	Pelajar/Mahasiswa
105	perempuan	22-26	S1	DII
106	perempuan	22-26	SMA/Sederajat	Pelajar/Mahasiswa
107	laki-laki	17-21	S1	Pelajar/Mahasiswa
108	perempuan	17-21	S1	Pelajar/Mahasiswa
109	perempuan	27-31	S1	DII
110	perempuan	32-35	S1	Pegawai (Negeri/Swasta)
111	perempuan	22-26	S1	Pegawai (Negeri/Swasta)
112	perempuan	27-31	S2	Pegawai (Negeri/Swasta)
113	perempuan	27-31	S1	Pegawai (Negeri/Swasta)
114	perempuan	27-31	S1	Pegawai (Negeri/Swasta)
115	laki-laki	22-26	S1	Wiraswasta
116	perempuan	27-31	S1	Wiraswasta
117	perempuan	27-31	S1	Pegawai (Negeri/Swasta)
118	laki-laki	32-35	S1	Pegawai (Negeri/Swasta)
119	laki-laki	17-21	S1	Pelajar/Mahasiswa
120	perempuan	17-21	SMA/Sederajat	Pelajar/Mahasiswa
121	perempuan	17-21	S1	Pelajar/Mahasiswa
122	perempuan	22-26	S1	Pegawai (Negeri/Swasta)

123	perempuan	17-21	SMA/Sederajat	Pelajar/Mahasiswa
124	perempuan	17-21	S1	Pelajar/Mahasiswa
125	perempuan	27-31	S1	Pegawai (Negeri/Swasta)
126	perempuan	22-26	SMA/Sederajat	Pelajar/Mahasiswa
127	perempuan	22-26	S1	Wiraswasta
128	perempuan	22-26	SMA/Sederajat	Pelajar/Mahasiswa
129	laki-laki	27-31	S1	Wiraswasta
130	perempuan	27-31	S1	Pegawai (Negeri/Swasta)
131	laki-laki	22-26	S1	Pegawai (Negeri/Swasta)
132	laki-laki	22-26	S1	Wiraswasta
133	laki-laki	22-26	S1	Pelajar/Mahasiswa
134	perempuan	22-26	S1	Pelajar/Mahasiswa
135	laki-laki	22-26	S1	Pelajar/Mahasiswa
136	perempuan	17-21	SMA/Sederajat	Pelajar/Mahasiswa
137	perempuan	22-26	S1	Pelajar/Mahasiswa
138	laki-laki	22-26	S1	Pelajar/Mahasiswa
139	perempuan	17-21	SMA/Sederajat	Pelajar/Mahasiswa
140	perempuan	22-26	S1	Pelajar/Mahasiswa
141	perempuan	22-26	SMA/Sederajat	Wiraswasta
142	perempuan	22-26	S1	Pelajar/Mahasiswa
143	perempuan	22-26	D3	Pegawai (Negeri/Swasta)
144	laki-laki	22-26	S1	Wiraswasta
145	laki-laki	22-26	S1	Pelajar/Mahasiswa
146	laki-laki	22-26	SMA/Sederajat	Pelajar/Mahasiswa
147	perempuan	22-26	S1	DII
148	perempuan	22-26	S1	DII
149	perempuan	17-21	S1	Pelajar/Mahasiswa
150	perempuan	17-21	S1	Pelajar/Mahasiswa
151	perempuan	22-26	S1	Wiraswasta
152	laki-laki	22-26	S1	Pelajar/Mahasiswa
153	perempuan	27-31	S1	DII
154	laki-laki	22-26	S1	Pelajar/Mahasiswa
155	perempuan	22-26	S1	Pelajar/Mahasiswa
156	laki-laki	22-26	S1	Pelajar/Mahasiswa
157	perempuan	17-21	S1	Pelajar/Mahasiswa
158	perempuan	22-26	S1	Pelajar/Mahasiswa
159	perempuan	17-21	S1	Pelajar/Mahasiswa
160	perempuan	17-21	SMA/Sederajat	Pelajar/Mahasiswa
161	perempuan	17-21	S1	Pelajar/Mahasiswa
162	laki-laki	22-26	S2	Pelajar/Mahasiswa
163	laki-laki	27-31	S1	Pegawai (Negeri/Swasta)

164	laki-laki	27-31	S2	DII
165	laki-laki	22-26	S1	Pelajar/Mahasiswa
166	laki-laki	22-26	S1	DII
167	perempuan	22-26	S1	Pegawai (Negeri/Swasta)
168	laki-laki	32-35	S1	Pegawai (Negeri/Swasta)
169	perempuan	17-21	S1	Pelajar/Mahasiswa
170	perempuan	17-21	S1	Pelajar/Mahasiswa
171	perempuan	22-26	SMA/Sederajat	Pelajar/Mahasiswa
172	perempuan	22-26	S1	Wiraswasta
173	laki-laki	17-21	S1	Pelajar/Mahasiswa
174	perempuan	22-26	SMA/Sederajat	Pelajar/Mahasiswa
175	laki-laki	22-26	S1	DII
176	perempuan	22-26	S1	Pelajar/Mahasiswa
177	laki-laki	22-26	S1	Pelajar/Mahasiswa
178	perempuan	27-31	S1	Pegawai (Negeri/Swasta)
179	laki-laki	17-21	SMA/Sederajat	Pegawai (Negeri/Swasta)
180	perempuan	22-26	S1	Pelajar/Mahasiswa
181	perempuan	22-26	S1	Pelajar/Mahasiswa
182	perempuan	22-26	S1	Pelajar/Mahasiswa
183	perempuan	22-26	S1	Pegawai (Negeri/Swasta)
184	laki-laki	22-26	SMA/Sederajat	Pelajar/Mahasiswa
185	perempuan	22-26	S1	DII

No Responden	Citra Merek dan Loyalitas				Total CML	Promosi Merek Baru			Total PMB	Kredibilitas Merek			Total KM
	CML1	CML2	CML3	CML4		PMB1	PMB2	PMB3		KM1	KM2	KM3	
1	4	5	5	4	18	4	4	4	12	3	3	3	9
2	3	3	4	4	14	3	3	3	9	3	4	3	10
3	3	3	3	3	12	1	3	3	7	3	1	5	9
4	5	5	5	5	20	5	5	5	15	3	5	5	13
5	4	3	4	4	15	4	4	4	12	3	3	4	10
6	4	4	4	4	16	4	4	4	12	5	4	4	13
7	3	3	3	3	12	4	4	3	11	2	2	2	6
8	3	3	3	3	12	3	3	3	9	4	3	3	10
9	3	4	3	4	14	4	5	4	13	4	4	4	12
10	3	4	4	4	15	4	4	4	12	4	4	3	11
11	4	3	4	4	15	5	5	4	14	3	3	3	9
12	4	3	4	4	15	4	5	4	13	3	4	3	10
13	4	3	4	4	15	4	4	4	12	4	3	4	11
14	2	3	3	3	11	4	4	4	12	4	3	3	10
15	5	4	4	4	17	5	5	4	14	3	4	2	9
16	5	4	4	4	17	4	4	4	12	3	3	3	9
17	2	2	3	3	10	4	4	4	12	2	2	2	6
18	5	5	4	4	18	5	4	5	14	5	4	4	13
19	4	4	2	4	14	4	4	2	10	4	2	4	10
20	4	4	4	4	16	4	4	4	12	4	4	4	12
21	4	3	4	5	16	4	3	4	11	4	4	2	10
22	3	4	4	4	15	5	4	5	14	3	3	3	9
23	4	4	4	4	16	5	5	4	14	4	2	4	10
24	4	2	4	4	14	4	4	4	12	4	4	4	12
25	3	2	4	4	13	5	4	3	12	3	3	2	8
26	4	3	2	3	12	4	4	4	12	4	4	4	12
27	4	4	3	4	15	5	5	4	14	4	4	4	12
28	5	5	5	5	20	5	5	5	15	5	5	5	15
29	4	4	4	4	16	4	4	4	12	4	4	4	12
30	5	5	4	5	19	5	5	4	14	5	4	4	13

31	5	4	4	4	4	17	5	5	5	5	15	3	4	3	10
32	3	4	3	4	4	14	5	5	5	5	15	3	4	4	11
33	4	2	4	4	4	14	4	4	5	13	2	2	2	2	6
34	4	2	3	4	4	13	5	5	4	14	4	4	4	4	12
35	5	5	5	5	5	20	5	5	5	15	3	4	4	3	10
36	4	4	4	4	4	16	4	4	4	12	4	4	4	4	12
37	3	3	4	4	3	13	3	3	3	9	4	4	4	4	12
38	5	5	4	4	4	18	5	5	5	15	4	4	4	4	12
39	4	4	4	4	4	16	4	4	4	12	3	2	2	3	8
40	3	3	3	3	3	12	3	3	2	8	4	4	4	4	12
41	4	4	4	4	4	16	4	4	4	12	2	2	2	2	6
42	4	4	4	4	4	16	4	4	4	12	4	4	4	3	11
43	4	2	4	4	4	14	5	5	4	14	4	5	3	3	12
44	4	4	4	4	4	16	3	3	3	9	2	3	3	3	8
45	3	3	2	3	3	11	3	3	3	9	2	2	2	2	6
46	4	4	4	4	4	16	4	5	5	14	4	4	4	4	12
47	3	3	3	3	3	12	3	3	3	9	3	3	3	3	9
48	4	4	4	4	4	16	4	5	5	14	4	4	4	4	12
49	1	1	1	1	1	4	2	2	1	5	1	2	2	2	5
50	5	3	5	5	5	18	4	5	4	13	5	5	5	5	15
51	4	3	4	4	3	14	4	3	4	11	3	4	4	2	9
52	4	4	4	4	4	16	5	5	5	15	2	4	4	2	8
53	4	4	4	4	4	16	4	4	4	12	3	3	4	4	10
54	4	2	3	4	4	13	4	3	3	11	2	3	2	2	7
55	2	2	2	3	3	9	3	3	3	9	3	4	4	2	9
56	3	3	3	3	3	12	5	5	5	15	4	4	4	4	12
57	4	3	4	4	4	15	4	4	4	12	3	3	3	3	9
58	2	2	2	2	2	8	2	2	2	6	3	3	3	3	9
59	3	2	2	2	3	10	4	4	4	12	3	3	2	2	8
60	4	4	4	4	4	16	4	4	4	12	4	4	4	4	12
61	4	4	4	4	4	16	4	4	4	12	4	4	4	4	12



62	4	2	2	4	12	4	4	4	2	10	4	2	4	10
63	3	4	3	4	14	4	4	4	3	11	3	4	3	10
64	3	3	2	3	11	4	5	5	4	14	4	4	4	12
65	4	2	3	4	13	4	4	3	3	11	4	5	2	11
66	4	4	4	4	16	4	4	3	3	11	4	3	4	11
67	4	2	2	4	12	4	4	4	4	12	3	3	3	9
68	3	3	2	2	10	2	4	4	4	10	2	4	2	8
69	4	2	3	3	12	4	4	4	4	12	3	3	4	10
70	4	4	3	3	14	4	4	4	4	12	4	4	4	12
71	3	2	3	2	10	5	5	5	5	15	4	4	2	10
72	4	4	4	4	16	4	4	4	4	12	4	4	4	12
73	4	4	5	5	18	4	4	4	4	12	4	4	4	12
74	3	4	3	4	14	4	4	4	4	12	3	3	3	9
75	5	5	4	4	18	5	5	4	4	14	1	3	1	5
76	4	2	4	4	14	4	4	4	4	12	2	4	2	8
77	2	2	1	2	7	4	4	4	4	12	3	4	1	8
78	5	2	4	4	15	4	4	4	4	12	2	3	2	7
79	3	3	3	3	12	3	3	3	3	9	3	3	3	9
80	5	3	4	5	17	4	4	4	4	12	2	2	2	6
81	3	2	3	3	11	3	3	3	3	9	2	3	2	7
82	4	3	3	4	14	4	4	4	4	12	3	4	3	10
83	4	2	2	4	12	4	4	2	2	10	2	4	4	10
84	4	4	4	4	16	5	5	4	4	14	3	3	3	9
85	5	3	4	5	17	3	4	3	3	10	1	2	1	4
86	4	3	4	5	16	5	5	4	4	14	4	3	2	9
87	4	5	4	5	18	5	5	5	5	15	5	4	5	14
88	3	2	2	3	10	4	4	2	2	10	3	3	3	9
89	3	3	3	3	12	1	1	1	1	3	4	4	3	11
90	4	3	2	4	13	3	3	3	3	9	3	3	3	9
91	3	2	3	3	11	4	4	4	4	12	3	2	3	8
92	5	5	5	5	20	5	5	5	5	15	5	5	5	15

93	3	3	3	3	12	3	3	3	9	2	3	2	7
94	1	2	1	1	5	4	5	5	14	3	2	2	7
95	5	3	3	5	16	5	5	5	15	2	3	4	9
96	5	5	5	5	20	5	5	5	15	5	5	5	15
97	4	2	5	5	16	4	4	4	12	1	2	3	6
98	3	3	3	3	12	3	3	3	9	1	1	1	3
99	5	4	4	4	17	5	5	4	14	4	4	4	12
100	4	2	4	4	14	4	4	4	12	4	4	4	12
101	3	3	3	3	12	4	4	3	11	3	3	3	9
102	5	4	4	5	18	5	5	5	15	4	4	3	11
103	1	1	2	2	6	1	1	1	3	1	2	3	6
104	5	5	5	5	20	5	5	5	15	4	4	4	12
105	3	3	2	3	11	4	3	4	11	3	3	3	9
106	3	3	3	3	12	4	4	4	12	3	4	3	10
107	3	3	3	3	12	4	3	3	10	2	3	2	7
108	5	3	5	5	18	5	5	5	15	4	4	4	12
109	4	4	4	4	16	5	4	4	13	4	4	4	12
110	5	2	5	5	17	5	5	5	15	2	5	2	9
111	3	3	3	3	12	4	4	5	13	3	3	3	9
112	2	2	1	2	7	4	4	4	12	3	4	1	8
113	3	3	3	4	13	4	4	4	12	3	5	3	11
114	4	4	5	4	17	4	4	4	12	4	3	3	10
115	3	2	3	4	12	4	4	3	11	2	3	2	7
116	4	2	3	2	11	4	4	4	12	4	4	2	10
117	4	4	4	4	16	5	5	5	15	3	4	3	10
118	4	4	4	4	16	4	4	4	12	4	4	4	12
119	4	4	5	4	17	4	3	5	12	3	3	3	9
120	3	3	2	2	10	3	4	4	11	4	4	4	12
121	5	2	5	4	16	5	3	3	11	2	2	3	7
122	4	4	4	4	16	5	5	5	15	4	3	3	10
123	5	5	5	5	20	5	5	5	15	1	1	1	3

124	4	4	3	4	15	4	4	4	12	3	3	4	10
125	4	3	3	3	13	3	3	3	9	3	3	3	9
126	3	3	4	4	14	5	5	3	13	3	3	4	10
127	4	3	4	4	15	4	4	4	12	4	4	4	12
128	3	3	3	3	12	3	3	3	9	3	3	3	9
129	5	5	5	5	20	5	5	5	15	5	5	5	15
130	4	4	4	4	16	4	3	4	11	3	3	2	8
131	4	3	4	3	14	4	4	4	12	3	3	3	9
132	3	3	3	2	11	3	3	3	9	3	3	3	9
133	1	2	1	1	5	1	1	1	3	3	3	3	9
134	4	4	4	4	16	4	5	5	14	2	3	2	7
135	3	3	4	4	14	4	4	4	12	3	3	3	9
136	4	4	5	5	18	5	5	5	15	4	3	4	11
137	4	3	3	4	14	5	4	4	13	4	4	2	10
138	5	2	4	4	15	4	4	4	12	2	2	2	6
139	5	3	3	5	16	5	5	4	14	3	3	3	9
140	5	4	4	4	17	4	4	4	12	4	4	3	11
141	3	2	3	4	12	4	4	3	11	2	2	2	6
142	4	4	4	4	16	4	4	4	12	4	4	4	12
143	3	2	2	2	9	4	4	4	12	2	3	2	7
144	5	5	5	5	20	5	5	5	15	5	5	5	15
145	2	3	3	2	10	4	4	4	12	3	2	2	7
146	4	4	3	5	16	5	4	5	14	3	4	5	12
147	4	4	4	5	17	4	4	5	13	3	4	3	10
148	4	3	4	4	15	4	4	4	12	3	4	4	11
149	5	3	4	5	17	5	4	4	13	3	4	3	10
150	5	4	4	5	18	5	5	5	15	4	3	4	11
151	5	4	2	5	16	5	5	4	14	4	4	5	13
152	3	3	3	3	12	4	3	4	11	4	4	4	12
153	5	5	5	5	20	5	5	5	15	5	5	5	15
154	4	4	4	4	16	4	4	4	12	2	4	2	8

155	3	3	3	3	12	4	4	4	4	4	12	3	2	2	7
156	3	2	2	2	9	5	5	5	5	15	2	4	2	2	8
157	4	3	5	4	16	5	5	5	3	13	4	3	3	3	10
158	4	4	2	4	14	4	4	3	3	11	2	4	2	2	8
159	3	3	3	3	12	3	3	3	3	9	3	3	3	3	9
160	4	4	4	4	16	4	4	4	4	12	3	3	4	4	10
161	3	3	1	1	8	1	3	3	3	7	4	3	3	3	10
162	4	2	2	4	12	4	4	3	3	11	3	3	3	3	9
163	3	3	3	3	12	3	3	3	3	9	4	4	4	4	12
164	4	3	4	4	15	4	4	4	4	12	4	3	4	4	11
165	5	2	2	4	13	4	4	3	3	11	2	2	2	2	6
166	5	4	5	5	19	5	5	5	5	15	5	5	5	5	15
167	3	3	3	3	12	4	4	4	4	12	2	2	2	2	6
168	4	2	2	4	12	2	4	2	2	8	2	4	2	2	8
169	4	3	4	4	15	5	4	4	4	13	3	3	3	3	9
170	3	3	3	3	12	3	3	3	3	9	3	3	3	3	9
171	2	2	2	2	8	4	4	3	3	11	2	3	2	2	7
172	4	4	2	4	14	4	4	3	3	11	3	3	3	3	9
173	4	4	4	4	16	4	4	4	4	12	4	4	4	4	12
174	4	3	3	4	14	4	4	3	3	11	4	4	4	4	12
175	2	2	2	2	8	2	2	4	4	8	2	3	2	2	7
176	3	3	3	3	12	5	5	5	5	15	4	5	5	5	14
177	3	3	3	4	13	4	4	4	4	12	3	4	4	4	11
178	3	3	4	4	14	4	4	3	3	11	3	4	3	3	10
179	4	4	4	4	16	5	5	4	4	14	3	3	3	3	9
180	4	3	4	4	15	3	4	3	3	10	2	3	2	2	7
181	3	3	3	3	12	4	4	5	5	13	3	3	4	4	10
182	5	5	5	5	20	5	5	5	5	15	5	5	5	5	15
183	3	3	3	3	12	3	2	3	3	8	3	2	3	3	8
184	5	4	3	4	16	5	5	5	5	15	4	3	3	3	10
185	4	4	4	4	16	4	4	4	4	12	3	3	3	3	9

No Responden	Daya Tarik Merek			Total DTM	Persepsi Kualitas Merek		Total PKM	Keputusan Pembelian			Total KP
	DTM1	DTM2	DTM3		PKM1	PKM2		KP1	KP2	KP3	
1	4	4	4	12	3	3	6	5	5	5	15
2	4	5	3	12	2	1	3	2	2	2	6
3	3	3	5	11	3	5	8	3	5	4	12
4	5	5	3	13	2	4	6	5	5	5	15
5	3	4	3	10	2	2	4	4	4	3	11
6	4	4	4	12	4	3	7	4	5	4	13
7	4	4	3	11	3	3	6	3	4	3	10
8	3	3	3	9	3	3	6	3	3	3	9
9	4	4	4	12	4	4	8	4	4	4	12
10	4	4	3	11	3	3	6	4	3	3	10
11	3	4	3	10	3	3	6	4	4	3	11
12	4	5	3	12	3	3	6	4	4	3	11
13	3	4	4	11	3	3	6	3	4	3	10
14	4	4	4	12	2	2	4	3	4	3	10
15	3	4	3	10	3	2	5	3	3	2	8
16	3	4	4	11	5	4	9	3	4	4	11
17	2	2	2	6	3	2	5	3	4	3	10
18	5	5	4	14	4	5	9	5	4	4	13
19	4	4	4	12	2	2	4	3	4	2	9
20	4	4	4	12	4	4	8	4	4	4	12
21	4	4	3	11	3	2	5	3	4	2	9
22	4	4	3	11	3	4	7	4	4	3	11
23	4	5	2	11	4	3	7	2	4	2	8
24	4	4	4	12	3	4	7	3	3	2	8
25	5	4	5	14	3	2	5	5	4	5	14
26	3	4	4	11	4	4	8	4	4	4	12
27	3	4	3	10	2	2	4	2	2	3	7
28	5	5	5	15	5	5	10	5	5	5	15
29	4	4	4	12	4	4	8	5	5	5	15
30	4	5	4	13	5	4	9	5	4	5	14

31	4	5	5	14	4	4	8	4	5	4	13
32	4	5	4	13	3	4	7	4	4	4	12
33	4	4	4	12	2	2	4	4	2	4	10
34	5	4	5	14	3	3	6	3	3	3	9
35	4	5	4	13	3	3	6	4	3	3	10
36	4	4	4	12	4	4	8	4	4	4	12
37	4	3	3	10	3	3	6	3	3	3	9
38	4	5	4	13	4	4	8	4	4	4	12
39	4	4	4	12	3	2	5	2	2	2	6
40	4	4	4	12	4	4	8	4	4	4	12
41	4	4	3	11	2	2	4	4	4	1	9
42	4	4	4	12	4	4	8	4	4	3	11
43	4	4	4	12	3	3	6	2	2	1	5
44	3	3	2	8	2	2	4	2	3	4	9
45	2	3	2	7	2	2	4	2	2	2	6
46	5	5	5	15	4	4	8	4	5	4	13
47	3	3	3	9	3	3	6	3	3	3	9
48	4	5	4	13	4	4	8	4	4	4	12
49	2	1	2	5	2	1	3	1	1	1	3
50	5	5	5	15	5	5	10	5	5	5	15
51	3	4	3	10	3	3	6	3	3	3	9
52	4	4	2	10	2	2	4	2	2	2	6
53	3	5	3	11	2	2	4	3	4	3	10
54	3	4	2	9	2	2	4	4	3	3	10
55	3	2	3	8	4	4	8	2	2	2	6
56	4	4	4	12	4	4	8	4	4	4	12
57	4	4	3	11	3	3	6	4	3	4	11
58	2	2	2	6	2	2	4	2	2	2	6
59	2	2	2	6	3	4	7	3	4	3	10
60	4	4	4	12	4	4	8	4	4	4	12
61	4	4	4	12	5	5	10	4	4	4	12

62	4	4	2	10	3	2	5	1	1	1	3
63	3	4	3	10	3	3	6	4	4	3	11
64	3	4	4	11	4	4	8	4	4	4	12
65	4	4	3	11	2	2	4	3	4	2	9
66	5	5	5	15	2	2	4	3	2	5	10
67	3	3	3	9	3	2	5	3	2	2	7
68	3	4	4	11	2	3	5	2	3	3	8
69	3	4	3	10	4	4	8	3	3	2	8
70	4	4	4	12	4	4	8	4	4	4	12
71	4	5	4	13	2	2	4	4	4	4	12
72	4	4	4	12	4	4	8	4	4	4	12
73	4	4	4	12	4	4	8	5	4	4	13
74	4	4	4	12	4	4	8	3	3	3	9
75	3	4	1	8	2	2	4	3	3	3	9
76	4	5	5	14	4	2	6	4	5	3	12
77	2	3	2	7	1	1	2	2	4	1	7
78	3	4	2	9	2	2	4	4	4	4	12
79	3	3	3	9	2	2	4	3	3	1	7
80	4	4	4	12	2	2	4	4	4	3	11
81	3	4	2	9	2	2	4	3	3	3	9
82	3	5	3	11	3	2	5	2	3	2	7
83	3	4	3	10	3	3	6	2	2	3	7
84	4	4	3	11	3	3	6	4	4	3	11
85	2	3	1	6	1	2	3	2	1	3	6
86	4	4	3	11	3	2	5	4	3	4	11
87	4	5	4	13	4	4	8	4	5	5	14
88	3	3	3	9	3	3	6	2	2	3	7
89	4	3	4	11	3	3	6	4	3	3	10
90	3	3	3	9	4	4	8	3	3	2	8
91	4	4	2	10	2	3	5	4	3	4	11
92	5	5	5	15	5	5	10	4	5	5	14
93	3	4	3	10	3	2	5	2	2	2	6

94	4	4	2	10	2	1	3	3	4	3	3	10
95	3	5	2	10	2	2	4	5	5	5	3	13
96	5	5	5	15	5	5	10	5	5	5	5	15
97	5	5	3	13	3	3	6	4	4	4	4	12
98	2	4	2	8	2	1	3	3	4	4	1	8
99	4	4	4	12	4	4	8	4	4	4	4	12
100	2	4	4	10	3	3	6	1	1	1	1	3
101	4	4	3	11	3	3	6	3	3	3	2	8
102	4	5	4	13	4	3	7	4	4	4	4	12
103	1	2	1	4	2	2	4	1	2	2	2	5
104	5	5	4	14	4	4	8	4	4	4	4	12
105	3	4	3	10	2	2	4	3	3	3	3	9
106	4	4	3	11	3	3	6	4	4	4	3	11
107	4	5	2	11	2	2	4	3	3	3	3	9
108	4	4	4	12	4	4	8	4	5	4	4	13
109	4	5	5	14	4	4	8	3	3	3	3	9
110	5	5	2	12	2	2	4	4	3	3	3	10
111	4	5	3	12	3	3	6	3	4	4	3	10
112	2	3	2	7	1	1	2	2	4	4	1	7
113	3	4	3	10	3	3	6	3	3	3	3	9
114	4	4	3	11	4	4	8	4	4	4	4	12
115	3	3	2	8	3	2	5	3	3	3	3	9
116	2	2	2	6	3	3	6	2	4	4	2	8
117	5	5	3	13	3	3	6	3	4	4	3	10
118	4	4	4	12	4	4	8	4	4	4	4	12
119	4	5	3	12	3	4	7	4	3	3	4	11
120	3	3	2	8	3	2	5	3	3	3	3	9
121	4	5	2	11	3	1	4	3	4	4	2	9
122	3	4	2	9	2	2	4	3	4	4	2	9
123	3	5	5	13	2	1	3	3	1	1	3	7
124	3	3	3	9	3	3	6	3	4	4	2	9



125	3	3	3	9	3	3	6	3	3	3	9
126	4	4	3	11	3	3	6	4	3	3	10
127	3	4	3	10	3	3	6	4	4	3	11
128	3	3	3	9	3	3	6	3	3	3	9
129	5	5	5	15	5	5	10	5	5	5	15
130	4	4	3	11	3	3	6	4	4	3	11
131	2	3	3	8	3	3	6	2	3	2	7
132	3	3	3	9	3	3	6	3	3	3	9
133	3	3	3	9	4	3	7	3	3	4	10
134	5	5	3	13	3	3	6	2	3	3	8
135	4	4	3	11	3	2	5	3	4	3	10
136	5	5	5	15	4	4	8	5	5	5	15
137	4	5	4	13	2	2	4	1	3	1	5
138	4	4	3	11	4	4	8	4	4	4	12
139	5	5	3	13	4	4	8	5	4	4	13
140	4	4	4	12	3	3	6	4	4	3	11
141	4	4	3	11	2	2	4	3	3	2	8
142	4	4	4	12	4	4	8	2	2	4	8
143	4	4	3	11	2	2	4	3	3	2	8
144	5	5	5	15	5	5	10	4	4	4	12
145	3	3	2	8	2	4	6	2	3	1	6
146	3	3	4	10	5	4	9	4	5	3	12
147	4	4	4	12	2	2	4	4	4	4	12
148	4	4	3	11	3	2	5	4	4	5	13
149	3	5	3	11	3	1	4	3	3	4	10
150	4	5	3	12	4	4	8	4	4	4	12
151	4	5	4	13	4	4	8	4	4	4	12
152	4	4	4	12	4	3	7	3	3	4	10
153	5	5	5	15	5	5	10	5	5	5	15
154	2	4	4	10	4	4	8	4	4	4	12
155	4	4	2	10	2	2	4	3	2	3	8

156	4	4	2	10	2	2	4	4	2	10
157	4	5	3	12	3	3	6	5	4	13
158	2	5	4	11	2	2	4	2	4	8
159	3	3	2	8	2	1	3	1	4	9
160	4	4	3	11	3	3	6	4	4	12
161	4	4	3	11	3	3	6	3	3	10
162	3	3	2	8	3	2	5	2	3	7
163	4	4	4	12	3	4	7	5	5	15
164	4	4	3	11	3	3	6	4	4	12
165	4	4	3	11	3	2	5	2	2	5
166	5	5	5	15	5	5	10	5	5	15
167	4	4	4	12	2	2	4	3	3	9
168	4	4	2	10	4	2	6	2	4	8
169	4	5	2	11	3	2	5	4	4	12
170	3	3	3	9	3	3	6	3	3	7
171	4	4	2	10	2	2	4	2	2	6
172	3	4	3	10	3	3	6	2	3	7
173	4	4	4	12	4	4	8	4	4	12
174	3	4	4	11	3	3	6	3	3	9
175	4	4	4	12	2	2	4	1	1	3
176	5	5	5	15	3	5	8	5	5	15
177	4	3	3	10	3	3	6	2	3	8
178	4	4	3	11	3	3	6	3	3	10
179	4	4	3	11	3	3	6	3	3	10
180	4	4	2	10	3	2	5	2	4	9
181	2	3	3	8	3	4	7	3	4	11
182	5	5	5	15	5	5	10	5	5	15
183	3	4	4	11	3	4	7	3	4	10
184	3	4	3	10	3	3	6	3	4	10
185	3	3	3	9	4	3	7	3	3	9



## Uji Validitas

### Citra Merek & Loyalitas

#### Correlations

		CML1	CML2	CML3	CML4	Skor total
CML1	Pearson Correlation	1	.730**	.487**	.711**	.884**
	Sig. (2-tailed)		.000	.001	.000	.000
	N	40	40	40	40	40
CML2	Pearson Correlation	.730**	1	.464**	.594**	.842**
	Sig. (2-tailed)	.000		.003	.000	.000
	N	40	40	40	40	40
CML3	Pearson Correlation	.487**	.464**	1	.451**	.715**
	Sig. (2-tailed)	.001	.003		.003	.000
	N	40	40	40	40	40
CML4	Pearson Correlation	.711**	.594**	.451**	1	.854**
	Sig. (2-tailed)	.000	.000	.003		.000
	N	40	40	40	40	40
Skor total	Pearson Correlation	.884**	.842**	.715**	.854**	1
	Sig. (2-tailed)	.000	.000	.000	.000	
	N	40	40	40	40	40

\*\* . Correlation is significant at the 0.01 level (2-tailed).

### Promosi Merek/Produk Baru

#### Correlations

		PMB1	PMB2	PMB3	Skor total
PMB1	Pearson Correlation	1	.916**	.656**	.942**
	Sig. (2-tailed)		.000	.000	.000
	N	40	40	40	40
PMB2	Pearson Correlation	.916**	1	.620**	.927**
	Sig. (2-tailed)	.000		.000	.000
	N	40	40	40	40
PMB3	Pearson Correlation	.656**	.620**	1	.848**
	Sig. (2-tailed)	.000	.000		.000
	N	40	40	40	40
Skor total	Pearson Correlation	.942**	.927**	.848**	1
	Sig. (2-tailed)	.000	.000	.000	

	N	40	40	40	40
--	---	----	----	----	----

\*\* . Correlation is significant at the 0.01 level (2-tailed).

### Kredibilitas Merek

#### Correlations

		KM1	KM2	KM3	Skor total
KM1	Pearson Correlation	1	.710**	.635**	.891**
	Sig. (2-tailed)		.000	.000	.000
	N	40	40	40	40
KM2	Pearson Correlation	.710**	1	.615**	.888**
	Sig. (2-tailed)	.000		.000	.000
	N	40	40	40	40
KM3	Pearson Correlation	.635**	.615**	1	.852**
	Sig. (2-tailed)	.000	.000		.000
	N	40	40	40	40
Skor total	Pearson Correlation	.891**	.888**	.852**	1
	Sig. (2-tailed)	.000	.000	.000	
	N	40	40	40	40

\*\* . Correlation is significant at the 0.01 level (2-tailed).

### Daya Tarik Merek

#### Correlations

		DTM1	DTM2	DTM3	Skor_total
DTM1	Pearson Correlation	1	.563**	.611**	.857**
	Sig. (2-tailed)		.000	.000	.000
	N	40	40	40	40
DTM2	Pearson Correlation	.563**	1	.494**	.822**
	Sig. (2-tailed)	.000		.001	.000
	N	40	40	40	40
DTM3	Pearson Correlation	.611**	.494**	1	.837**
	Sig. (2-tailed)	.000	.001		.000
	N	40	40	40	40
Skor_total	Pearson Correlation	.857**	.822**	.837**	1
	Sig. (2-tailed)	.000	.000	.000	
	N	40	40	40	40

\*\* . Correlation is significant at the 0.01 level (2-tailed).

## Persepsi Kualitas Merek

**Correlations**

		PKM1	PKM2	Skor_total
PKM1	Pearson Correlation	1	.742**	.921**
	Sig. (2-tailed)		.000	.000
	N	40	40	40
PKM2	Pearson Correlation	.742**	1	.945**
	Sig. (2-tailed)	.000		.000
	N	40	40	40
Skor_total	Pearson Correlation	.921**	.945**	1
	Sig. (2-tailed)	.000	.000	
	N	40	40	40

\*\* Correlation is significant at the 0.01 level (2-tailed).

## Keputusan Pembelian

**Correlations**

		KP1	KP2	KP3	Skor_total
KP1	Pearson Correlation	1	.601**	.786**	.908**
	Sig. (2-tailed)		.000	.000	.000
	N	40	40	40	40
KP2	Pearson Correlation	.601**	1	.603**	.824**
	Sig. (2-tailed)	.000		.000	.000
	N	40	40	40	40
KP3	Pearson Correlation	.786**	.603**	1	.909**
	Sig. (2-tailed)	.000	.000		.000
	N	40	40	40	40
Skor_total	Pearson Correlation	.908**	.824**	.909**	1
	Sig. (2-tailed)	.000	.000	.000	
	N	40	40	40	40

\*\* Correlation is significant at the 0.01 level (2-tailed).

## Uji Reliabilitas

### Citra Merek & Loyalitas

#### Case Processing Summary

		N	%
Cases	Valid	40	100.0
	Excluded <sup>a</sup>	0	.0
	Total	40	100.0

a. Listwise deletion based on all variables in the procedure.

#### Reliability Statistics

Cronbach's Alpha	N of Items
.840	4

#### Item-Total Statistics

	Scale Mean if Item Deleted	Scale Variance if Item Deleted	Corrected Item-Total Correlation	Cronbach's Alpha if Item Deleted
CML1	10.38	5.779	.791	.750
CML2	10.77	5.820	.710	.782
CML3	10.75	6.705	.527	.856
CML4	10.33	5.199	.695	.793

### Promosi Merek/Produk Baru

#### Case Processing Summary

		N	%
Cases	Valid	40	100.0
	Excluded <sup>a</sup>	0	.0
	Total	40	100.0

a. Listwise deletion based on all variables in the procedure.

**Reliability Statistics**

Cronbach's Alpha	N of Items
.887	3

**Item-Total Statistics**

	Scale Mean if Item Deleted	Scale Variance if Item Deleted	Corrected Item-Total Correlation	Cronbach's Alpha if Item Deleted
PMB1	7.63	3.676	.866	.763
PMB2	7.70	3.805	.837	.790
PMB3	7.98	3.974	.652	.956

Kredibilitas Merek

**Case Processing Summary**

		N	%
Cases	Valid	40	100.0
	Excluded <sup>a</sup>	0	.0
	Total	40	100.0

a. Listwise deletion based on all variables in the procedure.

**Reliability Statistics**

Cronbach's Alpha	N of Items
.850	3

**Item-Total Statistics**

	Scale Mean if Item Deleted	Scale Variance if Item Deleted	Corrected Item-Total Correlation	Cronbach's Alpha if Item Deleted
KM1	6.28	2.871	.749	.761



KM2	6.15	2.797	.733	.776
KM3	6.48	3.076	.675	.830

### Daya Tarik Merek

#### Case Processing Summary

		N	%
Cases	Valid	40	100.0
	Excluded <sup>a</sup>	0	.0
	Total	40	100.0

a. Listwise deletion based on all variables in the procedure.

#### Reliability Statistics

Cronbach's Alpha	N of Items
.788	3

#### Item-Total Statistics

	Scale Mean if Item Deleted	Scale Variance if Item Deleted	Corrected Item-Total Correlation	Cronbach's Alpha if Item Deleted
DTM1	7.13	2.933	.679	.661
DTM2	6.65	2.951	.588	.758
DTM3	7.58	2.917	.622	.719

### Persepsi Kualitas Merek

#### Case Processing Summary

		N	%
Cases	Valid	40	100.0
	Excluded <sup>a</sup>	0	.0
	Total	40	100.0

a. Listwise deletion based on all variables in the procedure.

### Reliability Statistics

Cronbach's Alpha	N of Items
.844	2

### Item-Total Statistics

	Scale Mean if Item Deleted	Scale Variance if Item Deleted	Corrected Item-Total Correlation	Cronbach's Alpha if Item Deleted
PKM1	2.78	.948	.742	.
PKM2	3.00	.667	.742	.

### Keputusan Pembelian

#### Case Processing Summary

		N	%
Cases	Valid	40	100.0
	Excluded <sup>a</sup>	0	.0
	Total	40	100.0

a. Listwise deletion based on all variables in the procedure.

### Reliability Statistics

Cronbach's Alpha	N of Items
.856	3

**Item-Total Statistics**

	Scale Mean if Item Deleted	Scale Variance if Item Deleted	Corrected Item-Total Correlation	Cronbach's Alpha if Item Deleted
KP1	5.95	3.126	.779	.751
KP2	5.65	3.772	.637	.880
KP3	6.35	3.105	.781	.749





**LAMPIRAN IV**  
**ANALISIS KORELASI**

## Citra Merek &amp; Loyalitas

**Descriptive Statistics**

	Mean	Std. Deviation	N
citra merek & loyalitas	14.19	3.187	185
keputusan pembelian	10.04	2.666	185

**Correlations**

		citra merek & loyalitas	keputusan pembelian
citra merek & loyalitas	Pearson Correlation	1	.549**
	Sig. (2-tailed)		.000
	N	185	185
keputusan pembelian	Pearson Correlation	.549**	1
	Sig. (2-tailed)	.000	
	N	185	185

\*\* . Correlation is significant at the 0.01 level (2-tailed).

## Promosi Merek/Produk Baru

**Descriptive Statistics**

	Mean	Std. Deviation	N
promosi merek/produk baru	11.94	2.364	185
keputusan pembelian	10.04	2.666	185

**Correlations**

		promosi merek/produk baru	keputusan pembelian
promosi merek/produk baru	Pearson Correlation	1	.465**
	Sig. (2-tailed)		.000
	N	185	185
keputusan pembelian	Pearson Correlation	.465**	1
	Sig. (2-tailed)	.000	
	N	185	185

\*\* . Correlation is significant at the 0.01 level (2-tailed).

## Kredibilitas Merek

Descriptive Statistics			
	Mean	Std. Deviation	N
kredibilitas merek	9.78	2.402	185
keputusan pembelian	10.04	2.666	185

## Correlations

		kredibilitas merek	keputusan pembelian
kredibilitas merek	Pearson Correlation	1	.552**
	Sig. (2-tailed)		.000
	N	185	185
keputusan pembelian	Pearson Correlation	.552**	1
	Sig. (2-tailed)	.000	
	N	185	185

\*\* Correlation is significant at the 0.01 level (2-tailed).

## Daya Tarik Merek

## Descriptive Statistics

	Mean	Std. Deviation	N
daya tarik merek	10.99	2.123	185
keputusan pembelian	10.04	2.666	185

## Correlations

		daya tarik merek	keputusan pembelian
daya tarik merek	Pearson Correlation	1	.607**
	Sig. (2-tailed)		.000
	N	185	185
keputusan pembelian	Pearson Correlation	.607**	1
	Sig. (2-tailed)	.000	
	N	185	185

\*\* Correlation is significant at the 0.01 level (2-tailed).

## Persepsi Kualitas Merek

**Descriptive Statistics**

	Mean	Std. Deviation	N
persepsi kualitas merek	6.09	1.847	185
keputusan pembelian	10.04	2.666	185

**Correlations**

		persepsi kualitas merek	keputusan pembelian
persepsi kualitas merek	Pearson Correlation	1	.610**
	Sig. (2-tailed)		.000
	N	185	185
keputusan pembelian	Pearson Correlation	.610**	1
	Sig. (2-tailed)	.000	
	N	185	185

\*\* . Correlation is significant at the 0.01 level (2-tailed).

## Keputusan Pembelian

**Descriptive Statistics**

	Mean	Std. Deviation	N
keputusan pembelian 1	10.04	2.666	185
keputusan pembelian	10.04	2.666	185

**Correlations**

		keputusan pembelian 1	keputusan pembelian
keputusan pembelian 1	Pearson Correlation	1	1.000**
	Sig. (2-tailed)		.000
	N	185	185
keputusan pembelian	Pearson Correlation	1.000**	1
	Sig. (2-tailed)	.000	
	N	185	185

\*\* . Correlation is significant at the 0.01 level (2-tailed).



**LAMPIRAN V**  
**ANALISIS REGRESI LINEAR BERGANDA**



**Variables Entered/Removed<sup>a</sup>**

Model	Variables Entered	Variables Removed	Method
1	Persepsi kualitas merek, Promosi merek/produk baru, Daya tarik merek, Citra merek & loyalitas, Kredibilitas merek <sup>b</sup>		Enter

a. Dependent Variable: Keputusan pembelian

b. All requested variables entered.

**Model Summary**

Model	R	R Square	Adjusted R Square	Std. Error of the Estimate
1	.719 <sup>a</sup>	.517	.504	1.878

a. Predictors: (Constant), Persepsi kualitas merek, Promosi merek/produk baru, Daya tarik merek, Citra merek & loyalitas, Kredibilitas merek

**ANOVA<sup>a</sup>**

Model		Sum of Squares	df	Mean Square	F	Sig.
1	Regression	676.397	5	135.279	38.360	.000 <sup>b</sup>
	Residual	631.257	179	3.527		
	Total	1307.654	184			

a. Dependent Variable: Keputusan pembelian

b. Predictors: (Constant), Persepsi kualitas merek, Promosi merek/produk baru, Daya tarik merek, Citra merek & loyalitas, Kredibilitas merek

**Coefficients<sup>a</sup>**

Model		Unstandardized Coefficients		Standardized Coefficients	t	Sig.
		B	Std. Error	Beta		
1	(Constant)	-.193	.833		-.232	.817
	Citra merek & loyalitas	.114	.064	.136	1.796	.074
	Promosi merek/produk baru	.134	.078	.119	1.711	.089
	Kredibilitas merek	.088	.087	.079	1.012	.313
	Daya tarik merek	.299	.095	.238	3.133	.002
	Persepsi kualitas merek	.470	.111	.326	4.224	.000

a. Dependent Variable: Keputusan pembelian





**LAMPIRAN VI**  
**JURNAL ACUAN**

# Impact of Celebrity Endorsements on Advertisement Effectiveness & Purchase Decision Among Youths

Manish Mittal\*

## ABSTRACT

Celebrity endorsement advertising is a ubiquitous feature of modern marketing. Advertisements featuring a celebrity make a strong impact on the learning and memory of consumers which is very vital for the successful marketing communication. Celebrity endorsement makes the advertisement lively, attractive, interesting, and attention grabbing. Research has indicated that celebrity endorsements are effective and use of celebrities in advertisements can have a positive influence on the credibility, message recall, memory and likeability of the advertisements, and finally on purchase intentions. The present study focuses on understanding the impact of celebrity endorsements on advertisement effectiveness & purchase decisions among Indian youth. With a sample size of 212, the data was collected using a closed ended questionnaire. The survey was carried out in Indore city (in central India) during November–December, 2016. Celebrity endorsements were found to be effective in changing brand image, new brand promotion, brand appeal & perceived brand quality, and purchase decisions, but not very effective in increasing brand credibility.

**Keywords:** Celebrity Endorsement, Brand Image, New Brand Promotion, Brand Appeal, Perceived Brand Quality, Purchase Decisions

## INTRODUCTION

Celebrities are well-known and famous personalities who enjoy public recognition among a large group of people and possess distinctive qualities like attractiveness and trustworthiness (Silvera & Austad, 2004). Celebrity endorsement is defined as an advertisement in which any individual who enjoys public recognition uses this recognition on behalf of a consumer good by appearing in it (McCracken, 1989). Celebrity endorsed advertising is a significant feature of modern marketing and has become a comprehensive element of advertising industry especially in India. Almost all kinds of products and services from FMCG to consumer durables and tourism to banking services are being endorsed by celebrities. Celebrity endorsements offer various advantages like increased attention, image polishing, brand introduction, and brand repositioning. Advertisers prefer celebrity endorsement because of its greater benefits and immense possible influence. Celebrities endorsed advertisements draw more attention as compared to those of non-celebrity

ones and helps the company in re-positioning its product/brand. Marketers use celebrity endorsers to influence the purchase decision of consumers in order to increase their sales and extend their market shares. Celebrity endorsement has become a common practice in order to differentiate the product from other competing brands in a highly competitive environment (Erdogan, 1999). Many big brands have recognised the importance of celebrity endorsements as marketing communication tool (Soderlund, 2003) and hence celebrity endorsements is a billion dollar industry in today's era (Kambitis, Yvonne, Nicholas, & Giannis, 2002). Marketers spend huge amount of money on celebrity endorsement contracts annually (Katyal, 2007) which vindicates that celebrities play an important role in the advertising industry. However, celebrity endorsement doesn't always guarantee success. It also presents potential hazards like overshadowing, overexposure, and controversy (Erdogan, 1999). Negative publicity, scandals or immoral behaviours of celebrities can have adverse effect on the image of the endorsed brand.

\* *Acropolis Faculty of Management & Research, Indore, Madhya Pradesh, India.*  
Email: [manmittal\\_1969@rediffmail.com](mailto:manmittal_1969@rediffmail.com)

Since the effectiveness of celebrity endorsement is inconclusive, the present study focuses on the impact of celebrity endorsements on effectiveness of advertisement and purchase decisions among Indian youth. The paper is organised as follows. After this introduction section, the second section is literature review followed by research methodology. The fourth section presents data analysis and the final section presents conclusions of the study.

## LITERATURE REVIEW

Celebrity endorsement is a commonly used marketing communication strategy (Erdogan, 1999). There is much research done on the effectiveness of celebrity endorsements. Most of the research revealed that celebrity endorsements are effective (Dean & Biswas, 2001; Atkin & Block, 1983). The positive image that the celebrities create among consumers can make the advertisement message more persuasive (Choi & Rifon, 2007). Celebrities have the potential of helping the advertisements stand out from the surrounding clutter, guiding towards an improved communicative ability by cutting through excess noise in a communication process (Sherman, 1985). The products endorsed by celebrities help them to stand out and enjoy improved level of product recall (Bowman, 2002). Advertisements featuring a celebrity make a strong impact on the learning and memory of consumers which is very vital for the successful marketing communication. The information stored in the minds of the consumers is easily retrieved at the time of shopping or when the need arises (Schultz & Barnes, 1995).

Celebrity endorsement has emerged as a powerful tool through which advertisers try to leverage the image and identification of the celebrity to promote a product or company (Atkin & Block, 1983) which makes the advertisement lively, attractive, interesting and attention grabbing (Ohanian, 1991; Kamins, 1990) because consumers take the celebrity as if the latter is a role model. Advertisements featuring celebrity produce more positive attitudes towards advertising and greater purchase intentions as compared to non-celebrity endorsed advertisements (Atkin & Block, 1983). A study done by McCracken (1989) found that a celebrity gives a form of cultural meaning which gets transformed into brand association which improves the consumer's opinion of the advertised brand. Biswas, Hussain, and O'Donnell (2009) found that the reasons for recalling celebrities included popularity, status symbol, attractiveness and

glamour, likeability and recall value or familiarity of the celebrities.

Celebrity endorsement is increasing in India because advertisers have realised that using publicly renowned personalities in advertisements will help them to align brand personality with that of the celebrity. The use of celebrities is believed to help consumers remember the message of the advertisement and the brand name the celebrity is endorsing, enables to create the personality of a brand because when a celebrity is paired with a brand, this image helps shape the image of that brand in the minds of consumers (Agrawal & Kamakura, 1995). Advertisers look for a proper match between the celebrity personality and product attributes. The similarity of features between the celebrity and product targets the senses of the customer more positively and leads to favourable perceptions about the brand. Celebrity likeability and congruence between endorser and the endorsed brand influence predisposition towards the advertisements, which in turn affect attitude toward the brand purchase intention (Fleck *et al.*, 2012). Strong, unique, and favourable brand association help companies differentiate their products from those of competitors and thus enjoy a competitive advantage (Aaker, 1991; Krishnan, 1996). Advertising employing celebrity endorsers are very popular among brand managers (Amos, Holmes, & Strutton, 2008). They choose those celebrities for endorsing their products who are not only attractive (Baker & Churchill Jr, 1977) but credible as well (Sternthal & Dholakia, 1978). Together these aspects leave a comprehensive impact upon the customers.

Kaikati (1987) has identified five advantages of celebrity endorsement: drawing attention, crisis management, brand repositioning, global marketing, and boosting sales. Research has concluded that the use of celebrities in advertisements can have a positive influence on the credibility of brand, message recall, memory and likeability of the advertisements and finally on purchase intentions (Pornpitakpan, 2003; Pringle & Binet, 2005; Roy, 2006). Pope, Voges and Brown (2009) found that celebrities positively affect consumer's perception of a brand's quality and image. Products may be of inferior quality or have fewer features but can benefit from using a high profile celebrity to pitch them to consumers. Erdogan (1999) in his study found that using celebrity can help in the image polishing and help in restoring its tarnished company's image.

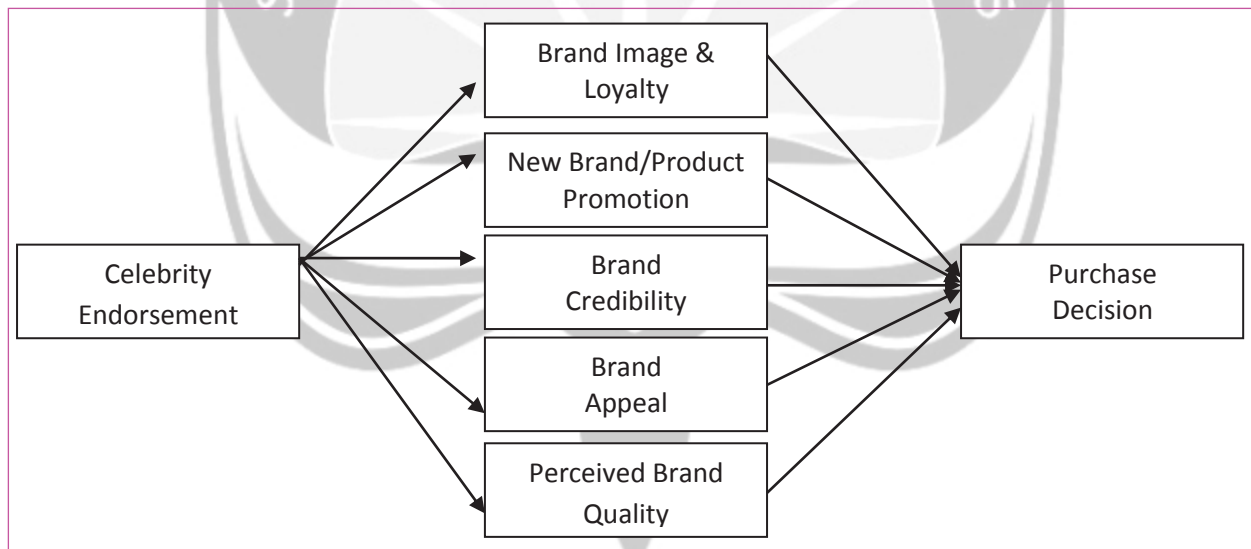
There are many risks involved in using celebrity endorsements. Negative information or publicity, sudden change in image, drop in popularity, moral issues, losing credibility by over endorsing, or overshadow endorsed products can have serious consequences on brand image of the endorsed products (Cooper, 1984; Kaikati, 1987; Klebba & Unger, 1982; Till & Shimp, 1995) and may also ruin the brand reputation (Till, 1996). Companies have faced serious embarrassment when their celebrity endorsers had involvement in controversies (Erdogan, 1999). Overshadowing occurs when many other stimuli compete to form a link with the celebrity endorser (Till, 1996) which leads to lack of clarity in the consumer's mind (Evans, 1998). Sometimes the glamour and popularity of the celebrity overshadows brand and product features and the consumers fail to focus their attention on the brand & the product (Rossiter & Percy, 1987; Erdogan, 1999). Another very common problem related to celebrity endorsement is overexposure. Overexposure occurs

when a celebrity endorses many brands. In India, every major company wants to hire highly demanded and well recognised celebrity endorsers which results in making the consumer more confused and unable to recall correctly as to which brand the celebrity stands for (Tripp, Jensen & Carlson, 1994; Mowen & Brown, 1981).

## RESEARCH METHODOLOGY

The objectives of the study are:

1. To determine whether the customers find celebrity endorsed advertisements more appealing than non-celebrity endorsed advertisements.
2. To determine the impact of celebrity endorsed advertisements on brand image, brand appeal & perceived brand quality among customers.
3. To determine the impact of celebrity endorsed advertisements on purchase decision of young customers.



**Fig. 1: Conceptual Framework of the Study**

The study employs primary data collected by communicating with the respondents with the help of a structured closed ended questionnaire. The instrument was divided in two parts. The first part was aimed at gathering data regarding the perception of the youth about effectiveness of celebrity-endorsed advertisement and whether they have an impact on purchase decisions. It had 18 items/ statements. The responses were collected on a five-point Likert scale (5- strongly agree; 1- strongly disagree). Through the second part of the

questionnaire, demographic details of the respondents – gender, age, education qualifications and occupation were collected. Before undertaking the survey, pilot survey was undertaken with 40 respondents and their views/suggestions were incorporated in the final questionnaire which was administered to 300 respondents aged 16 to 35 years out of which 250 filled questionnaires were received. After removing questionnaires which had some missing responses, the final sample size of 212 was considered for further analysis. The survey was carried out in Indore city

(in central India) during November-December, 2016. The study employed non-probabilistic convenient sampling.

The analysis of data was carried out using Statistical Package for the Social Sciences (SPSS) 20.0 for Windows. Factor analysis is used to identify factors affecting advertisement effectiveness of celebrity endorsements. Correlation analysis is used to study the association between brand characteristics and purchase decisions and regression analysis is used to establish relationship between brand characteristics and purchase decisions.

## DATA ANALYSIS

### Demographic Details of the Respondents

Demographic characteristics of the respondents are given in Table 1. The sample had 114 males and 98 females. They were all aged between 16 and 35 years with maximum 118 students in the age group of 18-24 years. 96 respondents were graduates and rest were postgraduates. 127 respondents were students, 36 were salaried, 24 were self-employed, and 25 were housewives.

**Table 1: Demographic Details of Respondents**

		<i>Frequency</i>	<i>Percent</i>	<i>Cumulative Percent</i>
Gender	Male	114	53.8	53.8
	Female	98	46.2	100.0
	Total	212	100.0	
Age	16- 18 years	32	15.1	15.1
	18-24 years	118	55.7	70.8
	24-30 years	47	22.2	92.9
	30-35 years	15	7.1	100.0
	Total	212	100.0	
Education	Graduate	96	45.3	45.3
	Post Graduate	116	54.7	100.0
	Total	212	100.0	
Occupation	Student	127	59.9	59.9
	Service	36	17.0	76.9
	Business	24	11.3	88.2
	Housewife	25	11.8	100.0
	Total	212	100.0	

### Factor Analysis

Principal component factor analysis with Varimax rotation was used to analyse the factors affecting effectiveness of celebrity endorsement and purchase decision. Retaining only the factors that have Eigen values exceeding 1, six factors emerged. These factors accounted for 63.74% of variance. The factors identified and their factor loadings are given in Table 2. Factor loading represents the weights and correlation between each variable and the factor. High load signifies that the factor is more relevant (Cooper & Schindler, 2006). The factors were labeled as 1) brand image & loyalty, 2) new brand/ product promotion, 3) brand credibility, 4) brand appeal, 5) perceived brand

quality, and 6) purchase decision. 17 items of the questionnaire have factor loading of more than 0.5 and only one (often buy celebrity endorsed product) had a loading of 0.456 but all of them are included in the study and subjected to further analysis. Factors identified are discussed below:

### Brand Image & Loyalty

This factor emerged as the most important factor explaining 15.751% of the variance. This factor suggests that celebrity endorsements are effective in changing brand image (0.804), increasing brand loyalty (0.734), motivating brand switch (0.789), and reinforcing brand image (0.628).

### New Brand/ Product Promotion

This factor explains 11.010% of the variance. It includes items: celebrity-endorsed advertisements are effective in promoting new product (0.850), new brand (0.735), and increasing sales (0.641).

### Brand Credibility

It is the third most important factor and explains 10.590% of variance. It includes statements such as celebrity endorsements are trustworthy (0.750), informative (0.588), and believable (0.538).

### Brand Appeal

It explains 8.554% of variance and comprises celebrity-endorsed advertisements are interesting (0.859), attention grabbing (0.856), and good (0.751).

### Perceived Brand Quality

Approximately 8% of variance is explained by this factor. Items included are: celebrity-endorsed products are of good quality (0.521) and celebrity endorsements are assurance of good quality (0.533).

### Purchase Decision

It explains 9.776% variance. This factor includes items like celebrity endorsements motivate to buy product (0.528), have positive influence on purchase decision (0.508), and often buy celebrity endorsed products (0.456).

**Table 2: Results of Factor Analysis**

<i>Factor</i>	<i>Eigen Value</i>	<i>% variance</i>	<i>Variable &amp; Questionnaire items</i>	<i>Factor Loading</i>
Brand image & loyalty	2.676	15.751%	Celebrity endorsed advertisements are effective in changing Brand Image	0.804
			Celebrity endorsed advertisements are effective in increasing Brand Loyalty	0.734
			Celebrity endorsed advertisements are effective in motivating Brand Switch	0.789
			Celebrity endorsed advertisements are effective in reinforcing Brand Image	0.628
New brand/ product promotion	1.872	11.010%	Celebrity endorsed advertisements are effective in promoting new product	0.850
			Celebrity endorsed advertisements are effective in promoting new Brand	0.735
			Celebrity endorsed advertisements are effective in increasing sales	0.641
Brand credibility	1.801	10.590%	Celebrity endorsed advertisements are trustworthy	0.750
			Celebrity endorsed advertisements are informative	0.588
			Celebrity endorsed advertisements are believable	0.538
Brand appeal	1.461	8.554%	Celebrity endorsed advertisements are interesting	0.859
			Celebrity endorsed advertisements are attention grabbing	0.856
			Celebrity endorsed advertisements are good	0.751
Perceived brand quality	1.370	8.060%	Celebrity endorsed products are good quality	0.521
			Celebrity endorsements are assurance of good quality	0.533



Factor	Eigen Value	% variance	Variable & Questionnaire items	Factor Loading
Purchase decision	1.662	9.776%	Celebrity endorsed advertisements motivate me to buy the product	0.528
			Celebrity endorsement has positive influence on purchase decision	0.508
			I often buy Celebrity endorsed products	0.456

### Effectiveness of Celebrity Endorsement in Brand Image & Loyalty

The results of the analysis are given in Table 3. The results clearly indicates that celebrity endorsements are effective in changing brand image as 58.5% of the respondents have

either agree or strongly agreed with the statement and the mean (3.5849) is also greater than 3. Similarly, celebrity endorsements were found to be effective in reinforcing brand image (mean - 3.8491), increasing brand loyalty (mean - 3.4811), and motivating brand switch to endorsed brand (mean - 3.5943).

**Table 3: Effectiveness of Celebrity Endorsement in Brand Image & Loyalty**

Statement	Strongly Agree	Agree	Neither Agree Nor Disagree	Disagree	Strongly Disagree	Mean	Standard Deviation
Celebrity-endorsed advertisements are effective in changing brand image.	28 (13.2%)	96 (45.3%)	66 (31.1%)	16 (7.5%)	6 (2.8%)	3.5849	.91193
Celebrity-endorsed advertisements are effective in reinforcing brand image.	52 (24.5%)	100 (47.2%)	40 (18.9%)	16 (7.5%)	4 (1.9%)	3.8491	.94184
Celebrity-endorsed advertisements are effective in increasing brand loyalty	28 (13.2%)	80 (37.7%)	76 (35.8%)	22 (10.4%)	6 (2.8%)	3.4811	.94624
Celebrity-endorsed advertisements are effective in motivating brand switching to endorsed brand	28 (13.2%)	104 (49.1%)	48 (22.6%)	30 (14.2%)	2 (0.9%)	3.5943	.92135

### Effectiveness of Celebrity Endorsement in New Brand/Product Promotion

The analysis shows that celebrity endorsements are highly effective in promoting new brand (mean - 4.1887), new

product (mean - 4.1415), and increasing sales (mean - 4.1226). 87.7%, 85.8% and 83% of the respondents either agree or strongly agree with the statements respectively. The results of analysis are summarised in Table 4.

**Table 4: Effectiveness of Celebrity Endorsement in New Brand/Product Promotion**

Statement	Strongly Agree	Agree	Neither Agree Nor Disagree	Disagree	Strongly Disagree	Mean	Standard Deviation
Celebrity-endorsed advertisements are effective in promoting new brand.	70 (33.0%)	116 (54.7%)	18 (8.5%)	2 (0.9%)	6 (2.8%)	4.1887	0.86109
Celebrity-endorsed advertisements are effective in promoting new product.	84 (39.6%)	98 (46.2%)	24 (9.4%)	6 (2.8%)	4 (1.9%)	4.1415	0.83113
Celebrity-endorsed advertisements help in increasing sales.	82 (38.7%)	94 (44.3%)	20 (9.0%)	12 (5.7%)	4 (1.9%)	4.1226	0.93081

### Effectiveness of Celebrity Endorsement in Brand Credibility

Celebrity endorsements are not very effective in increasing brand credibility. Only 20.7% of the respondents agreed that celebrity-endorsed advertisements are believable,

while only 26.4% respondents agreed that they are trustworthy. However, the respondents were in agreement that such advertisements are informative with 51.9% agreeing with the statement. The means were found to be 2.9717, 2.9057 and 3.4340 respectively. Table 5 shows the results of analysis.

**Table 5: Effectiveness of Celebrity Endorsement in Brand Credibility**

<i>Statement</i>	<i>Strongly Agree</i>	<i>Agree</i>	<i>Neither Agree Nor Disagree</i>	<i>Disagree</i>	<i>Strongly Disagree</i>	<i>Mean</i>	<i>Standard Deviation</i>
Celebrity-endorsed advertisements are believable.	10 (4.7%)	34 (16.0%)	112 (52.8%)	52 (24.5%)	4 (1.9%)	2.9717	.81987
Celebrity-endorsed advertisements are informative.	18 (8.5%)	92 (43.4%)	68 (32.1%)	32 (15.1%)	2 (0.9%)	3.4340	.88182
Celebrity-endorsed advertisements are trustworthy.	6 (2.8%)	50 (23.6%)	88 (41.5%)	54 (25.5%)	14 (6.6%)	2.9057	.92903

### Effectiveness of Celebrity Endorsement in Brand Appeal

Table 6 presents summary of the analysis. The analysis suggests that celebrity-endorsed advertisements are

appealing as 74.6% of the sample found them good (mean - 3.8113), 61.3% found them interesting (mean - 3.5755), and 72.6% found them attention grabbing (mean - 3.8113).

**Table 6: Effectiveness of Celebrity Endorsement in Brand Appeal**

<i>Statement</i>	<i>Strongly Agree</i>	<i>Agree</i>	<i>Neither Agree Nor Disagree</i>	<i>Disagree</i>	<i>Strongly Disagree</i>	<i>Mean</i>	<i>Standard Deviation</i>
Celebrity-endorsed advertisements are good.	30 (14.2%)	128 (60.4%)	40 (18.9%)	12 (5.7%)	2 (.9%)	3.8113	.78024
Celebrity-endorsed advertisements are interesting.	22 (10.4%)	108 (50.9%)	54 (25.5%)	26 (12.3%)	2 (.9%)	3.5755	.87024
Celebrity-endorsed advertisements are attention grabbing.	46 (21.7%)	108 (50.9%)	36 (17.0%)	14 (6.6%)	8 (3.8%)	3.8019	.97766

### Effectiveness of Celebrity Endorsement in Perceived Brand Quality

Celebrity endorsements are effective in making people perceive that endorsed products are of better quality. The results of the analysis as given in Table 7, demonstrate that

46.2% of the respondents agree that such products are of better quality (mean – 3.2358) while 49% of respondents agree that presence of a celebrity in advertisement is assurance of good product quality (mean - 3.3584).

**Table 7: Effectiveness of Celebrity Endorsement in Perceived Brand Quality**

<i>Statement</i>	<i>Strongly Agree</i>	<i>Agree</i>	<i>Neither Agree Nor Disagree</i>	<i>Disagree</i>	<i>Strongly Disagree</i>	<i>Mean</i>	<i>Standard Deviation</i>
Celebrity-endorsed products are of better quality.	18 (8.5%)	80 (37.7%)	58 (27.4%)	46 (21.7%)	10 (4.7%)	3.2358	1.00308
Celebrity endorsements are assurance of good quality.	28 (13.2%)	76 (35.8%)	70 (33.0%)	20 (9.4%)	18 (8.5%)	3.3584	.95641

### Effectiveness of Celebrity Endorsement in Purchase Decision

The results of analysis to study the effectiveness of celebrity endorsement on purchase decision of individuals are given in Table 8. 44.3% respondents agreed that presence of celebrity influences their purchase decision

(mean - 3.1698) while 51.9% of them agreed that they are motivated to buy a product endorsed by celebrity (mean - 3.3679). However, only 21.7% of the respondents agreed that they often buy celebrity endorsed products (mean - 2.7358). The results suggest that though celebrity endorsement motivates people to buy the product it does not necessary result in purchase.

**Table 8: Effectiveness of Celebrity Endorsement in Purchase Decision**

<i>Statement</i>	<i>Strongly Agree</i>	<i>Agree</i>	<i>Neither Agree Nor Disagree</i>	<i>Disagree</i>	<i>Strongly Disagree</i>	<i>Mean</i>	<i>Standard Deviation</i>
I often buy celebrity-endorsed products.	4 (1.9%)	42 (19.8%)	76 (35.8%)	74 (34.9%)	16 (7.5%)	2.7358	.92672
Presence of celebrity influences purchase decision.	10 (4.7%)	84 (39.6%)	70 (33.0%)	28 (13.2%)	20 (9.4%)	3.1698	1.03468
Celebrity-endorsed advertisements motivate to buy product.	24 (11.3%)	86 (40.6%)	58 (27.4%)	32 (15.1%)	12 (5.7%)	3.3679	1.05152

### CORRELATION ANALYSIS

To study whether the factors like brand image & loyalty, new brand/ product promotion, brand credibility, brand appeal, and perceived brand quality affect purchase decision of individuals, correlation analysis was done. Correlation between different factors and purchase

decision were determined which are presented in Table 9. Correlation between purchase decision and brand image & loyalty, brand credibility, and perceived brand quality were found to be significant at 1% which leads to interpretation that brand image, brand credibility and perceived brand quality significantly influence purchase decisions of individuals.

**Table 9: Results of Correlation Analysis**

<i>Variable</i>	<i>Mean</i>	<i>Standard Deviation</i>	<i>Correlation with Purchase Decision</i>	
			<i>Pearson Correlation</i>	<i>Sig</i>
Brand image & loyalty	14.5094	2.83260	0.411	.000**
New brand/ product promotion	12.4528	2.05208	0.090	.194
Brand credibility	9.3113	1.75442	0.301	.000**
Brand appeal	11.1887	1.77989	0.006	.930
Perceived brand quality	6.4905	0.99790	0.186	.007**
Purchase decision	9.2736	2.20956	1.000	

\*\*Correlation is significant at the 0.01 level (2-tailed).

## Regression Analysis

Regression analysis was done taking purchase decision as dependent variable and brand image & loyalty, new brand/ product promotion, brand credibility, brand appeal, and perceived brand quality as independent variables. Table 10 shows results of regression analysis. The ANOVA table (Table 11) gives sig. 0.00 which means the model is significant at 1%. The  $R^2$  value of 0.712 indicates that 71.2% of the total variation in dependent variable (purchase decision) is explained by the study model, which is satisfactory. Sig. value indicates whether the particular variable makes a significant impact on the dependent variable. The sig. values for the variables brand image and loyalty and brand credibility were less than 0.01 (0.00, 0.00) suggesting that these variables are significant at 1%. The high sig. values for the variables

new brand/ product promotion, brand appeal & perceived brand quality indicate that these variables do not have significant impact on purchase decision and brand loyalty. The standardised coefficients (beta) values in the model represent the change in dependent variable for a unit change in the independent variable. For example, brand image & loyalty variable has a beta value of 0.375 which means that a change of 1 unit in the brand image & loyalty (independent variable) has a positive change of 0.375 in purchase decision (dependent variable). The higher the value of beta, the higher is the impact of the variable on dependent variable. The results indicate that brand image & loyalty has the most significant impact on brand loyalty followed by brand credibility. The regression equation can be written as:

$$\text{Purchase Decision} = 2.034 + 0.292 (\text{Brand Image \& Loyalty}) + 0.305 (\text{Brand Credibility})$$

**Table 10: Results of Regression Analysis**

<i>Model</i>	<i>Unstandardised Coefficients</i>		<i>Standardised Coefficients</i>	<i>t</i>	<i>Sig.</i>
	<i>B</i>	<i>Std. Error</i>	<i>Beta</i>		
(Constant)	2.034	1.368		1.487	.138
Brand image & loyalty	.292	.051	.375	5.734	.000**
New brand/ product promotion	.001	.071	.001	.010	.992
Brand credibility	.305	.083	.242	3.690	.000**
Brand appeal	-.011	.078	-.009	-.142	.887
Perceived brand quality	.090	.146	.040	.614	.540
R					0.844 <sup>a</sup>
R <sup>2</sup>					0.712
Adjusted R <sup>2</sup>					0.694

\*\*Significant at the 0.01 level (2-tailed).

**Table 11: ANOVA**

<i>Model</i>	<i>Sum of Squares</i>	<i>df</i>	<i>Mean Square</i>	<i>F</i>	<i>Sig.</i>
Regression	241.236	5	48.247	12.599	.000 <sup>b</sup>
Residual	788.896	206	3.830		
Total	1030.13	211			

a. Dependent Variable: Purchase Decision

b. Predictors: (Constant), Perceived Brand Quality, New Brand/Product Promotion, Brand Appeal, Brand Image & Loyalty, Brand Credibility

## CONCLUSIONS

The study provides useful insights into the effectiveness of celebrity endorsements on advertisement effectiveness

and purchase decisions of young customers. Celebrity endorsements were found to have a positive influence on brand image & loyalty, new brand/ product promotion, brand credibility, brand appeal, and perceived brand

quality among consumers. Celebrity endorsements were found to be effective in changing brand image, reinforcing brand image, increasing brand loyalty, and switching to endorsed brand. Celebrity endorsements are highly effective in new brand, product promotion, and increasing sales which is why probably they are very popular amongst marketers and advertisers.

Celebrity endorsements are not very effective in increasing brand credibility. The result of our study shows that majority of the customers do not agree that the celebrity endorsed advertisements are believable and trustworthy. One of the drawbacks of celebrity endorsement available in the literature is overshadowing which propagates that celebrity persona tends to overshadow the brand and hence audience is not able to concentrate on product information. But, the present study provides evidence against it. According to the present study, people find celebrity-endorsed advertisements informative.

Brand appeal & perception of brand quality gets impacted by celebrity endorsements. People find celebrity endorsements to be good, interesting, and attention grabbing. They also believe that celebrity endorse product which are of good quality and presence of celebrity in advertisement is assurance of good quality.

Similarly purchase decisions of young consumers are influenced by celebrity endorsements. Celebrity-endorsed advertisements motivate young customers to buy the product. However, the respondents do not agree that they often buy celebrity-endorsed products. This leads to the conclusion that although celebrity endorsements are effective in creating purchase intentions, it may not necessary result in actual purchase. Of the brand characteristics included in the study, brand image and brand credibility have significant and positive impact on customer's purchase decision.

## REFERENCES

- Aaker, D. A. (1991). *Managing brand equity: Capitalizing on the value of a brand name*. New York: Free Press.
- Agrawal, J., & Kamakura, W. (1995). The economic worth of celebrity endorsers: An event study analysis. *Journal of Marketing*, 59(3), 56-62.
- Amos, C., Holmes, G., & Stratton, D. (2008). Exploring the relationship between celebrity endorser effects and advertising effectiveness: A quantitative synthesis of effect size. *International Journal of Advertising*, 27(2), 209-234.
- Atkin, C., & Block, M. (1983). Effectiveness of celebrity endorsers. *Journal of Advertising Research*, 23(2), 57-61.
- Baker, M. J., & Churchill Jr, G. A. (1977). The impact of physically attractive models on advertising evaluations. *Journal of Marketing Research*, 14, 538-556.
- Belch, G. E., & Belch, M. A. (2001). *Advertising and Promotion: An integrated Marketing Communications Perspective* (5th ed.). Boston: Irwin/McGraw-Hill.
- Biswas, S., Hussain, M., & O'Donnell, K. (2009). Celebrity endorsements in advertisements and consumer perceptions: A cross-cultural Study. *Journal of Global Marketing*, 22(2), 121-137.
- Bowman, J., (2002). Facing advertising reality. *Media Asia*, 7(26), 14-15.
- Choi, S. M., & Rifon, N. J. (2007). Who is the celebrity in advertising's? Understanding dimensions of celebrity images. *The Journal of Popular Culture*, 40(2), 304-325.
- Cooper, M. (1984). Can celebrities really sell products. *Marketing and Media Decisions*, September, pp.64-65.
- Cooper, D., & Schindler, P. (2006). *Marketing research*. (3rd ed.). New York: McGraw-Hill/Irwin.
- Dean, D. H., & Biswas, A. (2001). Third-party organization endorsement of products: An advertising cue affecting consumer pre-purchase evaluation of goods and services. *Journal of Advertising*, 30(4), 41-57.
- Erdogan, B. Z. (1999). Celebrity endorsement: A literature review. *Journal of Marketing Management*, 15(4), 291-314.
- Evans, R. B. (1988). *Production and creativity in advertising*. Pitman Publishing, London.
- Fleck, N., Korchia, M., & Roy, I. L. (2012). Celebrities in advertising: Looking for congruence or likability?. *Psychology and Marketing*, 29(9), 651-662.
- Kamins, M. A. (1990). An investigation into the match-up-hypothesis in celebrity advertising: When beauty be only skin deep. *Journal of Advertising*, 19(1), 4-13.
- Kaikati, J. G. (1987). Celebrity advertising. *International Journal of Advertising*, 6(2), 93-105.
- Kambitis, C., Yvonne, H., Nicholas, T., & Giannis, C. (2002). Sports advertising in print media: The case of 2000 Olympic games. *Corporate communication: An International Journal*, 7(3), 155-161.

- Katyal, S. (2007). Impact of Celebrity Endorsement on a Brand. Retrieved from <http://www.chillibreeze.com/articles/> accessed on 11th August, 2014.
- Klebba, J. M., & Unger, L. S. (1982). The impact of negative and positive information on source credibility in a field setting. *Advances in Consumer Research*, (Eds.) Richard P. Bogazzi and Alice M. Tybout Vol. 10, Provo, Utah: Association for Consumer Research, pp.11-16.
- Krishnan, H. S. (1996). Characteristics of memory associations: A consumer-based brand equity perspective. *International Journal of Research in Marketing*, 13(4), 389-405.
- McCracken, G. (1989). Who is the celebrity Endorser? Cultural foundations of the endorsement process. *Journal of Consumer Research*, 16, 310-321.
- Mowen, J. C., & Brown, S. W. (1981). On explaining and predicting the effectiveness of celebrity endorsers. *Advances in Consumer Research*. (Ed.) Kent B. Monroe, Vol. 8, Michigan: Association for Consumer Research, 437-441.
- Ohanian, R. (1991). The impact of celebrity spokespersons' perceived image on consumers' intention to purchase. *Journal of Advertising Research*, 31(1), 46-52.
- Pope, N., Voges, K., & Brown, M. (2009). Winning ways: Immediate and long-term effects of sponsorship on perceptions on brand quality and corporate image. *Journal of Advertising*, 38(2), 5-20.
- Pornpitakpan, C. (2003). The effect of celebrity endorsers' perceived credibility on product purchase intention: The case of Singaporeans. *Journal of International Consumer Marketing*, 16(2), 55-74
- Pringle, H., & Binet, L. (2005). How marketers can use celebrities to sell more effectively. *Journal of Consumer Behaviour*, 49(3), 201-214.
- Rossiter, J. R., & Percy, L. (1987). *Advertising and promotion management*. London: McGraw-Hill, Inc.
- Roy, S. (2006). An exploratory study in celebrity Endorsements. *Journal of Creative Communications*, 1(2), 139-153.
- Sharma, C. H. J., & Melfi, V. (2008). A five-points measurement framework for mobile advertising. *International Journal of Mobile Marketing*, 3(1), 4-11.
- Sherman, S. P. (1985). When You Wish Upon a Star. *Fortune*, August 19, pp. 66-71., ISSN: 1327-6816.
- Silvera, D. H., & Austad, B. (2004). Factors predicting the effectiveness of celebrity endorsement advertisements. *European Journal of Marketing*, 38(11/12), 1509-1526.
- Soderlund, M. (2003). *Emotionsladdad Marknadsforing*. Liber: Malmo.
- Sternthal, B., & Dholakia, R. (1978). The persuasive effect of source credibility: Tests of cognitive response. *Journal of Consumer Research*, 252-260.
- Till, B. D., & Shimp, T. A. (1995). *Can negative celebrity information hurt the endorsed brand?* Proceedings of AMA Winter Educators Conference. American Marketing Association, 154-55.
- Till, B. D. (1996). Using celebrity endorsers effectively: Lessons from associative learning. *Journal of Product & Brand Management*, 7(5), 400-409.
- Tripp, C., Jensen, T. D., & Carlson, L. (1994). The effects of multiple product endorsements by celebrities on consumers' attitudes and intentions. *Journal of Consumer Research*, 20(2), 535-547.

Reproduced with permission of copyright owner. Further reproduction prohibited without permission.

