

BAB V

KESIMPULAN

5.1. Kesimpulan

Penelitian ini menggunakan seluruh saham dalam indeks IDX30 yang pernah *listing* dalam periode 2012 – 2019 di Bursa Efek Indonesia. Portofolio optimal pada penelitian ini menggunakan model Markowitz. Dari 47 saham yang termasuk dalam sampel penelitian, 28 saham dengan nilai *expected return* tertinggi dipakai untuk membentuk portofolio. Proporsi dana dari setiap portofolio bervariasi. Portofolio optimal dengan koefisien variasi kurang dari 1 terletak pada portofolio 1 (satu) hingga 9 (sembilan) yang dapat dipilih sesuai preferensi investor. Portofolio yang terbentuk, yaitu:

- a) Portofolio 1 yang terletak pada titik GMVP (*Global Minimum Variance Portfolio*) terdiri dari saham perusahaan Bank BCA (BBCA), Bank Mandiri (BMRI), Barito Pacific (BRPT), Charoen Pokphand Indonesia (CPIN), Matahari Department Store (LPPF), Media Nusantara Citra (MNCN), dan Semen Gresik.
- b) Portofolio 2 terdiri dari saham perusahaan Bank BCA (BBCA), Barito Pacific (BRPT), Charoen Pokphand Indonesia (CPIN), Teletama Artha Mandiri (ERAA), HM Sampoerna (HMSP), Matahari Department Store (LPPF), dan Media Nusantara Citra (MNCN)
- c) Portofolio 3 terdiri dari saham perusahaan Bank BCA (BBCA), Bank BRI (BBRI), Barito Pacific (BRPT), Charoen Pokphand Indonesia

- (CPIN), Teletama Artha Mandiri (ERAA), HM Sampoerna (HMSP), Matahari Department Store (LPPF), dan Media Nusantara Citra (MNCN)
- d) Portofolio 4 sampai 7 terdiri dari saham perusahaan Bank BRI (BBRI), Barito Pacific (BRPT), Teletama Artha Mandiri (ERAA), HM Sampoerna (HMSP), dan Matahari Department Store (LPPF).
- e) Portofolio 8 dan terdiri dari saham perusahaan Barito Pacific (BRPT), Teletama Artha Mandiri (ERAA), dan HM Sampoerna (HMSP).
- f) Portofolio 10 terdiri dari saham perusahaan HM Sampoerna.

Markowitz (1952) mengasumsikan investor sebagai *risk averse* yang berarti cenderung menyukai portofolio yang risikonya lebih rendah. Maka dapat ditarik kesimpulan bahwa portofolio optimal menurut model Markowitz pada penelitian ini adalah portofolio 1 yang terletak pada titik GMVP dengan nilai *expected return* 22,42%, risiko 5,23%, dan koefisien variasi 0,23.

5.2. Implikasi Penelitian

Penelitian ini dapat menjadi referensi untuk pengembangan ilmu. Penelitian ini berhasil menunjukkan bahwa portofolio optimal dengan model Markowitz relevan digunakan untuk menentukan portofolio optimal. Hal tersebut terbukti dengan hasil analisis dan pembahasan pada bab sebelumnya. Selain itu, investor di pasar modal dapat menjadikan penelitian ini sebagai salah satu referensi untuk pengambilan keputusan investasi.

5.3. Saran

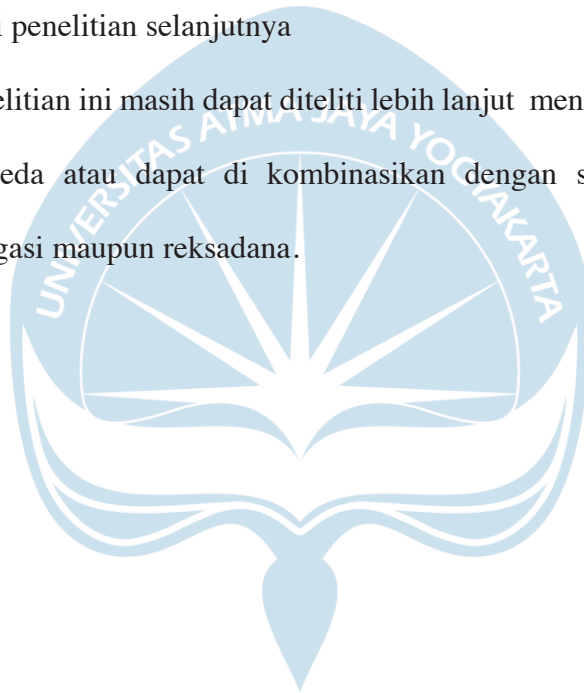
Berdasarkan penelitian yang telah dilakukan, maka saran yang dapat diberikan adalah:

1. Bagi investor

Portofolio optimal dengan model Markowitz dapat dijadikan salah satu alternatif dalam pengambilan keputusan investasi. Namun, investor disarankan untuk dapat meneliti terdahulu karakteristik dari portofolio saham yang ingin dipilih, kemudian disesuaikan dengan preferensi investor dalam menerima risiko atas investasi.

2. Bagi penelitian selanjutnya

Penelitian ini masih dapat diteliti lebih lanjut menggunakan indeks yang berbeda atau dapat di kombinasikan dengan sekuritas lain, seperti obligasi maupun reksadana.



DAFTAR PUSTAKA

- Agus, Sartono. 2005. *Manajemen Keuangan: Teori dan Aplikasi*. BPF. Yogyakarta.
- Amir, Sumiaty. 2017. Analisis Penentuan Portofolio Optimal dengan Model Markowitz. *E-journal Universitas Atmajaya Yogyakarta*.
- Anoraga, P., Pakarti. 2006. *Pengantar Pasar Modal*. Cetakan Pertama PT Rineka Cipta. Jakarta.
- Azis, M., Mintarti. S., Nadir, M. 2015. *Manajemen Investasi (Fundamental, Teknikal, Perilaku Investor dan Return Saham)*. Deepublish. Yogyakarta.
- Bodie, Kane, Marcus. 2014. *Manajemen Portofolio dan Investasi*. Salemba Empat. Jakarta.
- Christa, Ruth. 2012. Analisis Pengaruh Indeks HARGA Saham di Bursa Global Terhadap Indeks Harga Saham Gabungan di BEI. *Jurnal Ekonomi dan Keuangan*. Vol. 1 No. 8, pp: 61-72.
- Danial., Wasriah. 2009. *Metode Penulisan Karya Ilmiah*. Laboratorium Pendidikan Kewarganegaraan UPI. Bandung.
- Firdaus, Iwan., Anah, Sri., Nadira, Fitri. 2018. Analisis Pembentukan Portofolio Optimal menggunakan Model Indeks Tunggal. *Jurnal Ekonomi FEB Universitas Mercubuana*. Vol 23. No 2, pp: 203-225.
- Halim, Abdul. 2005. *Analisis Investasi*. Edisi Kedua. Salemba Empat. Jakarta
- Hariyani, Iswi., Purnomo, S. D. 2010. *Buku Pintar Hukum Bisnis Pasar Modal*. Visimedia. Jakarta.
- Harjito, Agus., dan Martono. 2011. *Manajemen Keuangan, Edisi Kedua*. Ekonisia. Yogyakarta.
- Hartono, Jogiyanto. 2003. *Teori Portofolio dan Analisis Investasi*, Edisi Kelima. BPEE. Yogyakarta.
- Hartono, Jogiyanto. 2009. *Teori Portofolio dan Analisis Investasi*. Edisi Keenam. BPF. Yogyakarta.
- Hartono, Jogiyanto. 2014. *Teori dan Praktik Portofolio dengan Excel*. Salemba Empat. Jakarta Selatan.

- Hawksworth, John., Audino, Hannah., Clarry, Rob. 2017. *The Long View, How Will The Global Economic Order Change By 2050. PricewaterhouseCooper (PwC)*. Pp: 4-5
- Husnan, Suad. 2003. *Manajemen Keuangan Teori dan Penerapan (Keputusan Jangka Pendek)*. Edisi keempat. BPF. Yogyakarta.
- Indrayanti, N. W.Y., Darmayanti, N. P. A. 2013. *Penentuan Portofolio Optimal Dengan Model Markowitz Pada Saham Perbankan di Bursa Efek Indonesia*. E-Jurnal Manajemen. Vol. 2 No. 8, pp: 07-22.
- Indriantoro, Nur., Supomo, Bambang. 2002. *Metodologi Penelitian Bisnis, Cetakan Kedua*. BFEE. Yogyakarta.
- Kuncoro, Mudrajad. 2013. *Metode Riset untuk Ekonomi dan Bisnis Edisi Ke-4*. Erlangga. Jakarta.
- Lestari, Fia Tri. 2016. Pengaruh Risiko Sistematis dan Risiko Tidak Sistematis Terhadap Expected Return Portofolio Optimal. *Jurnal Profita*. Vol. 2 No. 2, pp- 01-16.
- Markowitz, Harry. 1952. Portofolio Selection. *The Journal of Finance*. Volume 7. Nomor 1.
- Pracanda, S. P., Abudanti, Nyoman. 2017. Pembentukan Portofolio Optimal dengan Menggunakan Model Markowitz pada Saham Indeks IDX30 di Bursa Efek Indonesia. *E-Jurnal Manajemen: Fakultas Ekonomi dan Bisnis Universitas Udayana*. Vol. 6 No. 2, pp: 802-829
- Samsul, Mohammad. 2006. *Pasar Modal dan Manajemen Portofolio*. Erlangga. Surabaya.
- Saranya., Prasanna., Krishna. 2014. *Optimal Portfolio Selection and Optimization with Higher Moments : Evidence from the Indian Stock Market*. Asia-Pacific Finan Markets. Vol. 21 No. 2, pp: 133-149.
- Sharpe, W.F. 1964. *Capital Asset Prices: A theory of market equilibrium under conditions of risk*. *Journal of Finance*. Vol 19, pp: 425-442.
- Sugiyono. 2009. *Metode Penelitian Pendidikan Pendekatan Kuantitatif, Kualitatif, dan R&D*. Alfabeta. Bandung.
- Sugiyono. 2015. *Metode Penelitian Kombinasi (Mix Methods)*. Alfabeta. Bandung.

Sukamulja, Sukmawati. 2017. *Pengantar Pemodelan Keuangan dan Analisis Pasar Modal*. Andi. Yogyakarta.

Tandelilin, Eduardus. 2010. *Portofolio dan Investasi : Teori dan Aplikasi*. Edisi Pertama. Kanisius.

Tjolleng, Amir., Manurung, Tohap. 2013. Analisis Portofolio dalam Investasi Saham pada Pasar Modal. *D'Cartesian: Jurnal Matematika dan Aplikasi*. Vol. 2 No. 2, pp: 43.

Wahyuningrum, Desy. 2010. Pemilihan dan Pembentukan Portofolio Saham LQ45 Yang Optimal. *Journal of Indonesia Applied Economic*. Vol. 4. No. 1, pp: 26-33.

Yuliana, Indah. 2010. *Investasi Produk Keuangan Syariah*. UIN-Maliki Press. Malang.

<https://www.bloomberg.com/asia>

<https://www.idx.co.id>

<https://finance.yahoo.com>





SAHAM LISTING DALAM IDX30 BURSA EFEK INDONESIA
DALAM 2012-2019

No	Kode Saham	Nama Saham	Adj. Closing Price 2012-2019
1	AALI	Astra Agro Lestari Tbk	Lengkap
2	ADHI	Adhi Karya Tbk	Lengkap
3	ADRO	Adaro Energy	Lengkap
4	AKRA	AKR Corporindo Tbk	Tidak Lengkap
5	ANTM	Aneka Tambang Tbk	Tidak Lengkap
6	ASII	Astra International Tbk	Lengkap
7	ASRI	Alam Sutera Realty Tbk	Lengkap
8	BBCA	Bank Central Asia Tbk	Lengkap
9	BBNI	Bank Negara Indonesia Tbk	Lengkap
10	BBRI	Bank Rakyat Indonesia Tbk	Lengkap
11	BBTN	Bank Tabungan Negara Tbk	Lengkap
12	BDMN	Bank Danamon Indonesia Tbk	Lengkap
13	BHIT	Bhakti Investama Tbk	Lengkap
14	BJBR	BPD Jawa Barat & Banten Tbk	Lengkap
15	BKSL	Sentul City Tbk	Lengkap
16	BMRI	Bank Mandiri Tbk	Lengkap
17	BMTR	Global Mediacom Tbk	Lengkap
18	BORN	Borneo Lumbung Energy & Metal Tbk	Tidak Lengkap
19	BRPT	Barito Pacific Tbk	Lengkap
20	BSDE	Bumi Serpong Damain Tbk	Lengkap
21	BUMI	Bumi Resources Tbk	Lengkap
22	CPIN	Charoen Pokphand Indonesia Tbk	Lengkap
24	ELTY	Bakrieland Development Tbk	Lengkap
25	ENRG	Energi Mega Persada Tbk	Lengkap
26	ERAA	Teletama Artha Mandiri Tbk	Lengkap
27	EXCL	XL Asiata Tbk	Lengkap
28	GGRM	Gudang Garam Tbk	Lengkap
29	HMSP	Hanjaya Mandala Sampoerna Tbk	Lengkap
30	HRUM	Harum Energy Tbk	Lengkap
31	ICBP	Indofood CBP Sukses Makmur Tbk	Lengkap
32	INCO	Vale Indonesia Tbk	Lengkap
33	INDF	Indofood Sukses Makmur Tbk	Lengkap


33	INKP	Indah Kiat Pulp & Paper Tbk	Tidak Lengkap
34	INTP	Indocement Tunggal Prakasa Tbk	Tidak Lengkap
35	ITMG	Indo Tambangraya Megah Tbk	Lengkap
36	JSMR	Jasa Marga Tbk	Lengkap
37	KLBF	Kalbe Farma Tbk	Lengkap
38	KRAS	Krakatau Steel Tbk	Lengkap
39	LPKR	Lippo Karawaci Tbk	Lengkap
40	LPPF	Matahari Department Store Tbk	Lengkap
41	LSIP	PP London Sumatra Indonesia Tbk	Lengkap
42	MEDC	Indah Kiat Pulp & Paper Tbk	Tidak Lengkap
43	MNCN	Media Nusantara Citra Tbk	Lengkap
44	MPPA	Matahari Putra Prima Tbk	Tidak Lengkap
45	PGAS	Perusahaan Gas Negara Tbk	Lengkap
46	PPRO	PP Properti Tbk	Tidak Lengkap
47	PTBA	Tambang Batubara Bukit Asam Tbk	Lengkap
48	PTPP	Pembangunan Perumahan Tbk	Lengkap
49	PWON	Pakuwon Jati Tbk	Lengkap
50	SCMA	Surya Citra Media Tbk	Lengkap
51	SMGR	Semen Gresik Tbk	Lengkap
52	SMRA	Summarecon Agung Tbk	Lengkap
53	SRIL	Sri Rejeki Isman Tbk	Tidak Lengkap
54	SSMS	Sawit Sumbermas Sarana Tbk	Tidak Lengkap
55	TLKM	Telekomunikasi Indonesia Tbk	Tidak Lengkap
56	UNTR	United Tractors Tbk	Lengkap
57	UNVR	Unilever Indonesia Tbk	Lengkap
58	WIKA	Wijaya Karya Tbk	Lengkap
59	WSBP	Waskita Beton Precast Tbk	Tidak Lengkap
60	WSKT	Waskita Karya Tbk	Tidak Lengkap

**SAHAM LISTING DALAM IDX30 BURSA EFEK INDONESIA
DALAM 2012-2019 YANG MENJADI SAMPEL PENELITIAN**

No	Kode Saham	Nama Saham
1	AALI	Astra Agro Lestari Tbk
2	ADHI	Adhi Karya (Persero) Tbk
3	ADRO	Adaro Energy
4	ASII	Astra International Tbk
5	ASRI	Alam Sutera Realty Tbk
6	BBCA	Bank Central Asia
7	BBNI	Bank Negara Indonesia Tbk
8	BBRI	Bank Rakyat Indonesia Tbk
9	BBTN	Bank Tabungan Negara Tbk
10	BDMN	Bank Danamon Indonesia Tbk
11	BHIT	Bhakti Investama Tbk
12	BJBR	BPD Jawa Barat & Banten Tbk
13	BKSL	Sentul City Tbk
14	BMRI	Bank Mandiri Tbk
15	BMTR	Global Mediacom Tbk
16	BRPT	Barito Pacific Tbk
17	BSDE	Bumi Serpong Damain Tbk
18	BUMI	Bumi Resources Tbk
19	CPIN	Charoen Pokphand Indonesia Tbk
20	ELTY	Bakrieland Development Tbk
21	ENRG	Energi Mega Persada Tbk
22	ERAA	Teletama Artha Mandiri Tbk
23	EXCL	XL Asiata Tbk
24	GGRM	Gudang Garam Tbk
25	HMSP	Hanjaya Mandala Sampoerna Tbk
26	HRUM	Harum Energy Tbk
27	ICBP	Indofood CBP Sukses Makmur Tbk
28	INCO	Vale Indonesia Tbk
29	INDF	Indofood Sukses Makmur Tbk
30	ITMG	Indo Tambangraya Megah Tbk
31	JSMR	Jasa Marga Tbk
32	KLBF	Kalbe Farma Tbk

33	KRAS	Krakatau Steel Tbk
34	LPKR	Lippo Karawaci Tbk
35	LPPF	Matahari Department Store Tbk
36	LSIP	PP London Sumatra Indonesia Tbk
37	MNCN	Media Nusantara Citra Tbk
38	PGAS	Perusahaan Gas Negara Tbk
39	PTBA	Tambang Batubara Bukit Asam Tbk
40	PTPP	Pembangunan Perumahan Tbk
41	PWON	Pakuwon Jati Tbk
42	SCMA	Surya Citra Media Tbk
43	SMGR	Semen Gresik Tbk
44	SMRA	Summarecon Agung Tbk
45	UNTR	United Tractors Tbk
46	UNVR	Unilever Indonesia Tbk
47	WIKA	Wijaya Karya (Persero) Tbk





LAMPIRAN II

DATA

HARGA SAHAM DAN RETURN SAHAM INDIVIDUAL

PERIODE 2012-2019

1
AALI

Tahun	Bulan	Adj. Close	Monthly Return	Annual Return (%)
2012	Jan	15300	#REF!	0,23821627
	Feb	16562	8,248366013	
	Mar	17342	4,709576138	
	Apr	15849	-8,60915696	
	May	15188	-4,17061013	
	Jun	15414	1,488016855	
	Jul	17682	14,71389646	
	Aug	17144	-3,04264224	
	Sep	16875	-1,56906206	
	Oct	16106	-4,55703704	
	Nov	13998	-13,0882901	
	Dec	14854	6,115159308	

Tahun	Bulan	Adj. Close	Monthly Return	Annual Return (%)
2013	Jan	14659	-1,3127777	40,1217873
	Feb	14348	-2,1215635	
	Mar	14387	0,27181489	
	Apr	13765	-4,3233475	
	May	15165	10,1707228	
	Jun	15756	3,89713155	
	Jul	12436	-21,071338	
	Aug	15795	27,0102927	
	Sep	15595	-1,2662235	
	Oct	14876	-4,6104521	
	Nov	17950	20,664157	
	Dec	20250	12,8133705	

HARGA SAHAM DAN RETURN SAHAM INDIVIDUAL

PERIODE 2012-2019

1
AALI

1
AALI

Tahun	Bulan	Adj. Close	Monthly Return	Annual Return (%)
2014	Jan	17325	-14,44444444	3,73839156
	Feb	20572	18,74170274	
	Mar	20976	1,963834338	
	Apr	23719	13,07684973	
	May	22045	-7,05763312	
	Jun	23024	4,440916308	
	Jul	21819	-5,23366921	
	Aug	20929	-4,0790137	
	Sep	18795	-10,1963782	
	Oct	19204	2,176110668	
	Nov	19840	3,31181004	
	Dec	20046	1,038306452	

Tahun	Bulan	Adj. Close	Monthly Return	Annual Return (%)
2015	Jan	19202	-4,2103163	-31,766039
	Feb	20377	6,11915425	
	Mar	20088	-1,4182657	
	Apr	16882	-15,959777	
	May	20945	24,0670537	
	Jun	19383	-7,4576271	
	Jul	16955	-12,526441	
	Aug	14463	-14,697729	
	Sep	15308	5,84249464	
	Oct	16807	9,79226548	
	Nov	14315	-14,827155	
	Dec	13386	-6,4896961	

HARGA SAHAM DAN RETURN SAHAM INDIVIDUAL

PERIODE 2012-2019

1

AALI

Tahun	Bulan	Adj. Close	Monthly Return	Annual Return (%)
2016	Jan	14421	7,731958763	18,1990864
	Feb	12542	-13,0296096	
	Mar	15371	22,55621113	
	Apr	13597	-11,541214	
	May	11951	-12,1056115	
	Jun	13029	9,020165677	
	Jul	12852	-1,35850794	
	Aug	14536	13,10301899	
	Sep	13140	-9,60374243	
	Oct	13605	3,538812785	
	Nov	14765	8,526277104	
	Dec	14966	1,361327464	

1

AALI

Tahun	Bulan	Adj. Close	Monthly Return	Annual Return (%)
2017	Jan	14073	-5,9668582	-17,269261
	Feb	13337	-5,2298728	
	Mar	13293	-0,3299093	
	Apr	12847	-3,3551493	
	May	13422	4,47575309	
	Jun	13798	2,80137088	
	Jul	13821	0,16669082	
	Aug	13845	0,1736488	
	Sep	13962	0,84507042	
	Oct	13681	-2,0126056	
	Nov	13745	0,46780206	
	Dec	12466	-9,3052019	

HARGA SAHAM DAN RETURN SAHAM INDIVIDUAL

PERIODE 2012-2019

1
AALI

Tahun	Bulan	Adj. Close	Monthly Return	Annual Return (%)
2018	Jan	12323	-1,14712017	-2,1865751
	Feb	13674	10,96323947	
	Mar	12774	-6,58183414	
	Apr	12110	-5,19805856	
	May	12182	0,594549959	
	Jun	10872	-10,7535708	
	Jul	10556	-2,90654893	
	Aug	13104	24,13793103	
	Sep	12036	-8,15018315	
	Oct	11648	-3,22366235	
	Nov	10755	-7,6665522	
	Dec	11588	7,745234775	

1
AALI

Tahun	Bulan	Adj. Close	Monthly Return	Annual Return (%)
2019	Jan	13720	18,3983431	27,7190905
	Feb	12152	-11,428571	
	Mar	11025	-9,2741935	
	Apr	10657	-3,3378685	
	May	10550	-1,0040349	
	Jun	10400	-1,4218009	
	Jul	9975	-4,0865385	
	Aug	10500	5,26315789	
	Sep	10775	2,61904762	
	Okt	11425	6,0324826	
	Nov	12600	10,2844639	
	Dec	14575	15,6746032	

HARGA SAHAM DAN RETURN SAHAM INDIVIDUAL

PERIODE 2012-2019

2

2

ADHI

ADHI

Tahun	Bulan	Adj. Close	Monthly Return	Annual Return (%)
2012	Jan	509	#REF!	112,783894
	Feb	524	2,94695481	
	Mar	597	13,9312977	
	Apr	731	22,4455611	
	May	716	-2,0519836	
	Jun	731	2,09497207	
	Jul	699	-4,377565	
	Aug	691	-1,1444921	
	Sep	799	15,6295224	
	Oct	1084	35,669587	
	Nov	1453	34,0405904	
	Dec	1360	-6,4005506	

Tahun	Bulan	Adj. Close	Monthly Return	Annual Return (%)
2013	Jan	1537	13,0147059	7,19925644
	Feb	1979	28,7573195	
	Mar	2383	20,4143507	
	Apr	2281	-4,2803189	
	May	2998	31,4335818	
	Jun	2579	-13,975984	
	Jul	2385	-7,5222955	
	Aug	1536	-35,597484	
	Sep	1570	2,21354167	
	Oct	1512	-3,6942675	
	Nov	1241	-17,92328	
	Dec	1171	-5,6406124	

HARGA SAHAM DAN RETURN SAHAM INDIVIDUAL

PERIODE 2012-2019

2

ADHI

Tahun	Bulan	Adj. Close	Monthly Return	Annual Return (%)
2014	Jan	1380	17,8479932	99,659195
	Feb	1815	31,5217391	
	Mar	2323	27,9889807	
	Apr	2315	-0,3443823	
	May	2488	7,47300216	
	Jun	2212	-11,093248	
	Jul	2472	11,7540687	
	Aug	2440	-1,2944984	
	Sep	2197	-9,9590164	
	Oct	2189	-0,3641329	
	Nov	2209	0,91365921	
	Dec	2766	25,2150294	

2

ADHI

Tahun	Bulan	Adj. Close	Monthly Return	Annual Return (%)
2015	Jan	2937	6,18221258	-22,763099
	Feb	2734	-6,9118148	
	Mar	2428	-11,192392	
	Apr	2229	-8,1960461	
	May	2019	-9,4212651	
	Jun	1628	-19,366023	
	Jul	1854	13,8820639	
	Aug	1608	-13,268608	
	Sep	1814	12,8109453	
	Oct	2119	16,8136714	
	Nov	2090	-1,3685701	
	Dec	2033	-2,7272727	

HARGA SAHAM DAN RETURN SAHAM INDIVIDUAL

PERIODE 2012-2019

2

2

ADHI

ADHI

Tahun	Bulan	Adj. Close	Monthly Return	Annual Return (%)
2016	Jan	2423	19,1834727	2,04103876
	Feb	2480	2,35245563	
	Mar	2556	3,06451613	
	Apr	2541	-0,5868545	
	May	2442	-3,8961039	
	Jun	2641	8,14905815	
	Jul	2689	1,81749337	
	Aug	2537	-5,652659	
	Sep	2242	-11,627907	
	Oct	2157	-3,7912578	
	Nov	1814	-15,901715	
	Dec	1976	8,93054024	

Tahun	Bulan	Adj. Close	Monthly Return	Annual Return (%)
2017	Jan	1955	-1,062753	-5,924906
	Feb	2024	3,52941176	
	Mar	2252	11,2648221	
	Apr	2171	-3,5968028	
	May	2258	4,00736988	
	Jun	2066	-8,5031001	
	Jul	2133	3,24298161	
	Aug	1941	-9,0014065	
	Sep	1921	-1,0303967	
	Oct	2104	9,52628839	
	Nov	1876	-10,836502	
	Dec	1811	-3,4648188	

HARGA SAHAM DAN RETURN SAHAM INDIVIDUAL

PERIODE 2012-2019

2

ADHI

Tahun	Bulan	Adj. Close	Monthly Return	Annual Return (%)
2018	Jan	2142	18,2771949	-2,1965473
	Feb	2383	11,2511671	
	Mar	1989	-16,533781	
	Apr	1806	-9,2006033	
	May	1894	4,87264673	
	Jun	1743	-7,9725449	
	Jul	1563	-10,327022	
	Aug	1451	-7,165707	
	Sep	1353	-6,7539628	
	Oct	1095	-19,068736	
	Nov	1524	39,1780822	
	Dec	1543	1,24671916	

2

ADHI

Tahun	Bulan	Adj. Close	Monthly Return	Annual Return (%)
2019	Jan	1587	2,85158782	-20,042049
	Feb	1461	-7,9395085	
	Mar	1602	9,65092402	
	Apr	1694	5,74282147	
	May	1412	-16,646989	
	Jun	1685	19,3342776	
	Jul	1485	-11,869436	
	Aug	1335	-10,10101	
	Sep	1335	0	
	Oct	1250	-6,3670412	
	Nov	1075	-14	
	Dec	1175	9,30232558	

HARGA SAHAM DAN RETURN SAHAM INDIVIDUAL

PERIODE 2012-2019

3

ADRO

Tahun	Bulan	Adj. Close	Monthly Return	Annual Return (%)
2012	Jan	1304	#REF!	-3,0664609
	Feb	1384	6,13496933	
	Mar	1391	0,50578035	
	Apr	1340	-3,666427	
	May	1347	0,52238806	
	Jun	1089	-19,153675	
	Jul	1097	0,73461892	
	Aug	1029	-6,1987238	
	Sep	1127	9,52380952	
	Oct	1029	-8,6956522	
	Nov	1007	-2,1379981	
	Dec	1202	19,3644489	

3

ADRO

Tahun	Bulan	Adj. Close	Monthly Return	Annual Return (%)
2013	Jan	1248	3,82695507	-22,833851
	Feb	1187	-4,8878205	
	Mar	991	-16,512216	
	Apr	930	-6,1553986	
	May	703	-24,408602	
	Jun	658	-6,401138	
	Jul	536	-18,541033	
	Aug	712	32,8358209	
	Sep	689	-3,2303371	
	Oct	781	13,3526851	
	Nov	865	10,7554417	
	Dec	835	-3,4682081	

HARGA SAHAM DAN RETURN SAHAM INDIVIDUAL

PERIODE 2012-2019

3

ADRO

Tahun	Bulan	Adj. Close	Monthly Return	Annual Return (%)
2014	Jan	737	-11,736527	2,15788209
	Feb	772	4,74898236	
	Mar	761	-1,4248705	
	Apr	920	20,8935611	
	May	951	3,36956522	
	Jun	921	-3,1545741	
	Jul	929	0,86862106	
	Aug	1031	10,9795479	
	Sep	1023	-0,7759457	
	Oct	890	-13,000978	
	Nov	847	-4,8314607	
	Dec	815	-3,7780401	

3

ADRO

Tahun	Bulan	Adj. Close	Monthly Return	Annual Return (%)
2015	Jan	793	-2,6993865	-62,301524
	Feb	761	-4,035309	
	Mar	761	0	
	Apr	737	-3,1537451	
	May	682	-7,4626866	
	Jun	615	-9,8240469	
	Jul	478	-22,276423	
	Aug	482	0,83682008	
	Sep	482	0	
	Oct	433	-10,165975	
	Nov	445	2,77136259	
	Dec	417	-6,2921348	

HARGA SAHAM DAN RETURN SAHAM INDIVIDUAL

PERIODE 2012-2019

3

ADRO

Tahun	Bulan	Adj. Close	Monthly Return	Annual Return (%)
2016	Jan	438	5,03597122	133,708903
	Feb	505	15,2968037	
	Mar	538	6,53465347	
	Apr	626	16,3568773	
	May	606	-3,1948882	
	Jun	726	19,8019802	
	Jul	888	22,3140496	
	Aug	982	10,5855856	
	Sep	1029	4,78615071	
	Oct	1162	12,9251701	
	Nov	1307	12,4784854	
	Dec	1448	10,7880643	

3

ADRO

Tahun	Bulan	Adj. Close	Monthly Return	Annual Return (%)
2017	Jan	1470	1,51933702	14,648745
	Feb	1470	0	
	Mar	1518	3,26530612	
	Apr	1540	1,44927536	
	May	1318	-14,415584	
	Jun	1385	5,08345979	
	Jul	1564	12,9241877	
	Aug	1600	2,30179028	
	Sep	1600	0	
	Oct	1600	0	
	Nov	1490	-6,875	
	Dec	1630	9,39597315	

HARGA SAHAM DAN RETURN SAHAM INDIVIDUAL

PERIODE 2012-2019

3

ADRO

Tahun	Bulan	Adj. Close	Monthly Return	Annual Return (%)
2018	Jan	2197	34,7852761	-26,302166
	Feb	2107	-4,0964952	
	Mar	1910	-9,3497864	
	Apr	1645	-13,874346	
	May	1690	2,73556231	
	Jun	1664	-1,5384615	
	Jul	1771	6,43028846	
	Aug	1734	-2,0892151	
	Sep	1706	-1,6147636	
	Oct	1534	-10,082063	
	Nov	1194	-22,164276	
	Dec	1129	-5,4438861	

3

ADRO

Tahun	Bulan	Adj. Close	Monthly Return	Annual Return (%)
2019	Jan	1329	17,7147919	39,2139298
	Feb	1252	-5,7938299	
	Mar	1281	2,31629393	
	Apr	1247	-2,6541764	
	May	1238	-0,7217322	
	Jun	1360	9,8546042	
	Jul	1270	-6,6176471	
	Aug	1125	-11,417323	
	Sep	1290	14,6666667	
	Oct	1310	1,5503876	
	Nov	1230	-6,1068702	
	Dec	1555	26,4227642	

HARGA SAHAM DAN RETURN SAHAM INDIVIDUAL

PERIODE 2012-2019

4

ASII

Tahun	Bulan	Adj.Close	Monthly Return	Annual Return (%)
2012	Jan	5150	#REF!	26,1677925
	Feb	4625	-10,194175	
	Mar	4827	4,36756757	
	Apr	4634	-3,9983427	
	May	4197	-9,4302978	
	Jun	5601	33,452466	
	Jul	5724	2,19603642	
	Aug	5520	-3,5639413	
	Sep	6051	9,61956522	
	Oct	6583	8,79193522	
	Nov	5977	-9,2055294	
	Dec	6224	4,13250795	

4

ASII

Tahun	Bulan	Adj.Close	Monthly Return	Annual Return (%)
2013	Jan	6059	-2,6510283	-5,435996
	Feb	6554	8,16966496	
	Mar	6513	-0,6255722	
	Apr	6059	-6,970674	
	May	5812	-4,0765803	
	Jun	5893	1,39366827	
	Jul	5472	-7,1440692	
	Aug	5093	-6,9261696	
	Sep	5430	6,61692519	
	Oct	5599	3,11233886	
	Nov	5312	-5,1259153	
	Dec	5779	8,79141566	

HARGA SAHAM DAN RETURN SAHAM INDIVIDUAL

PERIODE 2012-2019

4
ASII

Tahun	Bulan	Adj. Close	Monthly Return	Annual Return (%)
2014	Jan	5461	-5,5026821	13,5124435
	Feb	5907	8,16700238	
	Mar	6268	6,11139326	
	Apr	6311	0,68602425	
	May	6013	-4,7219141	
	Jun	6309	4,92266755	
	Jul	6700	6,19749564	
	Aug	6570	-1,9402985	
	Sep	6114	-6,9406393	
	Oct	5876	-3,8927053	
	Nov	6242	6,22872703	
	Dec	6504	4,19737264	

4
ASII

Tahun	Bulan	Adj. Close	Monthly Return	Annual Return (%)
2015	Jan	6877	5,73493235	-12,410565
	Feb	6877	0	
	Mar	7512	9,23367748	
	Apr	6001	-20,114483	
	May	6395	6,5655724	
	Jun	6329	-1,0320563	
	Jul	5949	-6,0041081	
	Aug	5300	-10,909397	
	Sep	4674	-11,811321	
	Oct	5339	14,2276423	
	Nov	5362	0,43079228	
	Dec	5430	1,26818351	

HARGA SAHAM DAN RETURN SAHAM INDIVIDUAL

PERIODE 2012-2019

4
ASII

Tahun	Bulan	Adj. Close	Monthly Return	Annual Return (%)
2016	Jan	5837	7,49539595	37,3657629
	Feb	6154	5,43087202	
	Mar	6561	6,61358466	
	Apr	6086	-7,23975	
	May	5973	-1,8567203	
	Jun	6812	14,0465428	
	Jul	7112	4,40399295	
	Aug	7503	5,49775028	
	Sep	7595	1,2261762	
	Oct	7622	0,35549704	
	Nov	6996	-8,2130674	
	Dec	7668	9,60548885	

4
ASII

Tahun	Bulan	Adj. Close	Monthly Return	Annual Return (%)
2017	Jan	7367	-3,9254043	3,38225219
	Feb	7599	3,14917877	
	Mar	7992	5,17173312	
	Apr	8294	3,77877878	
	May	8108	-2,242585	
	Jun	8376	3,30537741	
	Jul	7485	-10,637536	
	Aug	7391	-1,255845	
	Sep	7414	0,31118928	
	Oct	7508	1,26787159	
	Nov	7537	0,38625466	
	Dec	7844	4,07323869	

HARGA SAHAM DAN RETURN SAHAM INDIVIDUAL

PERIODE 2012-2019

4

ASII

Tahun	Bulan	Adj. Close	Monthly Return	Annual Return (%)
2018	Jan	8033	2,40948496	4,30845572
	Feb	7631	-5,004357	
	Mar	6899	-9,5924518	
	Apr	6757	-2,0582693	
	May	6521	-3,4926743	
	Jun	6351	-2,6069621	
	Jul	6880	8,32939695	
	Aug	6975	1,38081395	
	Sep	7073	1,40501792	
	Oct	7062	-0,155521	
	Nov	8298	17,502124	
	Dec	7982	-3,8081465	

4

ASII

Tahun	Bulan	Adj. Close	Monthly Return	Annual Return (%)
2019	Jan	8210	2,85642696	-11,846621
	Feb	6939	-15,481121	
	Mar	7085	2,10404957	
	Apr	7400	4,4460127	
	May	7230	-2,2972973	
	Jun	7383	2,11618257	
	Jul	6937	-6,0409048	
	Aug	6615	-4,641776	
	Sep	6541	-1,1186697	
	Oct	6888	5,30499924	
	Nov	6500	-5,6329849	
	Dec	6925	6,53846154	

HARGA SAHAM DAN RETURN SAHAM INDIVIDUAL

PERIODE 2012-2019

5

ASRI

Tahun	Bulan	Adj. Close	Monthly Return	Annual Return (%)
2012	Jan	454	#REF!	31,208251
	Feb	534	17,6211454	
	Mar	581	8,80149813	
	Apr	562	-3,2702238	
	May	506	-9,9644128	
	Jun	459	-9,2885375	
	Jul	431	-6,1002179	
	Aug	417	-3,2482599	
	Sep	569	36,4508393	
	Oct	550	-3,3391916	
	Nov	579	5,27272727	
	Dec	569	-1,7271157	

5

ASRI

Tahun	Bulan	Adj. Close	Monthly Return	Annual Return (%)
2013	Jan	730	28,2952548	-13,020328
	Feb	882	20,8219178	
	Mar	1015	15,0793651	
	Apr	996	-1,8719212	
	May	1006	1,00401606	
	Jun	711	-29,324056	
	Jul	677	-4,7819972	
	Aug	532	-21,418021	
	Sep	580	9,02255639	
	Oct	590	1,72413793	
	Nov	459	-22,20339	
	Dec	416	-9,3681917	

HARGA SAHAM DAN RETURN SAHAM INDIVIDUAL

PERIODE 2012-2019

5
ASRI

Tahun	Bulan	Adj. Close	Monthly Return	Annual Return (%)
2014	Jan	493	18,5096154	36,2761285
	Feb	556	12,7789047	
	Mar	575	3,41726619	
	Apr	512	-10,956522	
	May	483	-5,6640625	
	Jun	427	-11,594203	
	Jul	516	20,8430913	
	Aug	501	-2,9069767	
	Sep	447	-10,778443	
	Oct	456	2,01342282	
	Nov	550	20,6140351	
	Dec	550	0	

5
ASRI

Tahun	Bulan	Adj. Close	Monthly Return	Annual Return (%)
2015	Jan	585	6,36363636	-34,588089
	Feb	658	12,4786325	
	Mar	545	-17,173252	
	Apr	604	10,8256881	
	May	589	-2,4834437	
	Jun	565	-4,0747029	
	Jul	496	-12,212389	
	Aug	352	-29,032258	
	Sep	314	-10,795455	
	Oct	387	23,2484076	
	Nov	337	-12,919897	
	Dec	341	1,18694362	

HARGA SAHAM DAN RETURN SAHAM INDIVIDUAL

PERIODE 2012-2019

5
ASRI

Tahun	Bulan	Adj. Close	Monthly Return	Annual Return (%)
2016	Jan	319	-6,4516129	8,57617611
	Feb	342	7,21003135	
	Mar	370	8,1871345	
	Apr	394	6,48648649	
	May	384	-2,5380711	
	Jun	477	24,21875	
	Jul	522	9,43396226	
	Aug	489	-6,3218391	
	Sep	459	-6,1349693	
	Oct	445	-3,0501089	
	Nov	378	-15,05618	
	Dec	350	-7,4074074	

5
ASRI

Tahun	Bulan	Adj. Close	Monthly Return	Annual Return (%)
2017	Jan	380	8,57142857	3,90481728
	Feb	370	-2,6315789	
	Mar	360	-2,7027027	
	Apr	346	-3,8888889	
	May	332	-4,0462428	
	Jun	316	-4,8192771	
	Jul	322	1,89873418	
	Aug	358	11,1801242	
	Sep	378	5,58659218	
	Oct	406	7,40740741	
	Nov	370	-8,8669951	
	Dec	356	-3,7837838	

HARGA SAHAM DAN RETURN SAHAM INDIVIDUAL

PERIODE 2012-2019

5

ASRI

Tahun	Bulan	Adj. Close	Monthly Return	Annual Return (%)
2018	Jan	394	10,6741573	-7,996612
	Feb	392	-0,5076142	
	Mar	378	-3,5714286	
	Apr	364	-3,7037037	
	May	354	-2,7472527	
	Jun	328	-7,3446328	
	Jul	320	-2,4390244	
	Aug	326	1,875	
	Sep	286	-12,269939	
	Oct	278	-2,7972028	
	Nov	348	25,1798561	
	Dec	312	-10,344828	

5

ASRI

Tahun	Bulan	Adj. Close	Monthly Return	Annual Return (%)
2019	Jan	356	14,1025641	-23,640901
	Feb	324	-8,988764	
	Mar	310	-4,3209877	
	Apr	336	8,38709677	
	May	324	-3,5714286	
	Jun	340	4,9382716	
	Jul	332	-2,3529412	
	Aug	312	-6,0240964	
	Sep	290	-7,0512821	
	Oct	274	-5,5172414	
	Nov	240	-12,408759	
	Dec	238	-0,83333333	

HARGA SAHAM DAN RETURN SAHAM INDIVIDUAL

PERIODE 2012-2019

6

BBCA

Tahun	Bulan	Adj. Close	Monthly Return	Annual Return (%)
2012	Jan	7280	#REF!	17,9268673
	Feb	6916	-5	
	Mar	7280	5,26315789	
	Apr	7280	0	
	May	6370	-12,5	
	Jun	6643	4,28571429	
	Jul	7653	15,2039741	
	Aug	7123	-6,9253887	
	Sep	7261	1,93738593	
	Oct	7537	3,80112932	
	Nov	8089	7,32386891	
	Dec	8456	4,53702559	

6

BBCA

Tahun	Bulan	Adj. Close	Monthly Return	Annual Return (%)
2013	Jan	8911	5,3807947	9,13735831
	Feb	10157	13,982718	
	Mar	10527	3,64280792	
	Apr	9927	-5,6996295	
	May	9557	-3,7272086	
	Jun	9294	-2,7519096	
	Jul	9666	4,00258231	
	Aug	8411	-12,983654	
	Sep	9294	10,4981572	
	Oct	9713	4,50828491	
	Nov	8969	-7,6598373	
	Dec	8964	-0,0557476	

HARGA SAHAM DAN RETURN SAHAM INDIVIDUAL

PERIODE 2012-2019

6

BBCA

Tahun	Bulan	Adj. Close	Monthly Return	Annual Return (%)
2014	Jan	9268	3,39134315	33,6453984
	Feb	9548	3,02114804	
	Mar	9898	3,66568915	
	Apr	10127	2,31359871	
	May	10130	0,02962378	
	Jun	10342	2,09279368	
	Jul	10906	5,45349062	
	Aug	10530	-3,4476435	
	Sep	12293	16,7426401	
	Oct	12269	-0,1952331	
	Nov	12316	0,38307931	
	Dec	12340	0,19486846	

6

BBCA

Tahun	Bulan	Adj. Close	Monthly Return	Annual Return (%)
2015	Jan	12623	2,29335494	4,46173016
	Feb	13307	5,41868019	
	Mar	13991	5,1401518	
	Apr	12717	-9,1058538	
	May	13419	5,52016985	
	Jun	12825	-4,4265594	
	Jul	12445	-2,962963	
	Aug	12255	-1,5267176	
	Sep	11661	-4,8470012	
	Oct	12255	5,09390275	
	Nov	11756	-4,0718074	
	Dec	12689	7,93637292	

HARGA SAHAM DAN RETURN SAHAM INDIVIDUAL

PERIODE 2012-2019

6

BBCA

Tahun	Bulan	Adj. Close	Monthly Return	Annual Return (%)
2016	Jan	12498	-1,5052408	16,5983266
	Feb	12856	2,86445831	
	Mar	12689	-1,2990044	
	Apr	12450	-1,8835212	
	May	12402	-0,3855422	
	Jun	12712	2,49959684	
	Jul	13786	8,44870988	
	Aug	14358	4,14913681	
	Sep	14978	4,31815016	
	Oct	14811	-1,1149686	
	Nov	13643	-7,8860307	
	Dec	14788	8,39258228	

6

BBCA

Tahun	Bulan	Adj. Close	Monthly Return	Annual Return (%)
2017	Jan	14669	-0,8047065	38,3154858
	Feb	14812	0,97484491	
	Mar	15867	7,12260329	
	Apr	17018	7,25404928	
	May	16695	-1,8979904	
	Jun	17668	5,82809224	
	Jul	18204	3,0337333	
	Aug	18447	1,33487146	
	Sep	19761	7,12310945	
	Oct	20345	2,95531603	
	Nov	19810	-2,6296387	
	Dec	21399	8,02120141	

HARGA SAHAM DAN RETURN SAHAM INDIVIDUAL

PERIODE 2012-2019

6

BBCA

Tahun	Bulan	Adj. Close	Monthly Return	Annual Return (%)
2018	Jan	22205	3,76653115	19,4366236
	Feb	22645	1,98153569	
	Mar	22767	0,53875028	
	Apr	21595	-5,1478016	
	May	22350	3,49617967	
	Jun	21144	-5,3959732	
	Jul	22916	8,38062807	
	Aug	24417	6,55000873	
	Sep	23777	-2,6211246	
	Oct	23285	-2,0692266	
	Nov	25648	10,1481641	
	Dec	25599	-0,191048	

6

BBCA

Tahun	Bulan	Adj. Close	Monthly Return	Annual Return (%)
2019	Jan	27831	8,71909059	27,2263162
	Feb	27239	-2,1271244	
	Mar	27214	-0,0917802	
	Apr	28399	4,35437642	
	May	29008	2,14444171	
	Jun	29880	3,00606729	
	Jul	30852	3,25301205	
	Aug	30403	-1,4553351	
	Sep	30254	-0,4900832	
	Oct	31350	3,62266147	
	Nov	31300	-0,1594896	
	Dec	33319	6,45047923	

HARGA SAHAM DAN RETURN SAHAM INDIVIDUAL

PERIODE 2012-2019

7

BBNI

Tahun	Bulan	Adj. Close	Monthly Return	Annual Return (%)
2012	Jan	22205	3,76653115	19,4366236
	Feb	22645	1,98153569	
	Mar	22767	0,53875028	
	Apr	21595	-5,1478016	
	May	22350	3,49617967	
	Jun	21144	-5,3959732	
	Jul	22916	8,38062807	
	Aug	24417	6,55000873	
	Sep	23777	-2,6211246	
	Oct	23285	-2,0692266	
	Nov	25648	10,1481641	
	Dec	25599	-0,191048	

7

BBNI

Tahun	Bulan	Adj. Close	Monthly Return	Annual Return (%)
2013	Jan	3086	4,68113976	13,9129514
	Feb	3617	17,2067401	
	Mar	3970	9,75946917	
	Apr	4246	6,95214106	
	May	3916	-7,7720207	
	Jun	3454	-11,797753	
	Jul	3434	-0,5790388	
	Aug	3092	-9,9592312	
	Sep	3273	5,8538163	
	Oct	3856	17,8124045	
	Nov	3293	-14,600622	
	Dec	3173	-3,6440935	

HARGA SAHAM DAN RETURN SAHAM INDIVIDUAL

PERIODE 2012-2019

7

BBNI

Tahun	Bulan	Adj. Close	Monthly Return	Annual Return (%)
2014	Jan	3502	10,3687362	51,3544401
	Feb	3655	4,36893204	
	Mar	3984	9,00136799	
	Apr	3868	-2,9116466	
	May	4074	5,32574974	
	Jun	4066	-0,1963672	
	Jul	4351	7,00934579	
	Aug	4565	4,91840956	
	Sep	4714	3,26396495	
	Oct	5077	7,70046669	
	Nov	5141	1,26058696	
	Dec	5205	1,24489399	

7

BBNI

Tahun	Bulan	Adj. Close	Monthly Return	Annual Return (%)
2015	Jan	5333	2,45917387	-10,326204
	Feb	5866	9,99437465	
	Mar	6165	5,09717013	
	Apr	5596	-9,2295215	
	May	5988	7,00500357	
	Jun	4616	-22,912492	
	Jul	4146	-10,181976	
	Aug	4311	3,97973951	
	Sep	3601	-16,469497	
	Oct	4141	14,99583345	
	Nov	4154	0,31393383	
	Dec	4346	4,62205104	

HARGA SAHAM DAN RETURN SAHAM INDIVIDUAL

PERIODE 2012-2019

7

BBNI

Tahun	Bulan	Adj. Close	Monthly Return	Annual Return (%)
2016	Jan	4267	-1,8177635	1,02354462
	Feb	4420	3,58565737	
	Mar	4529	2,46606335	
	Apr	4087	-9,7593288	
	May	4278	4,67335454	
	Jun	4635	8,34502104	
	Jul	4768	2,86947141	
	Aug	5236	9,81543624	
	Sep	4947	-5,5194805	
	Oct	4969	0,44471397	
	Nov	4612	-7,1845442	
	Dec	4294	-6,8950564	

7

BBNI

Tahun	Bulan	Adj. Close	Monthly Return	Annual Return (%)
2017	Jan	5080	18,3046111	85,1365431
	Feb	5571	9,66535433	
	Mar	6052	8,63399749	
	Apr	6219	2,75941837	
	May	6266	0,75574851	
	Jun	7073	12,8790297	
	Jul	6266	-11,409586	
	Aug	6978	11,3629109	
	Sep	7026	0,68787618	
	Oct	7215	2,69000854	
	Nov	7690	6,58350658	
	Dec	9399	22,2236671	

HARGA SAHAM DAN RETURN SAHAM INDIVIDUAL

PERIODE 2012-2019

7

BBNI

Tahun	Bulan	Adj. Close	Monthly Return	Annual Return (%)
2018	Jan	8924	-5,0537291	-4,6685867
	Feb	9233	3,46257284	
	Mar	8236	-10,7982224	
	Apr	7861	-4,5531812	
	May	8276	5,27922656	
	Jun	6884	-16,81972	
	Jul	7226	4,96804184	
	Aug	7617	5,41101578	
	Sep	7226	-5,1332546	
	Oct	7153	-1,0102408	
	Nov	8301	16,0492101	
	Dec	8594	3,52969522	

7

BBNI

Tahun	Bulan	Adj. Close	Monthly Return	Annual Return (%)
2019	Jan	8862	3,11845474	-6,0726801
	Feb	8594	-3,024148	
	Mar	9179	6,8070747	
	Apr	9375	2,13530886	
	May	8203	-12,501333	
	Jun	9200	12,15409	
	Jul	8475	-7,8804348	
	Aug	7700	-9,1445428	
	Sep	7350	-4,5454545	
	Oct	7675	4,42176871	
	Nov	7500	-2,2801303	
	Dec	7850	4,66666667	

HARGA SAHAM DAN RETURN SAHAM INDIVIDUAL

PERIODE 2012-2019

8

BBRI

Tahun	Bulan	Adj. Close	Monthly Return	Annual Return (%)
2012	Jan	569	#REF!	12,5846758
	Feb	573	0,7029877	
	Mar	577	0,69808028	
	Apr	552	-4,3327556	
	May	514	-6,884058	
	Jun	578	12,4513619	
	Jul	637	10,2076125	
	Aug	633	-0,6279435	
	Sep	678	7,10900474	
	Oct	674	-0,5899705	
	Nov	642	-4,7477745	
	Dec	633	-1,4018692	

8

BBRI

Tahun	Bulan	Adj. Close	Monthly Return	Annual Return (%)
2013	Jan	724	14,3759874	27,8144229
	Feb	861	18,9226519	
	Mar	797	-7,4332172	
	Apr	983	23,3375157	
	May	930	-5,3916582	
	Jun	810	-12,903226	
	Jul	862	6,41975309	
	Aug	690	-19,953596	
	Sep	758	9,85507246	
	Oct	826	8,97097625	
	Nov	779	-5,6900726	
	Dec	758	-2,6957638	

HARGA SAHAM DAN RETURN SAHAM INDIVIDUAL

PERIODE 2012-2019

8

BBRI

Tahun	Bulan	Adj. Close	Monthly Return	Annual Return (%)
2014	Jan	870	14,7757256	65,5386901
	Feb	970	11,4942529	
	Mar	1001	3,19587629	
	Apr	1035	3,3966034	
	May	1227	18,5507246	
	Jun	1242	1,22249389	
	Jul	1347	8,45410628	
	Aug	1329	-1,3363029	
	Sep	1254	-5,6433409	
	Oct	1332	6,22009569	
	Nov	1386	4,05405405	
	Dec	1402	1,15440115	

8

BBRI

Tahun	Bulan	Adj. Close	Monthly Return	Annual Return (%)
2015	Jan	1405	0,21398003	15,7479572
	Feb	1549	10,2491103	
	Mar	1597	3,0987734	
	Apr	1576	-1,3149656	
	May	1596	1,26903553	
	Jun	1403	-12,092732	
	Jul	1355	-3,4212402	
	Aug	1440	6,27306273	
	Sep	1172	-18,611111	
	Oct	1426	21,6723549	
	Nov	1460	2,38429173	
	Dec	1548	6,02739726	

HARGA SAHAM DAN RETURN SAHAM INDIVIDUAL

PERIODE 2012-2019

8

BBRI

Tahun	Bulan	Adj. Close	Monthly Return	Annual Return (%)
2016	Jan	1521	-1,744186	19,7835054
	Feb	1501	-1,3149244	
	Mar	1548	3,13124584	
	Apr	1403	-9,3669251	
	May	1624	15,7519601	
	Jun	1695	4,37192118	
	Jul	1809	6,72566372	
	Aug	1828	1,05030404	
	Sep	1915	4,75929978	
	Oct	1915	0	
	Nov	1711	-10,652742	
	Dec	1832	7,07188778	

8

BBRI

Tahun	Bulan	Adj. Close	Monthly Return	Annual Return (%)
2017	Jan	1840	0,43668122	65,8549441
	Feb	1875	1,90217391	
	Mar	2036	8,58666667	
	Apr	2417	18,7131631	
	May	2712	12,2052131	
	Jun	2857	5,34660767	
	Jul	2768	-3,1151558	
	Aug	2834	2,38439306	
	Sep	2862	0,98800282	
	Oct	2923	2,13137666	
	Nov	3007	2,87375984	
	Dec	3410	13,4020619	

HARGA SAHAM DAN RETURN SAHAM INDIVIDUAL

PERIODE 2012-2019

8

BBRI

Tahun	Bulan	Adj. Close	Monthly Return	Annual Return (%)
2018	Jan	3467	1,67155425	6,05402334
	Feb	3541	2,13441015	
	Mar	3373	-4,7444225	
	Apr	3017	-10,554403	
	May	2974	-1,4252569	
	Jun	2742	-7,8009415	
	Jul	2964	8,09628009	
	Aug	3070	3,57624831	
	Sep	3041	-0,9446254	
	Oct	3041	0	
	Nov	3495	14,9292996	
	Dec	3534	1,11587983	

8

BBRI

Tahun	Bulan	Adj. Close	Monthly Return	Annual Return (%)
2019	Jan	3717	5,17826825	23,6883382
	Feb	3717	0	
	Mar	3968	6,7527576	
	Apr	4219	6,32560484	
	May	3959	-6,1625978	
	Jun	4360	10,1288204	
	Jul	4480	2,75229358	
	Aug	4270	-4,6875	
	Sep	4120	-3,5128806	
	Oct	4210	2,18446602	
	Nov	4090	-2,8503563	
	Dec	4400	7,5794621	

HARGA SAHAM DAN RETURN SAHAM INDIVIDUAL

PERIODE 2012-2019

9

BBTN

Tahun	Bulan	Adj. Close	Monthly Return	Annual Return (%)
2012	Jan	967	#REF!	30,4286365
	Feb	983	1,65460186	
	Mar	967	-1,6276704	
	Apr	1.112	14,9948294	
	May	967	-13,039568	
	Jun	1.060	9,61737332	
	Jul	1.126	6,22641509	
	Aug	1.076	-4,4404973	
	Sep	1.183	9,94423792	
	Oct	1.249	5,57903635	
	Nov	1.376	10,1681345	
	Dec	1.257	-8,6482558	

9

BBTN

Tahun	Bulan	Adj. Close	Monthly Return	Annual Return (%)
2013	Jan	1.385	10,1829753	-44,834488
	Feb	1.393	0,57761733	
	Mar	1.453	4,30725054	
	Apr	1.274	-12,319339	
	May	1.245	-2,2762951	
	Jun	1.008	-19,036145	
	Jul	912	-9,5238095	
	Aug	833	-8,6622807	
	Sep	815	-2,1608643	
	Oct	851	4,41717791	
	Nov	851	0	
	Dec	763	-10,340776	

HARGA SAHAM DAN RETURN SAHAM INDIVIDUAL

PERIODE 2012-2019

9

BBTN

Tahun	Bulan	Adj. Close	Monthly Return	Annual Return (%)
2014	Jan	789	3,40760157	40,4588598
	Feb	947	20,0253485	
	Mar	1.127	19,0073918	
	Apr	1.048	-7,0097604	
	May	989	-5,629771	
	Jun	944	-4,5500506	
	Jul	980	3,81355932	
	Aug	1.012	3,26530612	
	Sep	1.062	4,94071146	
	Oct	1.016	-4,3314501	
	Nov	1.025	0,88582677	
	Dec	1.093	6,63414634	

9

BBTN

Tahun	Bulan	Adj. Close	Monthly Return	Annual Return (%)
2015	Jan	903	-17,383349	15,9522875
	Feb	971	7,53045404	
	Mar	1.139	17,3017508	
	Apr	1.012	-11,150132	
	May	1.112	9,88142292	
	Jun	1.098	-1,2589928	
	Jul	1.080	-1,6393443	
	Aug	983	-8,9814815	
	Sep	918	-6,612411	
	Oct	1.094	19,1721133	
	Nov	1.172	7,1297989	
	Dec	1.195	1,96245734	

HARGA SAHAM DAN RETURN SAHAM INDIVIDUAL

PERIODE 2012-2019

9

BBTN

Tahun	Bulan	Adj. Close	Monthly Return	Annual Return (%)
2016	Jan	1.260	5,43933054	36,3066773
	Feb	1.532	21,5873016	
	Mar	1.611	5,15665796	
	Apr	1.624	0,8069522	
	May	1.607	-1,046798	
	Jun	1.617	0,62227754	
	Jul	1.862	15,1515152	
	Aug	1.895	1,77228786	
	Sep	1.810	-4,4854881	
	Oct	1.800	-0,5524862	
	Nov	1.555	-13,611111	
	Dec	1.640	5,46623794	

9

BBTN

Tahun	Bulan	Adj. Close	Monthly Return	Annual Return (%)
2017	Jan	1.796	9,51219512	79,6785603
	Feb	2.017	12,3051225	
	Mar	2.140	6,09816559	
	Apr	2.215	3,5046729	
	May	2.408	8,71331828	
	Jun	2.504	3,98671096	
	Jul	2.505	0,0399361	
	Aug	2.899	15,7285429	
	Sep	3.034	4,6567782	
	Oct	2.659	-12,359921	
	Nov	3.083	15,9458443	
	Dec	3.439	11,5471943	

HARGA SAHAM DAN RETURN SAHAM INDIVIDUAL

PERIODE 2012-2019

9

BBTN

Tahun	Bulan	Adj. Close	Monthly Return	Annual Return (%)
2018	Jan	3.526	2,52980518	-21,748914
	Feb	3.603	2,18377765	
	Mar	3.661	1,60976964	
	Apr	2.996	-18,164436	
	May	2.984	-0,400534	
	Jun	2.397	-19,671582	
	Jul	2.309	-3,6712557	
	Aug	2.690	16,5006496	
	Sep	2.573	-4,3494424	
	Oct	2.074	-19,393704	
	Nov	2.612	25,9402122	
	Dec	2.485	-4,8621746	

9

BBTN

Tahun	Bulan	Adj. Close	Monthly Return	Annual Return (%)
2019	Jan	2.680	7,84708249	-11,673037
	Feb	2.377	-11,30597	
	Mar	2.397	0,84139672	
	Apr	2.475	3,25406758	
	May	2.416	-2,3838384	
	Jun	2.460	1,82119205	
	Jul	2.461	0,04065041	
	Aug	2.000	-18,732223	
	Sep	1.960	-2	
	Okt	1.860	-5,1020408	
	Nov	2.130	14,516129	
	Dec	2.120	-0,4694836	

HARGA SAHAM DAN RETURN SAHAM INDIVIDUAL

PERIODE 2012-2019

10

BDMN

Tahun	Bulan	Adj. Close	Monthly Return	Annual Return (%)
2012	Jan	3.735	#REF!	26,8921437
	Feb	3.694	-1,0977242	
	Mar	3.797	2,78830536	
	Apr	4.623	21,7540163	
	May	4.450	-3,7421588	
	Jun	5.037	13,1910112	
	Jul	5.079	0,83382966	
	Aug	5.037	-0,8269344	
	Sep	5.247	4,1691483	
	Oct	5.121	-2,4013722	
	Nov	4.533	-11,482132	
	Dec	4.701	3,70615486	

10

BDMN

Tahun	Bulan	Adj. Close	Monthly Return	Annual Return (%)
2013	Jan	5.121	8,9342693	-31,429086
	Feb	5.289	3,28060926	
	Mar	5.415	2,38230289	
	Apr	5.415	0	
	May	4.827	-10,858726	
	Jun	5.021	4,01905946	
	Jul	4.463	-11,113324	
	Aug	3.476	-22,115169	
	Sep	3.412	-1,8411968	
	Oct	3.691	8,17702227	
	Nov	3.261	-11,649959	
	Dec	3.240	-0,6439742	

HARGA SAHAM DAN RETURN SAHAM INDIVIDUAL

PERIODE 2012-2019

10

BDMN

Tahun	Bulan	Adj. Close	Monthly Return	Annual Return (%)
2014	Jan	3.725	14,9691358	23,6027528
	Feb	3.502	-5,9865772	
	Mar	3.733	6,59623073	
	Apr	3.510	-5,9737477	
	May	3.570	1,70940171	
	Jun	3.557	-0,3641457	
	Jul	3.412	-4,0764689	
	Aug	3.319	-2,7256741	
	Sep	3.457	4,15787888	
	Oct	3.731	7,92594735	
	Nov	3.718	-0,3484321	
	Dec	4.005	7,71920387	

10

BDMN

Tahun	Bulan	Adj. Close	Monthly Return	Annual Return (%)
2015	Jan	3.895	-2,7465668	-24,310714
	Feb	4.249	9,0885751	
	Mar	4.537	6,77806543	
	Apr	3.514	-22,547939	
	May	3.976	13,1474104	
	Jun	3.868	-2,7162978	
	Jul	3.778	-2,3267839	
	Aug	3.180	-15,828481	
	Sep	2.604	-18,113208	
	Oct	2.482	-4,6850998	
	Nov	2.541	2,37711523	
	Dec	2.878	13,2624951	

HARGA SAHAM DAN RETURN SAHAM INDIVIDUAL

PERIODE 2012-2019

10

BDMN

Tahun	Bulan	Adj. Close	Monthly Return	Annual Return (%)
2016	Jan	3.652	26,8936762	25,8503153
	Feb	3.620	-0,8762322	
	Mar	3.418	-5,5801105	
	Apr	2.959	-13,428906	
	May	2.950	-0,3041568	
	Jun	3.268	10,779661	
	Jul	3.231	-1,1321909	
	Aug	3.766	16,5583411	
	Sep	3.738	-0,7434944	
	Oct	3.563	-4,6816479	
	Nov	3.000	-15,801291	
	Dec	3.425	14,1666667	

10

BDMN

Tahun	Bulan	Adj. Close	Monthly Return	Annual Return (%)
2017	Jan	3.840	12,1167883	76,9574858
	Feb	4.569	18,984375	
	Mar	4.339	-5,0339243	
	Apr	4.486	3,38787739	
	May	5.035	12,238074	
	Jun	4.939	-1,9066534	
	Jul	5.493	11,2168455	
	Aug	5.252	-4,3874021	
	Sep	5.011	-4,5887281	
	Oct	4.915	-1,9157853	
	Nov	4.842	-1,4852492	
	Dec	6.698	38,3312681	

HARGA SAHAM DAN RETURN SAHAM INDIVIDUAL

PERIODE 2012-2019

10

BDMN

Tahun	Bulan	Adj. Close	Monthly Return	Annual Return (%)
2018	Jan	6.890	2,86652732	13,1445653
	Feb	6.360	-7,6923077	
	Mar	6.625	4,166666667	
	Apr	6.548	-1,1622642	
	May	5.736	-12,400733	
	Jun	6.277	9,43165969	
	Jul	6.474	3,13844193	
	Aug	6.696	3,42910102	
	Sep	7.090	5,88410992	
	Oct	7.311	3,11706629	
	Nov	7.311	0	
	Dec	7.484	2,36629736	

10

BDMN

Tahun	Bulan	Adj. Close	Monthly Return	Annual Return (%)
2019	Jan	8.961	19,7354356	-43,063374
	Feb	8.395	-6,3162593	
	Mar	9.035	7,62358547	
	Apr	8.715	-3,541782	
	May	4.630	-46,873207	
	Jun	4.800	3,67170626	
	Jul	5.075	5,72916667	
	Aug	4.810	-5,2216749	
	Sep	4.750	-1,2474012	
	Okt	4.200	-11,578947	
	Nov	3.680	-12,380952	
	Dec	3.950	7,33695652	

HARGA SAHAM DAN RETURN SAHAM INDIVIDUAL

PERIODE 2012-2019

11

BHIT

Tahun	Bulan	Adj. Close	Monthly Return	Annual Return (%)
2012	Jan	258	#REF!	78,7538348
	Feb	263	1,9379845	
	Mar	349	32,6996198	
	Apr	440	26,0744986	
	May	402	-8,6363636	
	Jun	383	-4,7263682	
	Jul	387	1,04438642	
	Aug	368	-4,9095607	
	Sep	477	29,6195652	
	Oct	530	11,11111111	
	Nov	531	0,18867925	
	Dec	501	-5,6497175	

11

BHIT

Tahun	Bulan	Adj. Close	Monthly Return	Annual Return (%)
2013	Jan	477	-4,7904192	-36,378155
	Feb	492	3,14465409	
	Mar	482	-2,0325203	
	Apr	472	-2,0746888	
	May	521	10,3813559	
	Jun	463	-11,132438	
	Jul	424	-8,4233261	
	Aug	332	-21,698113	
	Sep	337	1,5060241	
	Oct	342	1,48367953	
	Nov	322	-5,8479532	
	Dec	332	3,10559006	

HARGA SAHAM DAN RETURN SAHAM INDIVIDUAL

PERIODE 2012-2019

11

BHIT

Tahun	Bulan	Adj. Close	Monthly Return	Annual Return (%)
2014	Jan	293	-11,746988	-12,471281
	Feb	317	8,19112628	
	Mar	335	5,67823344	
	Apr	300	-10,447761	
	May	312	4	
	Jun	313	0,32051282	
	Jul	359	14,6964856	
	Aug	368	2,50696379	
	Sep	340	-7,6086957	
	Oct	327	-3,8235294	
	Nov	298	-8,8685015	
	Dec	282	-5,3691275	

11

BHIT

Tahun	Bulan	Adj. Close	Monthly Return	Annual Return (%)
2015	Jan	277	-1,7730496	-26,939815
	Feb	335	20,9386282	
	Mar	295	-11,940299	
	Apr	265	-10,169492	
	May	205	-22,641509	
	Jun	265	29,2682927	
	Jul	286	7,9245283	
	Aug	259	-9,4405594	
	Sep	199	-23,166023	
	Oct	209	5,02512563	
	Nov	146	-30,143541	
	Dec	174	19,1780822	

HARGA SAHAM DAN RETURN SAHAM INDIVIDUAL

PERIODE 2012-2019

11

BHIT

Tahun	Bulan	Adj. Close	Monthly Return	Annual Return (%)
2016	Jan	130	-25,287356	-14,855798
	Feb	131	0,76923077	
	Mar	178	35,8778626	
	Apr	169	-5,0561798	
	May	162	-4,1420118	
	Jun	166	2,4691358	
	Jul	170	2,40963855	
	Aug	149	-12,352941	
	Sep	145	-2,6845638	
	Oct	138	-4,8275862	
	Nov	142	2,89855072	
	Dec	135	-4,9295775	

11

BHIT

Tahun	Bulan	Adj. Close	Monthly Return	Annual Return (%)
2017	Jan	141	4,44444444	-37,872517
	Feb	132	-6,3829787	
	Mar	127	-3,7878788	
	Apr	120	-5,511811	
	May	132	10	
	Jun	118	-10,606061	
	Jul	109	-7,6271186	
	Aug	99	-9,1743119	
	Sep	100	1,01010101	
	Oct	98	-2	
	Nov	97	-1,0204082	
	Dec	90	-7,2164948	

HARGA SAHAM DAN RETURN SAHAM INDIVIDUAL

PERIODE 2012-2019

11

BHIT

Tahun	Bulan	Adj. Close	Monthly Return	Annual Return (%)
2018	Jan	121	34,44444444	-32,878052
	Feb	122	0,82644628	
	Mar	113	-7,3770492	
	Apr	103	-8,8495575	
	May	112	8,73786408	
	Jun	103	-8,0357143	
	Jul	103	0	
	Aug	106	2,91262136	
	Sep	87	-17,924528	
	Oct	77	-11,494253	
	Nov	63	-18,181818	
	Dec	58	-7,9365079	

11

BHIT

Tahun	Bulan	Adj. Close	Monthly Return	Annual Return (%)
2019	Jan	78	34,4827586	18,2438957
	Feb	91	16,6666667	
	Mar	83	-8,7912088	
	Apr	82	-1,2048193	
	May	77	-6,097561	
	Jun	80	3,8961039	
	Jul	78	-2,5	
	Aug	74	-5,1282051	
	Sep	71	-4,0540541	
	Okt	73	2,81690141	
	Nov	62	-15,068493	
	Dec	64	3,22580645	

HARGA SAHAM DAN RETURN SAHAM INDIVIDUAL

PERIODE 2012-2019

12

BJBR

Tahun	Bulan	Adj. Close	Monthly Return	Annual Return (%)
2012	Jan	636	#REF!	9,16427552
	Feb	698	9,74842767	
	Mar	685	-1,8624642	
	Apr	636	-7,1532847	
	May	593	-6,7610063	
	Jun	600	1,18043845	
	Jul	613	2,16666667	
	Aug	639	4,24143556	
	Sep	717	12,2065728	
	Oct	717	0	
	Nov	684	-4,6025105	
	Dec	684	0	

12

BJBR

Tahun	Bulan	Adj. Close	Monthly Return	Annual Return (%)
2013	Jan	782	14,3274854	-3,3102092
	Feb	795	1,66240409	
	Mar	841	5,78616352	
	Apr	795	-5,469679	
	May	840	5,66037736	
	Jun	812	-3,33333333	
	Jul	729	-10,221675	
	Aug	537	-26,337449	
	Sep	619	15,2700186	
	Oct	626	1,13085622	
	Nov	578	-7,6677316	
	Dec	612	5,88235294	

HARGA SAHAM DAN RETURN SAHAM INDIVIDUAL

PERIODE 2012-2019

12

BJBR

Tahun	Bulan	Adj. Close	Monthly Return	Annual Return (%)
2014	Jan	630	2,94117647	-10,350567
	Feb	698	10,7936508	
	Mar	719	3,00859599	
	Apr	664	-7,6495132	
	May	639	-3,7650602	
	Jun	609	-4,6948357	
	Jul	613	0,65681445	
	Aug	642	4,73083197	
	Sep	587	-8,5669782	
	Oct	557	-5,1107325	
	Nov	591	6,10412926	
	Dec	539	-8,7986464	

12

BJBR

Tahun	Bulan	Adj. Close	Monthly Return	Annual Return (%)
2015	Jan	609	12,987013	19,6096928
	Feb	724	18,8834154	
	Mar	739	2,0718232	
	Apr	646	-12,584574	
	May	710	9,90712074	
	Jun	654	-7,8873239	
	Jul	642	-1,8348624	
	Aug	542	-15,576324	
	Sep	490	-9,5940959	
	Oct	602	22,8571429	
	Nov	566	-5,9800664	
	Dec	602	6,36042403	

HARGA SAHAM DAN RETURN SAHAM INDIVIDUAL

PERIODE 2012-2019

12

BJBR

Tahun	Bulan	Adj. Close	Monthly Return	Annual Return (%)
2016	Jan	694	15,282392	210,935427
	Feb	734	5,76368876	
	Mar	770	4,90463215	
	Apr	750	-2,5974026	
	May	827	10,2666667	
	Jun	984	18,9842805	
	Jul	1.247	26,7276423	
	Aug	1.409	12,9911788	
	Sep	1.410	0,07097232	
	Oct	1.391	-1,3475177	
	Nov	1.317	-5,3199137	
	Dec	2.966	125,208808	

12

BJBR

Tahun	Bulan	Adj. Close	Monthly Return	Annual Return (%)
2017	Jan	2.012	-32,164531	-17,312526
	Feb	2.012	0	
	Mar	1.767	-12,176938	
	Apr	1.759	-0,4527448	
	May	2.151	22,2853894	
	Jun	2.023	-5,9507206	
	Jul	1.895	-6,3272368	
	Aug	2.343	23,6411609	
	Sep	2.380	1,579172	
	Oct	2.242	-5,7983193	
	Nov	2.279	1,65031222	
	Dec	2.197	-3,5980693	

HARGA SAHAM DAN RETURN SAHAM INDIVIDUAL

PERIODE 2012-2019

12

BJBR

Tahun	Bulan	Adj. Close	Monthly Return	Annual Return (%)
2018	Jan	2.114	-3,7778789	-9,3568273
	Feb	2.078	-1,7029328	
	Mar	1.885	-9,2877767	
	Apr	1.962	4,08488064	
	May	1.952	-0,509684	
	Jun	1.990	1,94672131	
	Jul	1.962	-1,4070352	
	Aug	1.838	-6,3200815	
	Sep	1.933	5,16866159	
	Oct	1.705	-11,795137	
	Nov	1.914	12,2580645	
	Dec	1.952	1,98537095	

12

BJBR

Tahun	Bulan	Adj. Close	Monthly Return	Annual Return (%)
2019	Jan	2.219	13,6782787	-39,141618
	Feb	1.952	-12,032447	
	Mar	1.914	-1,9467213	
	Apr	1.933	0,99268548	
	May	1.519	-21,417486	
	Jun	1.690	11,2574062	
	Jul	1.590	-5,9171598	
	Aug	1.585	-0,3144654	
	Sep	1.570	-0,9463722	
	Okt	1.810	15,2866242	
	Nov	1.570	-13,259669	
	Dec	1.185	-24,522293	

HARGA SAHAM DAN RETURN SAHAM INDIVIDUAL

PERIODE 2012-2019

13

BKSL

Tahun	Bulan	Adj. Close	Monthly Return	Annual Return (%)
2012	Jan	244	#REF!	-17,417874
	Feb	239	-2,0491803	
	Mar	249	4,18410042	
	Apr	313	25,7028112	
	May	249	-20,447284	
	Jun	229	-8,0321285	
	Jul	219	-4,3668122	
	Aug	190	-13,242009	
	Sep	209	10	
	Oct	192	-8,1339713	
	Nov	189	-1,5625	
	Dec	190	0,52910053	

13

BKSL

Tahun	Bulan	Adj. Close	Monthly Return	Annual Return (%)
2013	Jan	254	33,6842105	-5,2909343
	Feb	294	15,7480315	
	Mar	308	4,76190476	
	Apr	284	-7,7922078	
	May	303	6,69014085	
	Jun	244	-19,471947	
	Jul	249	2,04918033	
	Aug	194	-22,088353	
	Sep	204	5,15463918	
	Oct	214	4,90196078	
	Nov	172	-19,626168	
	Dec	156	-9,3023256	

HARGA SAHAM DAN RETURN SAHAM INDIVIDUAL

PERIODE 2012-2019

13

BKSL

Tahun	Bulan	Adj. Close	Monthly Return	Annual Return (%)
2014	Jan	154	-1,2820513	-27,711944
	Feb	169	9,74025974	
	Mar	180	6,50887574	
	Apr	171	-5	
	May	146	-14,619883	
	Jun	105	-28,082192	
	Jul	118	12,3809524	
	Aug	118	0	
	Sep	100	-15,254237	
	Oct	88	-12	
	Nov	114	29,5454545	
	Dec	103	-9,6491228	

13

BKSL

Tahun	Bulan	Adj. Close	Monthly Return	Annual Return (%)
2015	Jan	114	10,6796117	-39,689895
	Feb	144	26,3157895	
	Mar	120	-16,6666667	
	Apr	96	-20	
	May	98	2,083333333	
	Jun	95	-3,0612245	
	Jul	86	-9,4736842	
	Aug	60	-30,232558	
	Sep	74	23,33333333	
	Oct	74	0	
	Nov	62	-16,216216	
	Dec	58	-6,4516129	

HARGA SAHAM DAN RETURN SAHAM INDIVIDUAL

PERIODE 2012-2019

13

BKSL

Tahun	Bulan	Adj. Close	Monthly Return	Annual Return (%)
2016	Jan	56	-3,4482759	50,1559362
	Feb	57	1,78571429	
	Mar	70	22,8070175	
	Apr	80	14,2857143	
	May	85	6,25	
	Jun	88	3,52941176	
	Jul	93	5,68181818	
	Aug	97	4,30107527	
	Sep	93	-4,1237113	
	Oct	91	-2,1505376	
	Nov	95	4,3956044	
	Dec	92	-3,1578947	

13

BKSL

Tahun	Bulan	Adj. Close	Monthly Return	Annual Return (%)
2017	Jan	90	-2,173913	55,2320757
	Feb	97	7,77777778	
	Mar	96	-1,0309278	
	Apr	88	-8,33333333	
	May	75	-14,772727	
	Jun	74	-1,33333333	
	Jul	92	24,3243243	
	Aug	150	63,0434783	
	Sep	149	-0,66666667	
	Oct	143	-4,0268456	
	Nov	156	9,09090909	
	Dec	130	-16,6666667	

HARGA SAHAM DAN RETURN SAHAM INDIVIDUAL

PERIODE 2012-2019

13

BKSL

Tahun	Bulan	Adj. Close	Monthly Return	Annual Return (%)
2018	Jan	147	13,0769231	0,75998804
	Feb	206	40,1360544	
	Mar	188	-8,7378641	
	Apr	187	-0,5319149	
	May	141	-24,59893	
	Jun	110	-21,985816	
	Jul	126	14,5454545	
	Aug	123	-2,3809524	
	Sep	111	-9,7560976	
	Oct	95	-14,414414	
	Nov	113	18,9473684	
	Dec	109	-3,539823	

13

BKSL

Tahun	Bulan	Adj. Close	Monthly Return	Annual Return (%)
2018	Jan	147	13,0769231	0,75998804
	Feb	206	40,1360544	
	Mar	188	-8,7378641	
	Apr	187	-0,5319149	
	May	141	-24,59893	
	Jun	110	-21,985816	
	Jul	126	14,5454545	
	Aug	123	-2,3809524	
	Sep	111	-9,7560976	
	Oct	95	-14,414414	
	Nov	113	18,9473684	
	Dec	109	-3,539823	

HARGA SAHAM DAN RETURN SAHAM INDIVIDUAL

PERIODE 2012-2019

14

BMRI

Tahun	Bulan	Adj. Close	Monthly Return	Annual Return (%)
2012	Jan	2395	#REF!	20,7916587
	Feb	2306	-3,7160752	
	Mar	2449	6,20121422	
	Apr	2645	8,00326664	
	May	2467	-6,7296786	
	Jun	2652	7,49898662	
	Jul	3057	15,2714932	
	Aug	2873	-6,0189728	
	Sep	3020	5,11660285	
	Oct	3038	0,59602649	
	Nov	3038	0	
	Dec	2873	-5,4312047	

14

BMRI

Tahun	Bulan	Adj. Close	Monthly Return	Annual Return (%)
2013	Jan	3333	16,0111382	10,7161883
	Feb	3702	11,0711071	
	Mar	3683	-0,5132361	
	Apr	3867	4,99592723	
	May	3712	-4,0082751	
	Jun	3444	-7,2198276	
	Jul	3405	-1,1324042	
	Aug	2717	-20,20558	
	Sep	3042	11,9617225	
	Oct	3291	8,18540434	
	Nov	2927	-11,060468	
	Dec	3004	2,63067988	

HARGA SAHAM DAN RETURN SAHAM INDIVIDUAL

PERIODE 2012-2019

14

BMRI

Tahun	Bulan	Adj. Close	Monthly Return	Annual Return (%)
2014	Jan	3329	10,8189081	38,2403451
	Feb	3482	4,59597477	
	Mar	3616	3,84836301	
	Apr	3953	9,31969027	
	May	4093	3,54161396	
	Jun	3912	-4,4221842	
	Jul	4124	5,4192229	
	Aug	4174	1,21241513	
	Sep	4053	-2,8988979	
	Oct	4164	2,73871207	
	Nov	4234	1,68107589	
	Dec	4335	2,38545111	

14

BMRI

Tahun	Bulan	Adj. Close	Monthly Return	Annual Return (%)
2015	Jan	4425	2,07612457	42,0078075
	Feb	4828	9,10734463	
	Mar	5019	3,95608948	
	Apr	4482	-10,699342	
	May	4492	0,22311468	
	Jun	4190	-6,7230632	
	Jul	3971	-5,2267303	
	Aug	7504	88,9700327	
	Sep	3304	-55,970149	
	Oct	3627	9,77602906	
	Nov	3543	-2,3159636	
	Dec	3856	8,8343212	

HARGA SAHAM DAN RETURN SAHAM INDIVIDUAL

PERIODE 2012-2019

14

BMRI

Tahun	Bulan	Adj. Close	Monthly Return	Annual Return (%)
2016	Jan	4002	3,78630705	30,0811781
	Feb	3981	-0,5247376	
	Mar	4294	7,86234614	
	Apr	4240	-1,2575687	
	May	3966	-6,4622642	
	Jun	4185	5,52193646	
	Jul	4438	6,04540024	
	Aug	4933	11,1536728	
	Sep	4922	-0,222988	
	Oct	5042	2,43803332	
	Nov	4614	-8,488695	
	Dec	5086	10,2297356	

14

BMRI

Tahun	Bulan	Adj. Close	Monthly Return	Annual Return (%)
2017	Jan	4790	-5,8198978	44,4501467
	Feb	4965	3,65344468	
	Mar	5141	3,5448137	
	Apr	5384	4,72670687	
	May	5798	7,68945022	
	Jun	5268	-9,1410831	
	Jul	6282	19,2482916	
	Aug	6029	-4,0273798	
	Sep	6190	2,67042627	
	Oct	6489	4,83037157	
	Nov	6811	4,9622438	
	Dec	7636	12,1127588	

HARGA SAHAM DAN RETURN SAHAM INDIVIDUAL

PERIODE 2012-2019

14

BMRI

Tahun	Bulan	Adj. Close	Monthly Return	Annual Return (%)
2018	Jan	7501	-1,7679413	-5,8005669
	Feb	7639	1,8397547	
	Mar	7064	-7,5271632	
	Apr	6901	-2,3074745	
	May	6829	-1,0433271	
	Jun	6635	-2,8408259	
	Jul	6441	-2,9238885	
	Aug	6683	3,75718056	
	Sep	6514	-2,5288044	
	Oct	6635	1,85753761	
	Nov	7168	8,0331575	
	Dec	7143	-0,3487723	

14

BMRI

Tahun	Bulan	Adj. Close	Monthly Return	Annual Return (%)
2019	Jan	7216	1,02197956	8,75438632
	Feb	6901	-4,3652993	
	Mar	7240	4,91233155	
	Apr	7483	3,35635359	
	May	7434	-0,6548176	
	Jun	8025	7,94995964	
	Jul	7975	-0,623053	
	Aug	7250	-9,0909091	
	Sep	6975	-3,7931034	
	Oct	7025	0,71684588	
	Nov	6975	-0,71117438	
	Dec	7675	10,0358423	

HARGA SAHAM DAN RETURN SAHAM INDIVIDUAL

PERIODE 2012-2019

15

BMTR

Tahun	Bulan	Adj. Close	Monthly Return	Annual Return (%)
2012	Jan	1027	#REF!	85,4596363
	Feb	1166	13,5345667	
	Mar	1481	27,0154374	
	Apr	1536	3,71370695	
	May	1259	-18,033854	
	Jun	1407	11,7553614	
	Jul	1620	15,1385928	
	Aug	1633	0,80246914	
	Sep	1913	17,1463564	
	Oct	2123	10,9775222	
	Nov	2239	5,46396609	
	Dec	2193	-2,0544886	

15

BMTR

Tahun	Bulan	Adj. Close	Monthly Return	Annual Return (%)
2013	Jan	2029	-7,4783402	9,42419769
	Feb	2146	5,76638738	
	Mar	2169	1,07176142	
	Apr	2029	-6,4545874	
	May	2426	19,5662888	
	Jun	2006	-17,312448	
	Jul	2146	6,97906281	
	Aug	1633	-23,904939	
	Sep	1801	10,2878138	
	Oct	1806	0,27762354	
	Nov	2844	57,4750831	
	Dec	1796	-36,849508	

HARGA SAHAM DAN RETURN SAHAM INDIVIDUAL

PERIODE 2012-2019

15

BMTR

Tahun	Bulan	Adj. Close	Monthly Return	Annual Return (%)
2014	Jan	1749	-2,6169265	-22,25916
	Feb	2066	18,1246427	
	Mar	2222	7,55082285	
	Apr	2071	-6,7956796	
	May	1938	-6,4220183	
	Jun	2009	3,66357069	
	Jul	1815	-9,6565455	
	Aug	1830	0,82644628	
	Sep	1839	0,49180328	
	Oct	1853	0,76128331	
	Nov	1539	-16,945494	
	Dec	1366	-11,241066	

15

BMTR

Tahun	Bulan	Adj. Close	Monthly Return	Annual Return (%)
2015	Jan	1778	30,1610542	-8,9481461
	Feb	1932	8,66141732	
	Mar	1678	-13,146998	
	Apr	1486	-11,442193	
	May	1236	-16,823688	
	Jun	1143	-7,5242718	
	Jul	1217	6,47419073	
	Aug	1153	-5,2588332	
	Sep	918	-20,381613	
	Oct	850	-7,4074074	
	Nov	816	-4	
	Dec	1075	31,7401961	

HARGA SAHAM DAN RETURN SAHAM INDIVIDUAL

PERIODE 2012-2019

15

BMTR

Tahun	Bulan	Adj. Close	Monthly Return	Annual Return (%)
2016	Jan	782	-27,255814	-38,675772
	Feb	855	9,33503836	
	Mar	1178	37,7777778	
	Apr	1134	-3,7351443	
	May	972	-14,285714	
	Jun	967	-0,5144033	
	Jul	1011	4,55015512	
	Aug	873	-13,649852	
	Sep	873	0	
	Oct	834	-4,467354	
	Nov	579	-30,57554	
	Dec	603	4,14507772	

15

BMTR

Tahun	Bulan	Adj. Close	Monthly Return	Annual Return (%)
2017	Jan	589	-2,3217247	2,3097046
	Feb	530	-10,016978	
	Mar	510	-3,7735849	
	Apr	525	2,94117647	
	May	643	22,4761905	
	Jun	569	-11,508554	
	Jul	510	-10,369069	
	Aug	483	-5,2941176	
	Sep	559	15,7349896	
	Oct	579	3,57781753	
	Nov	579	0	
	Dec	584	0,86355786	

HARGA SAHAM DAN RETURN SAHAM INDIVIDUAL

PERIODE 2012-2019

15

BMTR

Tahun	Bulan	Adj. Close	Monthly Return	Annual Return (%)
2018	Jan	742	27,0547945	-73,18017
	Feb	599	-19,272237	
	Mar	529	-11,686144	
	Apr	574	8,50661626	
	May	515	-10,278746	
	Jun	549	6,60194175	
	Jul	445	-18,943534	
	Aug	432	-2,9213483	
	Sep	404	-6,4814815	
	Oct	328	-18,811881	
	Nov	318	-3,0487805	
	Dec	242	-23,899371	

15

BMTR

Tahun	Bulan	Adj. Close	Monthly Return	Annual Return (%)
2019	Jan	368	52,0661157	51,9543262
	Feb	396	7,60869565	
	Mar	348	-12,121212	
	Apr	402	15,5172414	
	May	412	2,48756219	
	Jun	374	-9,223301	
	Jul	388	3,74331551	
	Aug	338	-12,886598	
	Sep	340	0,59171598	
	Oct	374	10	
	Nov	322	-13,903743	
	Dec	348	8,07453416	

HARGA SAHAM DAN RETURN SAHAM INDIVIDUAL

PERIODE 2012-2019

16

BRPT

Tahun	Bulan	Adj. Close	Monthly Return	Annual Return (%)
2012	Jan	70	#REF!	-54,298654
	Feb	66	-5,7142857	
	Mar	72	9,09090909	
	Apr	64	-11,111111	
	May	52	-18,75	
	Jun	45	-13,461538	
	Jul	47	4,44444444	
	Aug	41	-12,765957	
	Sep	44	7,31707317	
	Oct	45	2,27272727	
	Nov	34	-24,444444	
	Dec	37	8,82352941	

16

BRPT

Tahun	Bulan	Adj. Close	Monthly Return	Annual Return (%)
2013	Jan	36	-2,7027027	5,15435235
	Feb	36	0	
	Mar	39	8,33333333	
	Apr	36	-7,6923077	
	May	35	-2,7777778	
	Jun	35	0	
	Jul	38	8,57142857	
	Aug	38	0	
	Sep	48	26,3157895	
	Oct	43	-10,416667	
	Nov	40	-6,9767442	
	Dec	37	-7,5	

HARGA SAHAM DAN RETURN SAHAM INDIVIDUAL

PERIODE 2012-2019

16

BRPT

Tahun	Bulan	Adj. Close	Monthly Return	Annual Return (%)
2014	Jan	33	-10,810811	-28,669581
	Feb	32	-3,030303	
	Mar	31	-3,125	
	Apr	28	-9,6774194	
	May	27	-3,5714286	
	Jun	27	0	
	Jul	26	-3,7037037	
	Aug	25	-3,8461538	
	Sep	24	-4	
	Oct	24	0	
	Nov	28	16,6666667	
	Dec	27	-3,5714286	

16

BRPT

Tahun	Bulan	Adj. Close	Monthly Return	Annual Return (%)
2015	Jan	28	3,7037037	-78,880545
	Feb	26	-7,1428571	
	Mar	25	-3,8461538	
	Apr	24	-4	
	May	25	4,16666667	
	Jun	22	-12	
	Jul	20	-9,0909091	
	Aug	14	-30	
	Sep	11	-21,428571	
	Oct	12	9,09090909	
	Nov	11	-8,33333333	
	Dec	11	0	

HARGA SAHAM DAN RETURN SAHAM INDIVIDUAL

PERIODE 2012-2019

16

BRPT

Tahun	Bulan	Adj. Close	Monthly Return	Annual Return (%)
2016	Jan	19	72,7272727	323,061056
	Feb	35	84,2105263	
	Mar	42	20	
	Apr	47	11,9047619	
	May	43	-8,5106383	
	Jun	44	2,3255814	
	Jul	58	31,8181818	
	Aug	98	68,9655172	
	Sep	89	-9,1836735	
	Oct	129	44,9438202	
	Nov	143	10,8527132	
	Dec	133	-6,993007	

16

BRPT

Tahun	Bulan	Adj. Close	Monthly Return	Annual Return (%)
2017	Jan	164	23,3082707	125,645195
	Feb	202	23,1707317	
	Mar	264	30,6930693	
	Apr	287	8,71212121	
	May	294	2,43902439	
	Jun	267	-9,1836735	
	Jul	304	13,8576779	
	Aug	360	18,4210526	
	Sep	364	1,111111111	
	Oct	368	1,0989011	
	Nov	414	12,5	
	Dec	412	-0,4830918	

HARGA SAHAM DAN RETURN SAHAM INDIVIDUAL

PERIODE 2012-2019

16

BRPT

Tahun	Bulan	Adj. Close	Monthly Return	Annual Return (%)
2018	Jan	482	16,9902913	17,1495606
	Feb	478	-0,8298755	
	Mar	421	-11,924686	
	Apr	451	7,12589074	
	May	387	-14,190687	
	Jun	361	-6,7183463	
	Jul	351	-2,7700831	
	Aug	331	-5,6980057	
	Sep	355	7,25075529	
	Oct	362	1,97183099	
	Nov	408	12,7071823	
	Dec	462	13,2352941	

16

BRPT

Tahun	Bulan	Adj. Close	Monthly Return	Annual Return (%)
2019	Jan	552	19,4805195	136,238822
	Feb	600	8,69565217	
	Mar	712	18,66666667	
	Apr	806	13,2022472	
	May	660	-18,114144	
	Jun	642	-2,7272727	
	Jul	776	20,8722741	
	Aug	905	16,6237113	
	Sep	990	9,39226519	
	Oct	950	-4,040404	
	Nov	1360	43,1578947	
	Dec	1510	11,0294118	

HARGA SAHAM DAN RETURN SAHAM INDIVIDUAL

PERIODE 2012-2019

17

BSDE

Tahun	Bulan	Adj. Close	Monthly Return	Annual Return (%)
2012	Jan	1009	#REF!	11,1698007
	Feb	1105	9,51437066	
	Mar	1239	12,1266968	
	Apr	1374	10,8958838	
	May	1153	-16,084425	
	Jun	1134	-1,6478751	
	Jul	1105	-2,5573192	
	Aug	969	-12,307692	
	Sep	1095	13,003096	
	Oct	1201	9,6803653	
	Nov	1173	-2,3313905	
	Dec	1066	-9,1219096	

17

BSDE

Tahun	Bulan	Adj. Close	Monthly Return	Annual Return (%)
2013	Jan	1356	27,2045028	30,6532655
	Feb	1550	14,3067847	
	Mar	1696	9,41935484	
	Apr	1676	-1,1792453	
	May	2132	27,2076372	
	Jun	1744	-18,198874	
	Jul	1544	-11,46789	
	Aug	1280	-17,098446	
	Sep	1407	9,921875	
	Oct	1534	9,02629709	
	Nov	1319	-14,015645	
	Dec	1260	-4,4730857	

HARGA SAHAM DAN RETURN SAHAM INDIVIDUAL

PERIODE 2012-2019

17

BSDE

Tahun	Bulan	Adj. Close	Monthly Return	Annual Return (%)
2014	Jan	1407	11,66666667	37,0867057
	Feb	1500	6,6098081	
	Mar	1598	6,533333333	
	Apr	1524	-4,6307885	
	May	1573	3,2152231	
	Jun	1451	-7,7558805	
	Jul	1564	7,7877326	
	Aug	1583	1,21483376	
	Sep	1524	-3,7271004	
	Oct	1583	3,87139108	
	Nov	1746	10,2969046	
	Dec	1781	2,0045819	

17

BSDE

Tahun	Bulan	Adj. Close	Monthly Return	Annual Return (%)
2015	Jan	1993	11,903425	6,36631937
	Feb	2190	9,88459609	
	Mar	2106	-3,8356164	
	Apr	1840	-12,630579	
	May	1879	2,11956522	
	Jun	1660	-11,655136	
	Jul	1780	7,22891566	
	Aug	1596	-10,337079	
	Sep	1397	-12,468672	
	Oct	1611	15,3185397	
	Nov	1675	3,97268777	
	Dec	1790	6,86567164	

HARGA SAHAM DAN RETURN SAHAM INDIVIDUAL

PERIODE 2012-2019

17

BSDE

Tahun	Bulan	Adj. Close	Monthly Return	Annual Return (%)
2016	Jan	1720	-3,9106145	2,22558806
	Feb	1675	-2,6162791	
	Mar	1824	8,89552239	
	Apr	1839	0,82236842	
	May	1819	-1,0875476	
	Jun	2104	15,6679494	
	Jul	2084	-0,9505703	
	Aug	2144	2,87907869	
	Sep	2193	2,28544776	
	Oct	2163	-1,3679891	
	Nov	1695	-21,636616	
	Dec	1750	3,24483776	

17

BSDE

Tahun	Bulan	Adj. Close	Monthly Return	Annual Return (%)
2017	Jan	1824	4,22857143	-2,3422916
	Feb	1824	0	
	Mar	1879	3,01535088	
	Apr	1785	-5,002661	
	May	1804	1,06442577	
	Jun	1824	1,10864745	
	Jul	1790	-1,8640351	
	Aug	1835	2,51396648	
	Sep	1770	-3,5422343	
	Oct	1720	-2,8248588	
	Nov	1650	-4,0697674	
	Dec	1700	3,03030303	

HARGA SAHAM DAN RETURN SAHAM INDIVIDUAL

PERIODE 2012-2019

17

BSDE

Tahun	Bulan	Adj. Close	Monthly Return	Annual Return (%)
2018	Jan	1820	7,05882353	-24,68338
	Feb	1935	6,31868132	
	Mar	1780	-8,0103359	
	Apr	1690	-5,0561798	
	May	1705	0,88757396	
	Jun	1565	-8,2111437	
	Jul	1350	-13,738019	
	Aug	1200	-11,111111	
	Sep	1155	-3,75	
	Oct	1100	-4,7619048	
	Nov	1350	22,7272727	
	Dec	1255	-7,037037	

17

BSDE

Tahun	Bulan	Adj. Close	Monthly Return	Annual Return (%)
2019	Jan	1330	5,97609562	2,56885221
	Feb	1355	1,87969925	
	Mar	1420	4,79704797	
	Apr	1435	1,05633803	
	May	1350	-5,9233449	
	Jun	1535	13,7037037	
	Jul	1420	-7,4918567	
	Aug	1350	-4,9295775	
	Sep	1390	2,96296296	
	Oct	1415	1,79856115	
	Nov	1250	-11,660777	
	Dec	1255	0,4	

HARGA SAHAM DAN RETURN SAHAM INDIVIDUAL

PERIODE 2012-2019

18

BUMI

Tahun	Bulan	Adj. Close	Monthly Return	Annual Return (%)
2012	Jan	2.491	#REF!	-117,74781
	Feb	2.417	-2,9706945	
	Mar	2.368	-2,0273066	
	Apr	1.998	-15,625	
	May	1.998	0	
	Jun	1.095	-45,195195	
	Jul	1.040	-5,0228311	
	Aug	700	-32,692308	
	Sep	730	4,28571429	
	Oct	660	-9,5890411	
	Nov	590	-10,606061	
	Dec	600	1,69491525	

18

BUMI

Tahun	Bulan	Adj. Close	Monthly Return	Annual Return (%)
2013	Jan	680	13,33333333	-51,710266
	Feb	820	20,5882353	
	Mar	690	-15,853659	
	Apr	670	-2,8985507	
	May	660	-1,4925373	
	Jun	550	-16,6666667	
	Jul	510	-7,2727273	
	Aug	410	-19,607843	
	Sep	455	10,9756098	
	Oct	455	0	
	Nov	290	-36,263736	
	Dec	300	3,44827586	

HARGA SAHAM DAN RETURN SAHAM INDIVIDUAL

PERIODE 2012-2019

18

BUMI

Tahun	Bulan	Adj. Close	Monthly Return	Annual Return (%)
2014	Jan	307	2,333333333	-112,11686
	Feb	325	5,86319218	
	Mar	269	-17,230769	
	Apr	204	-24,163569	
	May	200	-1,9607843	
	Jun	170	-15	
	Jul	189	11,1764706	
	Aug	195	3,17460317	
	Sep	190	-2,5641026	
	Oct	138	-27,368421	
	Nov	92	-33,3333333	
	Dec	80	-13,043478	

18

BUMI

Tahun	Bulan	Adj. Close	Monthly Return	Annual Return (%)
2015	Jan	101	26,25	-37,65391
	Feb	90	-10,891089	
	Mar	78	-13,3333333	
	Apr	80	2,56410256	
	May	78	-2,5	
	Jun	60	-23,076923	
	Jul	50	-16,6666667	
	Aug	50	0	
	Sep	50	0	
	Oct	50	0	
	Nov	50	0	
	Dec	50	0	

HARGA SAHAM DAN RETURN SAHAM INDIVIDUAL

PERIODE 2012-2019

18

BUMI

Tahun	Bulan	Adj. Close	Monthly Return	Annual Return (%)
2016	Jan	50	0	281,574507
	Feb	50	0	
	Mar	50	0	
	Apr	50	0	
	May	50	0	
	Jun	67	34	
	Jul	68	1,49253731	
	Aug	68	0	
	Sep	68	0	
	Oct	214	214,705882	
	Nov	290	35,5140187	
	Dec	278	-4,137931	

18

BUMI

Tahun	Bulan	Adj. Close	Monthly Return	Annual Return (%)
2017	Jan	498	79,1366906	47,1638249
	Feb	318	-36,144578	
	Mar	332	4,40251572	
	Apr	448	34,939759	
	May	384	-14,285714	
	Jun	340	-11,458333	
	Jul	342	0,58823529	
	Aug	228	-33,333333	
	Sep	199	-12,719298	
	Oct	260	30,6532663	
	Nov	300	15,3846154	
	Dec	270	-10	

HARGA SAHAM DAN RETURN SAHAM INDIVIDUAL

PERIODE 2012-2019

18

BUMI

Tahun	Bulan	Adj. Close	Monthly Return	Annual Return (%)
2018	Jan	324	20	-80,694135
	Feb	316	-2,4691358	
	Mar	286	-9,4936709	
	Apr	240	-16,083916	
	May	264	10	
	Jun	226	-14,393939	
	Jul	260	15,0442478	
	Aug	240	-7,6923077	
	Sep	216	-10	
	Oct	169	-21,759259	
	Nov	130	-23,076923	
	Dec	103	-20,769231	

18

BUMI

Tahun	Bulan	Adj. Close	Monthly Return	Annual Return (%)
2019	Jan	168	63,1067961	-22,833558
	Feb	150	-10,714286	
	Mar	123	-18	
	Apr	123	0	
	May	118	-4,0650407	
	Jun	119	0,84745763	
	Jul	108	-9,2436975	
	Aug	94	-12,962963	
	Sep	90	-4,2553191	
	Okt	85	-5,5555556	
	Nov	65	-23,529412	
	Dec	66	1,53846154	

HARGA SAHAM DAN RETURN SAHAM INDIVIDUAL

PERIODE 2012-2019

19

CPIN

Tahun	Bulan	Adj. Close	Monthly Return	Annual Return (%)
2012	Jan	2.243	#REF!	42,1855849
	Feb	2.400	6,99955417	
	Mar	2.467	2,79166667	
	Apr	2.467	0	
	May	2.355	-4,539927	
	Jun	3.073	30,4883227	
	Jul	2.918	-5,043931	
	Aug	2.462	-15,627142	
	Sep	2.758	12,0227457	
	Oct	2.849	3,29949239	
	Nov	3.123	9,61740962	
	Dec	3.191	2,17739353	

19

CPIN

Tahun	Bulan	Adj. Close	Monthly Return	Annual Return (%)
2013	Jan	3.533	10,7176434	5,68969953
	Feb	4.012	13,5578828	
	Mar	4.605	14,780658	
	Apr	4.605	0	
	May	4.513	-1,9978284	
	Jun	4.696	4,05495236	
	Jul	3.921	-16,503407	
	Aug	3.105	-20,811018	
	Sep	3.128	0,74074074	
	Oct	3.588	14,7058824	
	Nov	3.128	-12,820513	
	Dec	3.105	-0,7352941	

HARGA SAHAM DAN RETURN SAHAM INDIVIDUAL

PERIODE 2012-2019

19

CPIN

Tahun	Bulan	Adj. Close	Monthly Return	Annual Return (%)
2014	Jan	3.804	22,5120773	16,1262466
	Feb	3.896	2,41850683	
	Mar	3.675	-5,6724846	
	Apr	3.468	-5,6326531	
	May	3.473	0,14417532	
	Jun	3.468	-0,1439678	
	Jul	3.634	4,78662053	
	Aug	3.581	-1,458448	
	Sep	3.949	10,2764591	
	Oct	3.912	-0,9369461	
	Nov	3.828	-2,1472393	
	Dec	3.521	-8,0198537	

19

CPIN

Tahun	Bulan	Adj. Close	Monthly Return	Annual Return (%)
2015	Jan	3.684	4,62936666	-13,647935
	Feb	3.525	-4,3159609	
	Mar	3.302	-6,3262411	
	Apr	2.640	-20,048455	
	May	2.924	10,7575758	
	Jun	2.561	-12,414501	
	Jul	2.376	-7,2237407	
	Aug	1.514	-36,279461	
	Sep	1.875	23,8441215	
	Oct	2.343	24,96	
	Nov	2.967	26,6325224	
	Dec	2.437	-17,863161	

HARGA SAHAM DAN RETURN SAHAM INDIVIDUAL

PERIODE 2012-2019

19
CPIN

Tahun	Bulan	Adj. Close	Monthly Return	Annual Return (%)
2016	Jan	3.135	28,6417727	23,7416496
	Feb	3.168	1,05263158	
	Mar	3.365	6,21843434	
	Apr	3.482	3,4769688	
	May	3.281	-5,7725445	
	Jun	3.515	7,13197196	
	Jul	3.542	0,76813656	
	Aug	3.523	-0,5364201	
	Sep	3.305	-6,187908	
	Oct	3.494	5,71860817	
	Nov	2.975	-14,854035	
	Dec	2.918	-1,9159664	

19
CPIN

Tahun	Bulan	Adj. Close	Monthly Return	Annual Return (%)
2017	Jan	2.928	0,34270048	2,72872055
	Feb	2.928	0	
	Mar	3.022	3,21038251	
	Apr	3.013	-0,297816	
	May	2.994	-0,6306007	
	Jun	3.003	0,3006012	
	Jul	2.567	-14,518815	
	Aug	2.663	3,73977406	
	Sep	2.634	-1,0889974	
	Oct	3.173	20,4631739	
	Nov	2.807	-11,534825	
	Dec	2.884	2,74314214	

HARGA SAHAM DAN RETURN SAHAM INDIVIDUAL

PERIODE 2012-2019

19
CPIN

Tahun	Bulan	Adj. Close	Monthly Return	Annual Return (%)
2018	Jan	3.317	15,0138696	96,4788778
	Feb	3.307	-0,3014772	
	Mar	3.317	0,30238887	
	Apr	3.538	6,66264697	
	May	3.538	0	
	Jun	3.538	0	
	Jul	4.413	24,7314867	
	Aug	4.862	10,1744845	
	Sep	4.955	1,91279309	
	Oct	5.370	8,37537841	
	Nov	5.809	8,17504655	
	Dec	7.054	21,4322603	

19
CPIN

Tahun	Bulan	Adj. Close	Monthly Return	Annual Return (%)
2019	Jan	7.225	2,42415651	-1,9291248
	Feb	7.127	-1,3564014	
	Mar	6.224	-12,670128	
	Apr	5.150	-17,255784	
	May	4.784	-7,1067961	
	Jun	4.618	-3,4698997	
	Jul	5.375	16,3923777	
	Aug	5.025	-6,5116279	
	Sep	5.350	6,46766169	
	Okt	6.300	17,7570093	
	Nov	6.725	6,74603175	
	Dec	6.500	-3,3457249	

HARGA SAHAM DAN RETURN SAHAM INDIVIDUAL

PERIODE 2012-2019

20

ELTY

Tahun	Bulan	Adj. Close	Monthly Return	Annual Return (%)
2012	Jan	1.380	#REF!	-76,865305
	Feb	1.280	-7,2463768	
	Mar	1.280	0	
	Apr	1.170	-8,59375	
	May	1.150	-1,7094017	
	Jun	700	-39,130435	
	Jul	610	-12,857143	
	Aug	500	-18,032787	
	Sep	540	8	
	Oct	650	20,3703704	
	Nov	580	-10,769231	
	Dec	540	-6,8965517	

20

ELTY

Tahun	Bulan	Adj. Close	Monthly Return	Annual Return (%)
2013	Jan	540	0	-6,8144975
	Feb	590	9,25925926	
	Mar	560	-5,0847458	
	Apr	520	-7,1428571	
	May	500	-3,8461538	
	Jun	500	0	
	Jul	500	0	
	Aug	500	0	
	Sep	500	0	
	Oct	500	0	
	Nov	500	0	
	Dec	500	0	

HARGA SAHAM DAN RETURN SAHAM INDIVIDUAL

PERIODE 2012-2019

20
ELTY

Tahun	Bulan	Adj. Close	Monthly Return	Annual Return (%)
2014	Jan	500	0	0
	Feb	500	0	
	Mar	500	0	
	Apr	500	0	
	May	500	0	
	Jun	500	0	
	Jul	500	0	
	Aug	500	0	
	Sep	500	0	
	Oct	500	0	
	Nov	500	0	
	Dec	500	0	

20
ELTY

Tahun	Bulan	Adj. Close	Monthly Return	Annual Return (%)
2015	Jan	500	0	0
	Feb	500	0	
	Mar	500	0	
	Apr	500	0	
	May	500	0	
	Jun	500	0	
	Jul	500	0	
	Aug	500	0	
	Sep	500	0	
	Oct	500	0	
	Nov	500	0	
	Dec	500	0	

HARGA SAHAM DAN RETURN SAHAM INDIVIDUAL

PERIODE 2012-2019

20
ELTY

Tahun	Bulan	Adj. Close	Monthly Return	Annual Return (%)
2016	Jan	500	0	0
	Feb	500	0	
	Mar	500	0	
	Apr	500	0	
	May	500	0	
	Jun	500	0	
	Jul	500	0	
	Aug	500	0	
	Sep	500	0	
	Oct	500	0	
	Nov	500	0	
	Dec	500	0	

20
ELTY

Tahun	Bulan	Adj. Close	Monthly Return	Annual Return (%)
2017	Jan	690	38	10,4637681
	Feb	500	-27,536232	
	Mar	500	0	
	Apr	500	0	
	May	500	0	
	Jun	500	0	
	Jul	500	0	
	Aug	500	0	
	Sep	500	0	
	Oct	500	0	
	Nov	500	0	
	Dec	500	0	

HARGA SAHAM DAN RETURN SAHAM INDIVIDUAL

PERIODE 2012-2019

20

ELTY

Tahun	Bulan	Adj. Close	Monthly Return	Annual Return (%)
2018	Jan	500	0	-90
	Feb	500	0	
	Mar	500	0	
	Apr	500	0	
	May	500	0	
	Jun	50	-90	
	Jul	50	0	
	Aug	50	0	
	Sep	50	0	
	Oct	50	0	
	Nov	50	0	
	Dec	50	0	

20

ELTY

Tahun	Bulan	Adj. Close	Monthly Return	Annual Return (%)
2019	Jan	50	0	0
	Feb	50	0	
	Mar	50	0	
	Apr	50	0	
	May	50	0	
	Jun	50	0	
	Jul	50	0	
	Aug	50	0	
	Sep	50	0	
	Okt	50	0	
	Nov	50	0	
	Dec	50	0	

HARGA SAHAM DAN RETURN SAHAM INDIVIDUAL

PERIODE 2012-2019

21

ENRG

Tahun	Bulan	Adj. Close	Monthly Return	Annual Return (%)
2012	Jan	1.576	#REF!	-76,909291
	Feb	1.520	-3,5533	
	Mar	1.464	-3,68421	
	Apr	1.544	5,464481	
	May	1.168	-24,3523	
	Jun	1.144	-2,05479	
	Jul	960	-16,0839	
	Aug	736	-23,3333	
	Sep	720	-2,17391	
	Oct	728	1,111111	
	Nov	600	-17,5824	
	Dec	656	9,333333	

21

ENRG

Tahun	Bulan	Adj. Close	Monthly Return	Annual Return (%)
2013	Jan	744	13,41463	0,21554792
	Feb	832	11,82796	
	Mar	800	-3,84615	
	Apr	1.088	36	
	May	1.096	0,735294	
	Jun	952	-13,1387	
	Jul	840	-11,7647	
	Aug	616	-26,6667	
	Sep	688	11,68831	
	Oct	640	-6,97674	
	Nov	520	-18,75	
	Dec	560	7,692308	

HARGA SAHAM DAN RETURN SAHAM INDIVIDUAL

PERIODE 2012-2019

21

ENRG

Tahun	Bulan	Adj. Close	Monthly Return	Annual Return (%)
2014	Jan	568	1,428571	41,5169817
	Feb	728	28,16901	
	Mar	792	8,791209	
	Apr	752	-5,05051	
	May	760	1,06383	
	Jun	752	-1,05263	
	Jul	728	-3,19149	
	Aug	720	-1,0989	
	Sep	824	14,44444	
	Oct	904	9,708738	
	Nov	816	-9,73451	
	Dec	800	-1,96078	

21

ENRG

Tahun	Bulan	Adj. Close	Monthly Return	Annual Return (%)
2015	Jan	832	4	-64,652965
	Feb	768	-7,69231	
	Mar	704	-8,33333	
	Apr	640	-9,09091	
	May	544	-15	
	Jun	448	-17,6471	
	Jul	448	0	
	Aug	448	0	
	Sep	408	-8,92857	
	Oct	400	-1,96078	
	Nov	400	0	
	Dec	400	0	

HARGA SAHAM DAN RETURN SAHAM INDIVIDUAL

PERIODE 2012-2019

21

ENRG

Tahun	Bulan	Adj. Close	Monthly Return	Annual Return (%)
2016	Jan	400	0	0
	Feb	400	0	
	Mar	400	0	
	Apr	400	0	
	May	400	0	
	Jun	400	0	
	Jul	400	0	
	Aug	400	0	
	Sep	400	0	
	Oct	400	0	
	Nov	400	0	
	Dec	400	0	

21

ENRG

Tahun	Bulan	Adj. Close	Monthly Return	Annual Return (%)
2017	Jan	656	64	-79,845973
	Feb	400	-39,0244	
	Mar	400	0	
	Apr	400	0	
	May	400	0	
	Jun	400	0	
	Jul	170	-57,5	
	Aug	101	-40,5882	
	Sep	79	-21,7822	
	Oct	99	25,31646	
	Nov	97	-2,0202	
	Dec	89	-8,24742	

HARGA SAHAM DAN RETURN SAHAM INDIVIDUAL

PERIODE 2012-2019

21

ENRG

Tahun	Bulan	Adj. Close	Monthly Return	Annual Return (%)
2018	Jan	169	89,88764	8,44777277
	Feb	276	63,31361	
	Mar	254	-7,97101	
	Apr	208	-18,1102	
	May	174	-16,3462	
	Jun	125	-28,1609	
	Jul	153	22,4	
	Aug	137	-10,4575	
	Sep	131	-4,37956	
	Oct	101	-22,9008	
	Nov	77	-23,7624	
	Dec	50	-35,0649	

21

ENRG

Tahun	Bulan	Adj. Close	Monthly Return	Annual Return (%)
2019	Jan	79	58	16,5404603
	Feb	79	0	
	Mar	63	-20,2532	
	Apr	60	-4,7619	
	May	55	-8,33333	
	Jun	59	7,272727	
	Jul	55	-6,77966	
	Aug	55	0	
	Sep	59	7,272727	
	Okt	57	-3,38983	
	Nov	51	-10,5263	
	Dec	50	-1,96078	

HARGA SAHAM DAN RETURN SAHAM INDIVIDUAL

PERIODE 2012-2019

22

ERAA

Tahun	Bulan	Adj.Close	Monthly Return	Annual Return (%)
2012	Jan	1.026	#REF!	93,5146552
	Feb	1.092	6,43274854	
	Mar	1.059	-3,021978	
	Apr	1.355	27,9508971	
	May	1.306	-3,6162362	
	Jun	1.552	18,8361409	
	Jul	1.724	11,0824742	
	Aug	1.724	0	
	Sep	1.724	0	
	Oct	1.971	14,3271462	
	Nov	2.361	19,7869102	
	Dec	2.402	1,73655231	

22

ERAA

Tahun	Bulan	Adj.Close	Monthly Return	Annual Return (%)
2013	Jan	2.299	-4,2880933	-82,766028
	Feb	2.402	4,48020879	
	Mar	2.792	16,2364696	
	Apr	2.566	-8,0945559	
	May	2.833	10,4053001	
	Jun	2.505	-11,577833	
	Jul	1.462	-41,636727	
	Aug	1.109	-24,145007	
	Sep	1.201	8,29576195	
	Oct	1.142	-4,9125729	
	Nov	882	-22,767075	
	Dec	840	-4,7619048	

HARGA SAHAM DAN RETURN SAHAM INDIVIDUAL

PERIODE 2012-2019

22

ERAA

Tahun	Bulan	Adj. Close	Monthly Return	Annual Return (%)
2014	Jan	1.008	20	18,2636999
	Feb	1.209	19,9404762	
	Mar	1.151	-4,7973532	
	Apr	1.008	-12,423979	
	May	1.130	12,1031746	
	Jun	907	-19,734513	
	Jul	953	5,07166483	
	Aug	957	0,41972718	
	Sep	890	-7,0010449	
	Oct	857	-3,7078652	
	Nov	1.008	17,6196033	
	Dec	915	-9,2261905	

22

ERAA

Tahun	Bulan	Adj. Close	Monthly Return	Annual Return (%)
2015	Jan	1.012	10,6010929	-53,109702
	Feb	941	-7,0158103	
	Mar	735	-21,891605	
	Apr	693	-5,7142857	
	May	621	-10,38961	
	Jun	495	-20,289855	
	Jul	458	-7,4747475	
	Aug	392	-14,41048	
	Sep	488	24,4897959	
	Oct	558	14,3442623	
	Nov	497	-10,9319	
	Dec	475	-4,4265594	

HARGA SAHAM DAN RETURN SAHAM INDIVIDUAL

PERIODE 2012-2019

22

ERAA

Tahun	Bulan	Adj. Close	Monthly Return	Annual Return (%)
2016	Jan	458	-3,5789474	29,951326
	Feb	433	-5,4585153	
	Mar	602	39,0300231	
	Apr	641	6,47840532	
	May	563	-12,168487	
	Jun	510	-9,4138544	
	Jul	720	41,1764706	
	Aug	752	4,444444444	
	Sep	603	-19,81383	
	Oct	590	-2,1558872	
	Nov	549	-6,9491525	
	Dec	540	-1,6393443	

22

ERAA

Tahun	Bulan	Adj. Close	Monthly Return	Annual Return (%)
2017	Jan	549	1,666666667	28,948595
	Feb	554	0,91074681	
	Mar	545	-1,6245487	
	Apr	657	20,5504587	
	May	590	-10,197869	
	Jun	567	-3,8983051	
	Jul	576	1,58730159	
	Aug	652	13,1944444	
	Sep	773	18,5582822	
	Oct	735	-4,915912	
	Nov	679	-7,6190476	
	Dec	684	0,73637703	

HARGA SAHAM DAN RETURN SAHAM INDIVIDUAL

PERIODE 2012-2019

22

ERAA

Tahun	Bulan	Adj. Close	Monthly Return	Annual Return (%)
2018	Jan	782	14,3274854	146,22434
	Feb	926	18,4143223	
	Mar	1.178	27,2138229	
	Apr	1.592	35,1443124	
	May	2.393	50,3140704	
	Jun	2.324	-2,8834099	
	Jul	2.972	27,8829604	
	Aug	2.552	-14,131898	
	Sep	2.286	-10,423197	
	Oct	1.619	-29,177603	
	Nov	2.105	30,01853	
	Dec	2.095	-0,4750594	

22

ERAA

Tahun	Bulan	Adj. Close	Monthly Return	Annual Return (%)
2019	Jan	2.181	4,10501193	22,047438
	Feb	1.990	-8,7574507	
	Mar	1.686	-15,276382	
	Apr	1.381	-18,090154	
	May	1.119	-18,97176	
	Jun	1.920	71,5817694	
	Jul	2.100	9,375	
	Aug	1.550	-26,190476	
	Sep	1.825	17,7419355	
	Okt	1.760	-3,5616438	
	Nov	1.340	-23,863636	
	Dec	1.795	33,9552239	

HARGA SAHAM DAN RETURN SAHAM INDIVIDUAL

PERIODE 2012-2019

23

EXCL

Tahun	Bulan	Adj. Close	Monthly Return	Annual Return (%)
2012	Jan	4.124	#REF!	31,0909738
	Feb	4.354	5,5771096	
	Mar	4.654	6,89021589	
	Apr	4.976	6,91877954	
	May	5.577	12,0779743	
	Jun	5.813	4,23166577	
	Jul	5.813	0	
	Aug	6.806	17,0824015	
	Sep	6.286	-7,6403174	
	Oct	6.475	3,00668151	
	Nov	4.868	-24,818533	
	Dec	5.246	7,76499589	

24

EXCL

Tahun	Bulan	Adj. Close	Monthly Return	Annual Return (%)
2013	Jan	4.726	-9,9123141	-1,3078208
	Feb	5.151	8,99280576	
	Mar	4.962	-3,6691904	
	Apr	4.820	-2,8617493	
	May	4.726	-1,9502075	
	Jun	4.697	-0,6136267	
	Jul	4.381	-6,7276985	
	Aug	4.357	-0,5478201	
	Sep	4.137	-5,0493459	
	Oct	4.357	5,31786319	
	Nov	4.868	11,7282534	
	Dec	5.062	3,98520953	

HARGA SAHAM DAN RETURN SAHAM INDIVIDUAL

PERIODE 2012-2019

23

EXCL

Tahun	Bulan	Adj. Close	Monthly Return	Annual Return (%)
2014	Jan	4.722	-6,7167128	-1,367892
	Feb	4.527	-4,1296061	
	Mar	4.284	-5,3677932	
	Apr	5.038	17,6003735	
	May	5.330	5,79595077	
	Jun	5.030	-5,6285178	
	Jul	5.326	5,88469185	
	Aug	5.869	10,1952685	
	Sep	6.115	4,19151474	
	Oct	5.449	-10,891251	
	Nov	5.030	-7,6894843	
	Dec	4.798	-4,612326	

24

EXCL

Tahun	Bulan	Adj. Close	Monthly Return	Annual Return (%)
2015	Jan	4.734	-1,3338891	-21,241645
	Feb	4.729	-0,1056189	
	Mar	4.290	-9,2831465	
	Apr	3.980	-7,2261072	
	May	4.231	6,30653266	
	Jun	3.634	-14,110139	
	Jul	2.924	-19,5377	
	Aug	2.959	1,19699042	
	Sep	2.579	-12,842176	
	Oct	3.072	19,1159364	
	Nov	3.412	11,0677083	
	Dec	3.600	5,50996483	

HARGA SAHAM DAN RETURN SAHAM INDIVIDUAL

PERIODE 2012-2019

23

EXCL

Tahun	Bulan	Adj. Close	Monthly Return	Annual Return (%)
2016	Jan	3.624	0,666666667	-37,814826
	Feb	3.846	6,12582781	
	Mar	3.945	2,57410296	
	Apr	3.472	-11,989861	
	May	3.530	1,67050691	
	Jun	3.670	3,96600567	
	Jul	3.710	1,08991826	
	Aug	2.840	-23,450135	
	Sep	2.700	-4,9295775	
	Oct	2.200	-18,518519	
	Nov	2.300	4,54545455	
	Dec	2.310	0,43478261	

24

EXCL

Tahun	Bulan	Adj. Close	Monthly Return	Annual Return (%)
2017	Jan	2.910	25,974026	30,5487639
	Feb	2.990	2,74914089	
	Mar	3.060	2,34113712	
	Apr	3.210	4,90196078	
	May	2.960	-7,788162	
	Jun	3.410	15,2027027	
	Jul	3.360	-1,4662757	
	Aug	3.600	7,14285714	
	Sep	3.740	3,88888889	
	Oct	3.380	-9,62566684	
	Nov	3.080	-8,8757396	
	Dec	2.960	-3,8961039	

HARGA SAHAM DAN RETURN SAHAM INDIVIDUAL

PERIODE 2012-2019

23

EXCL

Tahun	Bulan	Adj. Close	Monthly Return	Annual Return (%)
2018	Jan	2.990	1,01351351	-30,312207
	Feb	2.950	-1,3377926	
	Mar	2.520	-14,576271	
	Apr	2.120	-15,873016	
	May	2.100	-0,9433962	
	Jun	2.520	20	
	Jul	2.750	9,12698413	
	Aug	3.180	15,6363636	
	Sep	2.760	-13,207547	
	Oct	2.620	-5,0724638	
	Nov	2.040	-22,137405	
	Dec	1.980	-2,9411765	

24

EXCL

Tahun	Bulan	Adj. Close	Monthly Return	Annual Return (%)
2019	Jan	2.170	9,5959596	49,5312714
	Feb	2.400	10,5990783	
	Mar	2.680	11,6666667	
	Apr	2.920	8,95522388	
	May	2.860	-2,0547945	
	Jun	2.980	4,1958042	
	Jul	3.230	8,38926174	
	Aug	3.480	7,73993808	
	Sep	3.440	-1,1494253	
	Okt	3.550	3,19767442	
	Nov	3.340	-5,915493	
	Dec	3.150	-5,6886228	

HARGA SAHAM DAN RETURN SAHAM INDIVIDUAL

PERIODE 2012-2019

24

GGRM

Tahun	Bulan	Adj. Close	Monthly Return	Annual Return (%)
2012	Jan	46214	#REF!	3,26683309
	Feb	46011	-0,4392608	
	Mar	44633	-2,994936	
	Apr	47998	7,53926467	
	May	43863	-8,6149423	
	Jun	49863	13,6789549	
	Jul	45687	-8,3749474	
	Aug	41327	-9,5431961	
	Sep	38316	-7,2857938	
	Oct	40544	5,81480322	
	Nov	43596	7,52762431	
	Dec	46194	5,95926232	

24

GGRM

Tahun	Bulan	Adj. Close	Monthly Return	Annual Return (%)
2013	Jan	42771	-7,4100533	-22,798681
	Feb	39842	-6,848098	
	Mar	40379	1,3478239	
	Apr	40750	0,91879442	
	May	44132	8,2993865	
	Jun	41740	-5,4201033	
	Jul	34934	-16,305702	
	Aug	31853	-8,8194882	
	Sep	29377	-7,7732082	
	Oct	30971	5,42601355	
	Nov	31055	0,27122147	
	Dec	35252	13,5147319	

HARGA SAHAM DAN RETURN SAHAM INDIVIDUAL

PERIODE 2012-2019

24

GGRM

Tahun	Bulan	Adj. Close	Monthly Return	Annual Return (%)
2014	Jan	35168	-0,2382844	40,9656514
	Feb	40036	13,8421292	
	Mar	41463	3,56429214	
	Apr	47423	14,3742614	
	May	43687	-7,8780339	
	Jun	44905	2,78801474	
	Jul	45492	1,3072041	
	Aug	45324	-0,3692957	
	Sep	48281	6,52413732	
	Oct	49197	1,89722665	
	Nov	52114	5,92922333	
	Dec	51710	-0,7752235	

24

GGRM

Tahun	Bulan	Adj. Close	Monthly Return	Annual Return (%)
2015	Jan	49239	-4,7785728	-4,7259958
	Feb	45512	-7,5692033	
	Mar	43446	-4,5394621	
	Apr	42594	-1,9610551	
	May	40124	-5,7989388	
	Jun	38420	-4,2468348	
	Jul	42168	9,75533576	
	Aug	38559	-8,5586227	
	Sep	36392	-5,619959	
	Oct	37216	2,2642339	
	Nov	42371	13,8515692	
	Dec	47657	12,4755139	

HARGA SAHAM DAN RETURN SAHAM INDIVIDUAL

PERIODE 2012-2019

24

GGRM

Tahun	Bulan	Adj. Close	Monthly Return	Annual Return (%)
2016	Jan	50650	6,28029461	20,3627212
	Feb	55195	8,9733465	
	Mar	56582	2,51290878	
	Apr	60005	6,04962709	
	May	59961	-0,0733272	
	Jun	59788	-0,2885209	
	Jul	60810	1,70937312	
	Aug	57996	-4,6275284	
	Sep	55835	-3,726119	
	Oct	61148	9,51553685	
	Nov	58536	-4,2716033	
	Dec	57546	-1,6912669	

24

GGRM

Tahun	Bulan	Adj. Close	Monthly Return	Annual Return (%)
2017	Jan	55610	-3,3642651	32,7943538
	Feb	59302	6,63909369	
	Mar	59009	-0,4940811	
	Apr	59797	1,33538952	
	May	66597	11,371808	
	Jun	70514	5,88164632	
	Jul	68533	-2,8093712	
	Aug	64378	-6,0627727	
	Sep	61215	-4,9131691	
	Oct	65122	6,38242261	
	Nov	71192	9,3209668	
	Dec	77960	9,50668614	

HARGA SAHAM DAN RETURN SAHAM INDIVIDUAL

PERIODE 2012-2019

24

GGRM

Tahun	Bulan	Adj. Close	Monthly Return	Annual Return (%)
2018	Jan	75402	-3,2811698	5,79596425
	Feb	74193	-1,6034057	
	Mar	67424	-9,1235022	
	Apr	64494	-4,3456336	
	May	63726	-1,1908084	
	Jun	62564	-1,8234316	
	Jul	69913	11,7463717	
	Aug	70573	0,94403044	
	Sep	71588	1,43822708	
	Oct	69896	-2,3635246	
	Nov	79274	13,4170768	
	Dec	80845	1,98173424	

24

GGRM

Tahun	Bulan	Adj. Close	Monthly Return	Annual Return (%)
2019	Jan	80869	0,02968644	-37,229796
	Feb	82561	2,09227269	
	Mar	80434	-2,5762769	
	Apr	81667	1,53293383	
	May	77800	-4,7350827	
	Jun	74319	-4,4742931	
	Jul	72990	-1,7882372	
	Aug	69475	-4,8157282	
	Sep	52375	-24,61317	
	Oct	56100	7,11217184	
	Nov	50375	-10,204991	
	Dec	53000	5,21091811	

HARGA SAHAM DAN RETURN SAHAM INDIVIDUAL

PERIODE 2012-2019

25

HMSP

Tahun	Bulan	Adj. Close	Monthly Return	Annual Return (%)
2012	Jan	19	#REF!	137,635076
	Feb	23	21,0526316	
	Mar	23	0	
	Apr	24	4,34782609	
	May	23	-4,16666667	
	Jun	46	100	
	Jul	48	4,34782609	
	Aug	48	0	
	Sep	48	0	
	Oct	50	4,16666667	
	Nov	53	6	
	Dec	54	1,88679245	

25

HMSP

Tahun	Bulan	Adj. Close	Monthly Return	Annual Return (%)
2013	Jan	76	40,7407407	109,744945
	Feb	90	18,4210526	
	Mar	101	12,22222222	
	Apr	101	0	
	May	105	3,96039604	
	Jun	102	-2,8571429	
	Jul	165	61,7647059	
	Aug	132	-20	
	Sep	132	0	
	Oct	135	2,27272727	
	Nov	131	-2,962963	
	Dec	126	-3,8167939	

HARGA SAHAM DAN RETURN SAHAM INDIVIDUAL

PERIODE 2012-2019

25

HMSP

Tahun	Bulan	Adj. Close	Monthly Return	Annual Return (%)
2014	Jan	135	7,14285714	83,6683771
	Feb	138	2,22222222	
	Mar	139	0,72463768	
	Apr	141	1,43884892	
	May	139	-1,4184397	
	Jun	135	-2,8776978	
	Jul	219	62,22222222	
	Aug	222	1,36986301	
	Sep	227	2,25225225	
	Oct	259	14,0969163	
	Nov	254	-1,9305019	
	Dec	250	-1,5748031	

25

HMSP

Tahun	Bulan	Adj. Close	Monthly Return	Annual Return (%)
2015	Jan	433	73,2	226,226698
	Feb	420	-3,0023095	
	Mar	473	12,6190476	
	Apr	473	0	
	May	467	-1,2684989	
	Jun	719	53,9614561	
	Jul	834	15,9944367	
	Aug	759	-8,9928058	
	Sep	1.155	52,173913	
	Oct	1.484	28,4848485	
	Nov	1.644	10,7816712	
	Dec	1.517	-7,7250608	

HARGA SAHAM DAN RETURN SAHAM INDIVIDUAL

PERIODE 2012-2019

25

HMSP

Tahun	Bulan	Adj. Close	Monthly Return	Annual Return (%)
2016	Jan	1.670	10,0856955	129,27291
	Feb	1.774	6,22754491	
	Mar	1.588	-10,48478	
	Apr	1.611	1,44836272	
	May	1.533	-4,8417132	
	Jun	3.456	125,440313	
	Jul	3.301	-4,4849537	
	Aug	3.619	9,63344441	
	Sep	3.592	-0,7460624	
	Oct	3.592	0	
	Nov	3.456	-3,7861915	
	Dec	3.483	0,78125	

25

HMSP

Tahun	Bulan	Adj. Close	Monthly Return	Annual Return (%)
2017	Jan	3.501	0,51679587	25,6581577
	Feb	3.519	0,51413882	
	Mar	3.547	0,79568059	
	Apr	3.474	-2,0580772	
	May	3.574	2,87852619	
	Jun	3.591	0,47565753	
	Jul	3.320	-7,5466444	
	Aug	3.404	2,53012048	
	Sep	3.610	6,05170388	
	Oct	3.722	3,10249307	
	Nov	3.834	3,00913487	
	Dec	4.424	15,3886281	

HARGA SAHAM DAN RETURN SAHAM INDIVIDUAL

PERIODE 2012-2019

25

HMSP

Tahun	Bulan	Adj. Close	Monthly Return	Annual Return (%)
2018	Jan	4.583	3,59403255	-18,178169
	Feb	4.508	-1,6364827	
	Mar	3.722	-17,43567	
	Apr	3.311	-11,04245	
	May	3.544	7,0371489	
	Jun	3.452	-2,5959368	
	Jul	3.703	7,27114716	
	Aug	3.693	-0,2700513	
	Sep	3.713	0,54156512	
	Oct	3.597	-3,1241584	
	Nov	3.549	-1,3344454	
	Dec	3.578	0,81713159	

25

HMSP

Tahun	Bulan	Adj. Close	Monthly Return	Annual Return (%)
2019	Jan	3.693	3,21408608	-49,775052
	Feb	3.665	-0,7581912	
	Mar	3.655	-0,2728513	
	Apr	3.375	-7,6607387	
	May	3.259	-3,437037	
	Jun	3.140	-3,6514268	
	Jul	3.030	-3,5031847	
	Aug	2.690	-11,221122	
	Sep	2.290	-14,869888	
	Okt	2.130	-6,9868996	
	Nov	1.935	-9,1549296	
	Dec	2.100	8,52713178	

HARGA SAHAM DAN RETURN SAHAM INDIVIDUAL

PERIODE 2012-2019

26

HRUM

Tahun	Bulan	Adj. Close	Monthly Return	Annual Return (%)
2012	Jan	5.708	#REF!	-12,794004
	Feb	6.609	15,7848633	
	Mar	6.121	-7,3838705	
	Apr	5.370	-12,269237	
	May	4.581	-14,692737	
	Jun	4.281	-6,5487885	
	Jul	4.530	5,81639804	
	Aug	4.690	3,53200883	
	Sep	4.730	0,85287846	
	Oct	4.330	-8,4566596	
	Nov	4.009	-7,4133949	
	Dec	4.730	17,9845348	

26

HRUM

Tahun	Bulan	Adj. Close	Monthly Return	Annual Return (%)
2013	Jan	4.811	1,71247357	-56,942844
	Feb	4.410	-8,3350655	
	Mar	3.848	-12,743764	
	Apr	3.327	-13,539501	
	May	3.147	-5,4102795	
	Jun	2.425	-22,942485	
	Jul	2.225	-8,2474227	
	Aug	2.761	24,0898876	
	Sep	2.311	-16,298443	
	Oct	2.696	16,6594548	
	Nov	2.825	4,78486647	
	Dec	2.354	-16,672566	

HARGA SAHAM DAN RETURN SAHAM INDIVIDUAL

PERIODE 2012-2019

26

HRUM

Tahun	Bulan	Adj. Close	Monthly Return	Annual Return (%)
2014	Jan	2.050	-12,914189	-39,900082
	Feb	2.054	0,19512195	
	Mar	1.870	-8,9581305	
	Apr	2.020	8,02139037	
	May	2.076	2,77227723	
	Jun	1.990	-4,1425819	
	Jul	1.806	-9,2462312	
	Aug	1.930	6,86600221	
	Sep	1.835	-4,9222798	
	Oct	1.418	-22,724796	
	Nov	1.508	6,34696756	
	Dec	1.490	-1,193634	

26

HRUM

Tahun	Bulan	Adj. Close	Monthly Return	Annual Return (%)
2015	Jan	1.364	-8,4563758	-83,163403
	Feb	1.485	8,87096774	
	Mar	1.346	-9,3602694	
	Apr	1.072	-20,356612	
	May	1.050	-2,0522388	
	Jun	991	-5,6190476	
	Jul	893	-9,889001	
	Aug	839	-6,0470325	
	Sep	758	-9,6543504	
	Oct	758	0	
	Nov	619	-18,337731	
	Dec	605	-2,2617124	

HARGA SAHAM DAN RETURN SAHAM INDIVIDUAL

PERIODE 2012-2019

26

HRUM

Tahun	Bulan	Adj. Close	Monthly Return	Annual Return (%)
2016	Jan	556	-8,0991736	152,828772
	Feb	637	14,5683453	
	Mar	789	23,8618524	
	Apr	812	2,91508238	
	May	718	-11,576355	
	Jun	736	2,50696379	
	Jul	1.027	39,5380435	
	Aug	942	-8,2765336	
	Sep	938	-0,4246285	
	Oct	1.781	89,8720682	
	Nov	1.939	8,87142055	
	Dec	1.921	-0,9283136	

26

HRUM

Tahun	Bulan	Adj. Close	Monthly Return	Annual Return (%)
2017	Jan	1.974	2,7589797	0,86717354
	Feb	1.957	-0,8611955	
	Mar	2.190	11,9059785	
	Apr	2.307	5,34246575	
	May	1.894	-17,902037	
	Jun	1.790	-5,4910243	
	Jul	1.974	10,2793296	
	Aug	2.082	5,47112462	
	Sep	1.921	-7,7329491	
	Oct	2.109	9,7865695	
	Nov	1.831	-13,181603	
	Dec	1.840	0,49153468	

HARGA SAHAM DAN RETURN SAHAM INDIVIDUAL

PERIODE 2012-2019

26

HRUM

Tahun	Bulan	Adj. Close	Monthly Return	Annual Return (%)
2018	Jan	2.962	60,9782609	3,64355424
	Feb	3.052	3,03848751	
	Mar	2.441	-20,019659	
	Apr	2.298	-5,8582548	
	May	2.899	26,1531767	
	Jun	2.226	-23,214902	
	Jul	2.820	26,6846361	
	Aug	2.489	-11,737589	
	Sep	2.334	-6,2274006	
	Oct	1.906	-18,337618	
	Nov	1.327	-30,377754	
	Dec	1.361	2,56217031	

26

HRUM

Tahun	Bulan	Adj. Close	Monthly Return	Annual Return (%)
2019	Jan	1.701	24,9816312	2,83175858
	Feb	1.424	-16,284539	
	Mar	1.390	-2,3876404	
	Apr	1.303	-6,2589928	
	May	1.395	7,06062932	
	Jun	1.490	6,81003584	
	Jul	1.325	-11,073826	
	Aug	1.410	6,41509434	
	Sep	1.340	-4,964539	
	Okt	1.350	0,74626866	
	Nov	1.315	-2,5925926	
	Dec	1.320	0,38022814	

HARGA SAHAM DAN RETURN SAHAM INDIVIDUAL

PERIODE 2012-2019

27

ICBP

Tahun	Bulan	Adj. Close	Monthly Return	Annual Return (%)
2012	Jan	1956	#REF!	54,4653191
	Feb	2167	10,7873211	
	Mar	2090	-3,5532995	
	Apr	2167	3,68421053	
	May	2167	0	
	Jun	2205	1,75357637	
	Jul	2531	14,7845805	
	Aug	2645	4,50414856	
	Sep	2564	-3,0623819	
	Oct	2887	12,5975039	
	Nov	2988	3,49844129	
	Dec	3271	9,47121821	

27

ICBP

Tahun	Bulan	Adj. Close	Monthly Return	Annual Return (%)
2013	Jan	3230	-1,2534393	32,035822
	Feb	3432	6,25386997	
	Mar	3876	12,9370629	
	Apr	4623	19,2724458	
	May	5290	14,4278607	
	Jun	4926	-6,8809074	
	Jul	4522	-8,2013804	
	Aug	4179	-7,5851393	
	Sep	4284	2,51256281	
	Oct	4681	9,26704015	
	Nov	4179	-10,724204	
	Dec	4263	2,01005025	

HARGA SAHAM DAN RETURN SAHAM INDIVIDUAL

PERIODE 2012-2019

27

27

ICBP

ICBP

Tahun	Bulan	Adj. Close	Monthly Return	Annual Return (%)
2014	Jan	4597	7,83485808	31,3632556
	Feb	4670	1,58799217	
	Mar	4221	-9,614561	
	Apr	4179	-0,9950249	
	May	4263	2,01005025	
	Jun	4179	-1,9704433	
	Jul	4367	4,4986839	
	Aug	4555	4,30501488	
	Sep	4924	8,10098793	
	Oct	4794	-2,64013	
	Nov	4881	1,81476846	
	Dec	5683	16,4310592	

Tahun	Bulan	Adj. Close	Monthly Return	Annual Return (%)
2015	Jan	6291	10,6985747	8,46882181
	Feb	6204	-1,382928	
	Mar	6367	2,6273372	
	Apr	5727	-10,05183	
	May	6117	6,80984809	
	Jun	5593	-8,5662907	
	Jul	5514	-1,4124799	
	Aug	5716	3,66340225	
	Sep	5559	-2,746676	
	Oct	5918	6,45799604	
	Nov	5660	-4,3595809	
	Dec	6041	6,73144876	

HARGA SAHAM DAN RETURN SAHAM INDIVIDUAL

PERIODE 2012-2019

27

ICBP

Tahun	Bulan	Adj. Close	Monthly Return	Annual Return (%)
2015	Jan	6291	10,6985747	8,46882181
	Feb	6204	-1,382928	
	Mar	6367	2,6273372	
	Apr	5727	-10,05183	
	May	6117	6,80984809	
	Jun	5593	-8,5662907	
	Jul	5514	-1,4124799	
	Aug	5716	3,66340225	
	Sep	5559	-2,746676	
	Oct	5918	6,45799604	
	Nov	5660	-4,3595809	
	Dec	6041	6,73144876	

27

ICBP

Tahun	Bulan	Adj. Close	Monthly Return	Annual Return (%)
2016	Jan	6478	7,23390167	30,0505077
	Feb	7061	8,99969126	
	Mar	6815	-3,4839258	
	Apr	6848	0,48422597	
	May	7263	6,06016355	
	Jun	7723	6,33347102	
	Jul	7961	3,081704	
	Aug	9234	15,9904535	
	Sep	8771	-5,0140784	
	Oct	8702	-0,7866834	
	Nov	8007	-7,98666697	
	Dec	7938	-0,861746	

HARGA SAHAM DAN RETURN SAHAM INDIVIDUAL

PERIODE 2012-2019

27

ICBP

Tahun	Bulan	Adj. Close	Monthly Return	Annual Return (%)
2018	Jan	8228	-1,965924	21,8180339
	Feb	8464	2,86825474	
	Mar	7803	-7,8095463	
	Apr	8181	4,84429066	
	May	8204	0,28113923	
	Jun	8346	1,73086299	
	Jul	8549	2,4323029	
	Aug	8500	-0,5731665	
	Sep	8647	1,72941176	
	Oct	8745	1,13334104	
	Nov	9651	10,3602058	
	Dec	10306	6,78686147	

27

ICBP

Tahun	Bulan	Adj. Close	Monthly Return	Annual Return (%)
2019	Jan	10627	3,11469047	9,68567622
	Feb	10084	-5,1096264	
	Mar	9196	-8,8060294	
	Apr	9591	4,2953458	
	May	9665	0,77155667	
	Jun	10010	3,56958096	
	Jul	10700	6,89310689	
	Aug	12050	12,6168224	
	Sep	12025	-0,2074689	
	Oct	11625	-3,3264033	
	Nov	11325	-2,5806452	
	Dec	11150	-1,5452539	

HARGA SAHAM DAN RETURN SAHAM INDIVIDUAL

PERIODE 2012-2019

28

INCO

Tahun	Bulan	Adj. Close	Monthly Return	Annual Return (%)
2012	Jan	3683	#REF!	-40,404957
	Feb	3297	-10,480586	
	Mar	3070	-6,885047	
	Apr	2819	-8,1758958	
	May	2274	-19,333097	
	Jun	2508	10,2902375	
	Jul	2274	-9,3301435	
	Aug	2157	-5,1451187	
	Sep	2766	28,2336579	
	Oct	2532	-8,4598698	
	Nov	1946	-23,14376	
	Dec	2180	12,024666	

28

INCO

Tahun	Bulan	Adj. Close	Monthly Return	Annual Return (%)
2013	Jan	2607	19,587156	27,9112316
	Feb	2560	-1,8028385	
	Mar	2251	-12,070313	
	Apr	2702	20,0355398	
	May	2417	-10,547742	
	Jun	1937	-19,85933	
	Jul	1693	-12,596799	
	Aug	2200	29,9468399	
	Sep	2152	-2,1818182	
	Oct	2367	9,99070632	
	Nov	2296	-2,9995775	
	Dec	2535	10,4094077	

HARGA SAHAM DAN RETURN SAHAM INDIVIDUAL

PERIODE 2012-2019

28

INCO

Tahun	Bulan	Adj. Close	Monthly Return	Annual Return (%)
2014	Jan	2233	-11,913215	40,7122576
	Feb	2315	3,67218988	
	Mar	2732	18,012959	
	Apr	3439	25,8784773	
	May	3793	10,29369	
	Jun	3444	-9,20116	
	Jul	3899	13,2113821	
	Aug	4050	3,87278789	
	Sep	3633	-10,296296	
	Oct	3672	1,07349298	
	Nov	3861	5,14705882	
	Dec	3512	-9,039109	

28

INCO

Tahun	Bulan	Adj. Close	Monthly Return	Annual Return (%)
2015	Jan	3450	-1,7653759	-55,07535
	Feb	3525	2,17391304	
	Mar	3235	-8,2269504	
	Apr	2795	-13,601236	
	May	3120	11,627907	
	Jun	2710	-13,141026	
	Jul	1960	-27,675277	
	Aug	1545	-21,173469	
	Sep	2185	41,4239482	
	Oct	2235	2,28832952	
	Nov	1645	-26,39821	
	Dec	1635	-0,6079027	

HARGA SAHAM DAN RETURN SAHAM INDIVIDUAL

PERIODE 2012-2019

28

INCO

Tahun	Bulan	Adj. Close	Monthly Return	Annual Return (%)
2016	Jan	1445	-11,620795	69,274904
	Feb	1535	6,2283737	
	Mar	1750	14,0065147	
	Apr	1860	6,28571429	
	May	1655	-11,021505	
	Jun	1820	9,96978852	
	Jul	2560	40,6593407	
	Aug	2640	3,125	
	Sep	2950	11,7424242	
	Oct	2720	-7,7966102	
	Nov	3380	24,2647059	
	Dec	2820	-16,568047	

28

INCO

Tahun	Bulan	Adj. Close	Monthly Return	Annual Return (%)
2017	Jan	2370	-15,957447	14,0183613
	Feb	2550	7,59493671	
	Mar	2390	-6,2745098	
	Apr	2220	-7,1129707	
	May	1905	-14,189189	
	Jun	1850	-2,8871391	
	Jul	2420	30,8108108	
	Aug	2970	22,7272727	
	Sep	2590	-12,794613	
	Oct	2940	13,5135135	
	Nov	2760	-6,122449	
	Dec	2890	4,71014493	

HARGA SAHAM DAN RETURN SAHAM INDIVIDUAL

PERIODE 2012-2019

28

INCO

Tahun	Bulan	Adj. Close	Monthly Return	Annual Return (%)
2018	Jan	3750	29,7577855	25,3559297
	Feb	3390	-9,6	
	Mar	2790	-17,699115	
	Apr	3160	13,2616487	
	May	3860	22,1518987	
	Jun	4040	4,66321244	
	Jul	4370	8,16831683	
	Aug	3800	-13,043478	
	Sep	3710	-2,3684211	
	Oct	2920	-21,293801	
	Nov	3030	3,76712329	
	Dec	3260	7,59075908	

28

INCO

Tahun	Bulan	Adj. Close	Monthly Return	Annual Return (%)
2019	Jan	3850	18,0981595	20,8777103
	Feb	3740	-2,8571429	
	Mar	3390	-9,3582888	
	Apr	3050	-10,029499	
	May	2700	-11,47541	
	Jun	3120	15,5555556	
	Jul	3030	-2,8846154	
	Aug	3530	16,5016502	
	Sep	3510	-0,5665722	
	Oct	3710	5,6980057	
	Nov	3000	-19,137466	
	Dec	3640	21,3333333	

HARGA SAHAM DAN RETURN SAHAM INDIVIDUAL

PERIODE 2012-2019

29

INDF

Tahun	Bulan	Adj. Close	Monthly Return	Annual Return (%)
2012	Jan	3804	#REF!	24,2647348
	Feb	4042	6,25657203	
	Mar	3844	-4,8985651	
	Apr	3844	0	
	May	3745	-2,5754422	
	Jun	3844	2,6435247	
	Jul	4280	11,3423517	
	Aug	4423	3,3411215	
	Sep	4628	4,63486322	
	Oct	4669	0,88591184	
	Nov	4792	2,63439709	
	Dec	4792	0	

29

INDF

Tahun	Bulan	Adj. Close	Monthly Return	Annual Return (%)
2013	Jan	4956	3,42237062	17,8849743
	Feb	5980	20,6618241	
	Mar	6103	2,05685619	
	Apr	6021	-1,3436015	
	May	6021	0	
	Jun	6021	0	
	Jul	5324	-11,57615	
	Aug	5464	2,6296018	
	Sep	5926	8,45534407	
	Oct	5590	-5,6699291	
	Nov	5590	0	
	Dec	5548	-0,7513417	

HARGA SAHAM DAN RETURN SAHAM INDIVIDUAL

PERIODE 2012-2019

29

INDF

Tahun	Bulan	Adj. Close	Monthly Return	Annual Return (%)
2014	Jan	5863	5,6777217	3,97824021
	Feb	6031	2,86542726	
	Mar	6136	1,74100481	
	Apr	5926	-3,422425	
	May	5737	-3,1893351	
	Jun	5632	-1,8302249	
	Jul	5947	5,59303977	
	Aug	5898	-0,8239448	
	Sep	6005	1,8141743	
	Oct	5855	-2,4979184	
	Nov	5748	-1,8274979	
	Dec	5741	-0,1217815	

29

INDF

Tahun	Bulan	Adj. Close	Monthly Return	Annual Return (%)
2015	Jan	6477	12,8200662	-18,521909
	Feb	6438	-0,6021306	
	Mar	6391	-0,7300404	
	Apr	5791	-9,3882022	
	May	6263	8,15057848	
	Jun	5822	-7,041354	
	Jul	5402	-7,2140158	
	Aug	4693	-13,124769	
	Sep	4870	3,77157469	
	Oct	4892	0,45174538	
	Nov	4317	-11,753884	
	Dec	4582	6,13852212	

HARGA SAHAM DAN RETURN SAHAM INDIVIDUAL

PERIODE 2012-2019

29

INDF

Tahun	Bulan	Adj. Close	Monthly Return	Annual Return (%)
2016	Jan	5490	19,8166739	50,4624409
	Feb	6243	13,715847	
	Mar	6398	2,48278071	
	Apr	6309	-1,3910597	
	May	6132	-2,8055159	
	Jun	6420	4,69667319	
	Jul	7546	17,5389408	
	Aug	7183	-4,8104956	
	Sep	7886	9,78699708	
	Oct	7704	-2,3078874	
	Nov	6866	-10,877466	
	Dec	7183	4,6169531	

29

INDF

Tahun	Bulan	Adj. Close	Monthly Return	Annual Return (%)
2017	Jan	7183	0	-0,0539683
	Feb	7364	2,51983851	
	Mar	7251	-1,5344921	
	Apr	7591	4,68900841	
	May	7931	4,47898828	
	Jun	7795	-1,7147901	
	Jul	7807	0,15394484	
	Aug	7807	0	
	Sep	7853	0,58921481	
	Oct	7644	-2,6614033	
	Nov	6828	-10,675039	
	Dec	7108	4,10076157	

HARGA SAHAM DAN RETURN SAHAM INDIVIDUAL

PERIODE 2012-2019

29

INDF

Tahun	Bulan	Adj.Close	Monthly Return	Annual Return (%)
2018	Jan	7224	1,63196398	4,38513917
	Feb	7061	-2,2563677	
	Mar	6711	-4,956805	
	Apr	6502	-3,11429	
	May	6595	1,43032913	
	Jun	6199	-6,0045489	
	Jul	6128	-1,145346	
	Aug	6152	0,39164491	
	Sep	5694	-7,4447334	
	Oct	5766	1,26448894	
	Nov	6369	10,4578564	
	Dec	7269	14,1309468	

29

INDF

Tahun	Bulan	Adj.Close	Monthly Return	Annual Return (%)
2019	Jan	7562	4,03081579	11,0322454
	Feb	6903	-8,7146258	
	Mar	6269	-9,1844126	
	Apr	6781	8,1671718	
	May	6439	-5,0435039	
	Jun	6854	6,44510017	
	Jul	7075	3,22439451	
	Aug	7925	12,0141343	
	Sep	7700	-2,8391167	
	Oct	7700	0	
	Nov	7950	3,24675325	
	Dec	7925	-0,3144654	

HARGA SAHAM DAN RETURN SAHAM INDIVIDUAL

PERIODE 2012-2019

30

ITMG

Tahun	Bulan	Adj. Close	Monthly Return	Annual Return (%)
2012	Jan	16628	#REF!	25,5703578
	Feb	19641	18,1200385	
	Mar	19686	0,22911257	
	Apr	18010	-8,5136645	
	May	16278	-9,6168795	
	Jun	17314	6,36441823	
	Jul	17121	-1,1147049	
	Aug	18398	7,45867648	
	Sep	20300	10,3380802	
	Oct	19578	-3,5566502	
	Nov	19678	0,5107774	
	Dec	20731	5,35115357	

30

ITMG

Tahun	Bulan	Adj. Close	Monthly Return	Annual Return (%)
2013	Jan	20781	0,2411847	-19,526712
	Feb	20180	-2,8920649	
	Mar	17798	-11,803766	
	Apr	18425	3,52286774	
	May	15639	-15,12076	
	Jun	14675	-6,164077	
	Jul	12616	-14,030664	
	Aug	16708	32,4350032	
	Sep	13710	-17,9435	
	Oct	15587	13,6907367	
	Nov	15468	-0,7634567	
	Dec	15360	-0,6982157	

HARGA SAHAM DAN RETURN SAHAM INDIVIDUAL

PERIODE 2012-2019

30

ITMG

Tahun	Bulan	Adj. Close	Monthly Return	Annual Return (%)
2014	Jan	14444	-5,9635417	-45,811406
	Feb	14012	-2,9908613	
	Mar	13123	-6,3445618	
	Apr	13729	4,61784653	
	May	16049	16,8985359	
	Jun	15125	-5,7573681	
	Jul	14648	-3,153719	
	Aug	15783	7,74849809	
	Sep	14550	-7,812203	
	Oct	11861	-18,4811	
	Nov	11222	-5,3874041	
	Dec	9069	-19,185528	

30

ITMG

Tahun	Bulan	Adj. Close	Monthly Return	Annual Return (%)
2015	Jan	9880	8,94255155	-75,280431
	Feb	9969	0,90080972	
	Mar	9969	0	
	Apr	7432	-25,448892	
	May	8281	11,4235737	
	Jun	7882	-4,8182587	
	Jul	5965	-24,321238	
	Aug	5735	-3,8558256	
	Sep	6057	5,6146469	
	Oct	5198	-14,181938	
	Nov	4452	-14,351674	
	Dec	3776	-15,184187	

HARGA SAHAM DAN RETURN SAHAM INDIVIDUAL

PERIODE 2012-2019

30

ITMG

Tahun	Bulan	Adj. Close	Monthly Return	Annual Return (%)
2016	Jan	3172	-15,995763	132,426992
	Feb	4452	40,3530895	
	Mar	4369	-1,8643306	
	Apr	5144	17,738613	
	May	5824	13,2192846	
	Jun	6240	7,14285714	
	Jul	8370	34,1346154	
	Aug	7571	-9,5459976	
	Sep	7255	-4,1738212	
	Oct	9534	31,4128187	
	Nov	10649	11,6949864	
	Dec	11534	8,3106395	

30

ITMG

Tahun	Bulan	Adj. Close	Monthly Return	Annual Return (%)
2017	Jan	10252	-11,114964	39,9496643
	Feb	12029	17,3332033	
	Mar	13806	14,7726328	
	Apr	13071	-5,3237723	
	May	10970	-16,073751	
	Jun	12486	13,8195077	
	Jul	14435	15,6094826	
	Aug	14038	-2,7502598	
	Sep	14615	4,11027212	
	Oct	16023	9,63393774	
	Nov	14435	-9,9107533	
	Dec	15856	9,84412885	

HARGA SAHAM DAN RETURN SAHAM INDIVIDUAL

PERIODE 2012-2019

30

ITMG

Tahun	Bulan	Adj. Close	Monthly Return	Annual Return (%)
2018	Jan	23210	46,3799193	26,7764729
	Feb	23593	1,6501508	
	Mar	21831	-7,4683169	
	Apr	18116	-17,017086	
	May	21141	16,6979466	
	Jun	18317	-13,35793	
	Jul	23311	27,26429	
	Aug	23168	-0,6134443	
	Sep	21162	-8,6584945	
	Oct	20384	-3,6764011	
	Nov	18403	-9,7184066	
	Dec	17537	-4,7057545	

30

ITMG

Tahun	Bulan	Adj. Close	Monthly Return	Annual Return (%)
2019	Jan	19745	12,5905229	-30,610483
	Feb	18511	-6,2496835	
	Mar	20568	11,1123116	
	Apr	16649	-19,05387	
	May	16596	-0,3183374	
	Jun	16619	0,13858761	
	Jul	15933	-4,1278055	
	Aug	12310	-22,738969	
	Sep	11742	-4,6141348	
	Oct	12595	7,26452052	
	Nov	9683	-23,120286	
	Dec	11475	18,5066612	

HARGA SAHAM DAN RETURN SAHAM INDIVIDUAL

PERIODE 2012-2019

31

JSMR

Tahun	Bulan	Adj. Close	Monthly Return	Annual Return (%)
2012	Jan	3899	#REF!	26,4812914
	Feb	4188	7,41215696	
	Mar	4589	9,57497612	
	Apr	4812	4,8594465	
	May	5159	7,21113882	
	Jun	5204	0,87226207	
	Jul	5294	1,72943889	
	Aug	5294	0	
	Sep	5159	-2,5500567	
	Oct	5023	-2,6361698	
	Nov	4978	-0,895879	
	Dec	5023	0,9039775	

31

JSMR

Tahun	Bulan	Adj. Close	Monthly Return	Annual Return (%)
2013	Jan	5385	7,2068485	1,25029148
	Feb	6064	12,6090994	
	Mar	6064	0	
	Apr	5553	-8,426781	
	May	4911	-11,561318	
	Jun	5002	1,8529831	
	Jul	4773	-4,5781687	
	Aug	4819	0,96375445	
	Sep	4681	-2,8636647	
	Oct	4337	-7,3488571	
	Nov	4750	9,52271155	
	Dec	4934	3,87368421	

HARGA SAHAM DAN RETURN SAHAM INDIVIDUAL

PERIODE 2012-2019

31

JSMR

Tahun	Bulan	Adj. Close	Monthly Return	Annual Return (%)
2014	Jan	5507	11,6132955	31,9095969
	Feb	5416	-1,6524423	
	Mar	5538	2,25258493	
	Apr	5635	1,75153485	
	May	6056	7,47116238	
	Jun	5844	-3,5006605	
	Jul	6080	4,03832991	
	Aug	5986	-1,5460526	
	Sep	6363	6,29802873	
	Oct	6645	4,43187176	
	Nov	6787	2,13694507	
	Dec	6693	-1,3850007	

31

JSMR

Tahun	Bulan	Adj. Close	Monthly Return	Annual Return (%)
2015	Jan	6787	1,40445241	-24,974827
	Feb	6693	-1,3850007	
	Mar	6787	1,40445241	
	Apr	5904	-13,010166	
	May	6166	4,43766938	
	Jun	5214	-15,439507	
	Jul	5452	4,56463368	
	Aug	4904	-10,051357	
	Sep	4595	-6,3009788	
	Oct	4609	0,304679	
	Nov	4285	-7,0297245	
	Dec	4976	16,126021	

HARGA SAHAM DAN RETURN SAHAM INDIVIDUAL

PERIODE 2012-2019

31

JSMR

Tahun	Bulan	Adj. Close	Monthly Return	Annual Return (%)
2016	Jan	5476	10,0482315	-16,157657
	Feb	5047	-7,8341855	
	Mar	5142	1,88230632	
	Apr	5190	0,93348891	
	May	5183	-0,1348748	
	Jun	5063	-2,3152614	
	Jul	5111	0,94805451	
	Aug	4665	-8,7262767	
	Sep	4415	-5,3590568	
	Oct	4348	-1,5175538	
	Nov	3993	-8,1646734	
	Dec	4156	4,08214375	

31

JSMR

Tahun	Bulan	Adj. Close	Monthly Return	Annual Return (%)
2017	Jan	4060	-2,3099134	44,4065567
	Feb	4599	13,2758621	
	Mar	4445	-3,348554	
	Apr	4540	2,13723285	
	May	5137	13,1497797	
	Jun	5235	1,90772825	
	Jul	5725	9,36007641	
	Aug	5700	-0,4366812	
	Sep	5480	-3,8596491	
	Oct	6361	16,0766423	
	Nov	6328	-0,5187864	
	Dec	6263	-1,0271808	

HARGA SAHAM DAN RETURN SAHAM INDIVIDUAL

PERIODE 2012-2019

31

JSMR

Tahun	Bulan	Adj. Close	Monthly Return	Annual Return (%)
2018	Jan	5578	-10,937251	-35,487833
	Feb	5235	-6,1491574	
	Mar	4482	-14,383954	
	Apr	4276	-4,5961624	
	May	4412	3,18054256	
	Jun	4145	-6,0516772	
	Jul	4650	12,1833534	
	Aug	4492	-3,3978495	
	Sep	4432	-1,3357079	
	Oct	4115	-7,1525271	
	Nov	4095	-0,4860267	
	Dec	4244	3,63858364	

31

JSMR

Tahun	Bulan	Adj. Close	Monthly Return	Annual Return (%)
2019	Jan	4878	14,938737	23,2676612
	Feb	5181	6,21156212	
	Mar	5925	14,3601621	
	Apr	6049	2,092827	
	May	5652	-6,5630683	
	Jun	5725	1,2915782	
	Jul	6000	4,80349345	
	Aug	5600	-6,6666667	
	Sep	5700	1,78571429	
	Oct	5450	-4,3859649	
	Nov	4940	-9,3577982	
	Dec	5175	4,75708502	

HARGA SAHAM DAN RETURN SAHAM INDIVIDUAL

PERIODE 2012-2019

32

KLBF

Tahun	Bulan	Adj. Close	Monthly Return	Annual Return (%)
2012	Jan	556	#REF!	55,6668137
	Feb	552	-0,7194245	
	Mar	560	1,44927536	
	Apr	635	13,3928571	
	May	611	-3,7795276	
	Jun	595	-2,6186579	
	Jul	690	15,9663866	
	Aug	699	1,30434783	
	Sep	848	21,316166	
	Oct	875	3,18396226	
	Nov	929	6,17142857	
	Dec	929	0	

32

KLBF

Tahun	Bulan	Adj. Close	Monthly Return	Annual Return (%)
2013	Jan	984	5,920344446	25,1589425
	Feb	1164	18,2926829	
	Mar	1119	-3,8659794	
	Apr	1254	12,0643432	
	May	1309	4,38596491	
	Jun	1300	-0,6875477	
	Jul	1310	0,76923077	
	Aug	1236	-5,648855	
	Sep	1081	-12,540453	
	Oct	1191	10,1757632	
	Nov	1117	-6,2132662	
	Dec	1145	2,50671441	

HARGA SAHAM DAN RETURN SAHAM INDIVIDUAL

PERIODE 2012-2019

32

KLBF

Tahun	Bulan	Adj. Close	Monthly Return	Annual Return (%)
2014	Jan	1287	12,4017467	40,7534433
	Feb	1328	3,18570319	
	Mar	1342	1,05421687	
	Apr	1415	5,43964232	
	May	1411	-0,2826855	
	Jun	1521	7,79588944	
	Jul	1602	5,32544379	
	Aug	1537	-4,0574282	
	Sep	1574	2,40728692	
	Oct	1578	0,25412961	
	Nov	1620	2,66159696	
	Dec	1694	4,56790123	

32

KLBF

Tahun	Bulan	Adj. Close	Monthly Return	Annual Return (%)
2015	Jan	1727	1,94805195	-28,87917
	Feb	1671	-3,2426173	
	Mar	1727	3,35128665	
	Apr	1662	-3,7637522	
	May	1703	2,46690734	
	Jun	1567	-7,9859072	
	Jul	1632	4,14805361	
	Aug	1548	-5,1470588	
	Sep	1286	-16,925065	
	Oct	1338	4,04354588	
	Nov	1249	-6,651719	
	Dec	1235	-1,1208967	

HARGA SAHAM DAN RETURN SAHAM INDIVIDUAL

PERIODE 2012-2019

32

KLBF

Tahun	Bulan	Adj. Close	Monthly Return	Annual Return (%)
2016	Jan	1249	1,13360324	18,1030527
	Feb	1216	-2,6421137	
	Mar	1352	11,1842105	
	Apr	1286	-4,8816568	
	May	1338	4,04354588	
	Jun	1431	6,95067265	
	Jul	1588	10,9713487	
	Aug	1701	7,11586902	
	Sep	1625	-4,46796	
	Oct	1649	1,47692308	
	Nov	1422	-13,765919	
	Dec	1436	0,98452883	

32

KLBF

Tahun	Bulan	Adj. Close	Monthly Return	Annual Return (%)
2017	Jan	1374	-4,3175487	13,4422187
	Feb	1450	5,53129549	
	Mar	1460	0,68965517	
	Apr	1502	2,87671233	
	May	1460	-2,7962716	
	Jun	1540	5,47945205	
	Jul	1668	8,31168831	
	Aug	1644	-1,4388489	
	Sep	1601	-2,6155718	
	Oct	1538	-3,9350406	
	Nov	1538	0	
	Dec	1625	5,65669701	

HARGA SAHAM DAN RETURN SAHAM INDIVIDUAL

PERIODE 2012-2019

32

KLBF

Tahun	Bulan	Adj. Close	Monthly Return	Annual Return (%)
2018	Jan	1601	-1,4769231	-6,2027588
	Feb	1538	-3,9350406	
	Mar	1442	-6,2418726	
	Apr	1447	0,34674064	
	May	1317	-8,984105	
	Jun	1173	-10,933941	
	Jul	1271	8,35464621	
	Aug	1320	3,8552321	
	Sep	1354	2,57575758	
	Oct	1344	-0,7385524	
	Nov	1496	11,3095238	
	Dec	1491	-0,3342246	

32

KLBF

Tahun	Bulan	Adj. Close	Monthly Return	Annual Return (%)
2019	Jan	1570	5,29845741	10,6538099
	Feb	1467	-6,5605096	
	Mar	1491	1,63599182	
	Apr	1516	1,67672703	
	May	1379	-9,0369393	
	Jun	1432	3,84336476	
	Jul	1470	2,65363128	
	Aug	1690	14,9659864	
	Sep	1675	-0,887574	
	Oct	1595	-4,7761194	
	Nov	1525	-4,3887147	
	Dec	1620	6,2295082	

HARGA SAHAM DAN RETURN SAHAM INDIVIDUAL

PERIODE 2012-2019

33

KRAS

Tahun	Bulan	Adj. Close	Monthly Return	Annual Return (%)
2012	Jan	797	#REF!	26,6483592
	Feb	787	-1,2547051	
	Mar	797	1,27064803	
	Apr	797	0	
	May	658	-17,440402	
	Jun	695	5,6231003	
	Jul	695	0	
	Aug	624	-10,215827	
	Sep	633	1,44230769	
	Oct	661	4,42338073	
	Nov	624	-5,5975794	
	Dec	926	48,3974359	

33

KRAS

Tahun	Bulan	Adj. Close	Monthly Return	Annual Return (%)
2013	Jan	605	-34,665227	-53,841994
	Feb	633	4,62809917	
	Mar	692	9,3206951	
	Apr	520	-24,855491	
	May	491	-5,5769231	
	Jun	449	-8,5539715	
	Jul	458	2,00445434	
	Aug	444	-3,0567686	
	Sep	482	8,55855856	
	Oct	529	9,75103734	
	Nov	463	-12,476371	
	Dec	468	1,07991361	

HARGA SAHAM DAN RETURN SAHAM INDIVIDUAL

PERIODE 2012-2019

33

KRAS

Tahun	Bulan	Adj. Close	Monthly Return	Annual Return (%)
2014	Jan	459	-1,9230769	-0,7782089
	Feb	463	0,87145969	
	Mar	486	4,96760259	
	Apr	470	-3,2921811	
	May	448	-4,6808511	
	Jun	418	-6,6964286	
	Jul	435	4,06698565	
	Aug	477	9,65517241	
	Sep	463	-2,9350105	
	Oct	450	-2,8077754	
	Nov	433	-3,7777778	
	Dec	458	5,77367206	

33

KRAS

Tahun	Bulan	Adj. Close	Monthly Return	Annual Return (%)
2015	Jan	440	-3,930131	-46,258499
	Feb	437	-0,6818182	
	Mar	404	-7,5514874	
	Apr	330	-18,316832	
	May	368	11,5151515	
	Jun	322	-12,5	
	Jul	306	-4,9689441	
	Aug	302	-1,3071895	
	Sep	294	-2,6490066	
	Oct	294	0	
	Nov	285	-3,0612245	
	Dec	277	-2,8070175	

HARGA SAHAM DAN RETURN SAHAM INDIVIDUAL

PERIODE 2012-2019

33

KRAS

Tahun	Bulan	Adj. Close	Monthly Return	Annual Return (%)
2016	Jan	295	6,49819495	131,948061
	Feb	347	17,6271186	
	Mar	448	29,1066282	
	Apr	595	32,8125	
	May	529	-11,092437	
	Jun	576	8,88468809	
	Jul	557	-3,2986111	
	Aug	855	53,5008977	
	Sep	789	-7,7192982	
	Oct	624	-20,912548	
	Nov	845	35,4166667	
	Dec	770	-8,8757396	

33

KRAS

Tahun	Bulan	Adj. Close	Monthly Return	Annual Return (%)
2017	Jan	745	-3,2467532	-56,807027
	Feb	685	-8,0536913	
	Mar	630	-8,0291971	
	Apr	580	-7,9365079	
	May	640	10,3448276	
	Jun	615	-3,90625	
	Jul	595	-3,2520325	
	Aug	555	-6,7226891	
	Sep	515	-7,2072072	
	Oct	492	-4,4660194	
	Nov	454	-7,7235772	
	Dec	424	-6,6079295	

HARGA SAHAM DAN RETURN SAHAM INDIVIDUAL

PERIODE 2012-2019

33

KRAS

Tahun	Bulan	Adj. Close	Monthly Return	Annual Return (%)
2018	Jan	515	21,4622642	-0,5431292
	Feb	510	-0,9708738	
	Mar	438	-14,117647	
	Apr	440	0,456621	
	May	432	-1,8181818	
	Jun	456	5,55555556	
	Jul	410	-10,087719	
	Aug	416	1,46341463	
	Sep	400	-3,8461538	
	Oct	370	-7,5	
	Nov	410	10,8108108	
	Dec	402	-1,9512195	

33

KRAS

Tahun	Bulan	Adj. Close	Monthly Return	Annual Return (%)
2019	Jan	494	22,8855721	-18,268774
	Feb	478	-3,2388664	
	Mar	464	-2,9288703	
	Apr	438	-5,6034483	
	May	402	-8,2191781	
	Jun	418	3,9800995	
	Jul	346	-17,22488	
	Aug	350	1,15606936	
	Sep	350	0	
	Okt	346	-1,1428571	
	Nov	260	-24,855491	
	Dec	304	16,9230769	

HARGA SAHAM DAN RETURN SAHAM INDIVIDUAL

PERIODE 2012-2019

34

LPKR

Tahun	Bulan	Adj. Close	Monthly Return	Annual Return (%)
2012	Jan	491	#REF!	45,317827
	Feb	513	4,48065173	
	Mar	586	14,2300195	
	Apr	608	3,75426621	
	May	579	-4,7697368	
	Jun	586	1,208981	
	Jul	652	11,2627986	
	Aug	637	-2,3006135	
	Sep	733	15,0706436	
	Oct	689	-6,0027285	
	Nov	792	14,9492017	
	Dec	740	-6,5656566	

34

LPKR

Tahun	Bulan	Adj. Close	Monthly Return	Annual Return (%)
2013	Jan	763	3,10810811	4,45885179
	Feb	837	9,69855832	
	Mar	1015	21,2664277	
	Apr	1002	-1,2807882	
	May	1363	36,0279441	
	Jun	1126	-17,388114	
	Jul	948	-15,808171	
	Aug	852	-10,126582	
	Sep	807	-5,2816901	
	Oct	837	3,71747212	
	Nov	674	-19,474313	
	Dec	674	0	

HARGA SAHAM DAN RETURN SAHAM INDIVIDUAL

PERIODE 2012-2019

34

LPKR

Tahun	Bulan	Adj. Close	Monthly Return	Annual Return (%)
2014	Jan	715	6,08308605	18,5235243
	Feb	708	-0,979021	
	Mar	817	15,3954802	
	Apr	805	-1,4687882	
	May	779	-3,2298137	
	Jun	723	-7,1887035	
	Jul	828	14,5228216	
	Aug	805	-2,7777778	
	Sep	708	-12,049689	
	Oct	805	13,700565	
	Nov	877	8,94409938	
	Dec	768	-12,428734	

34

LPKR

Tahun	Bulan	Adj. Close	Monthly Return	Annual Return (%)
2015	Jan	868	13,0208333	12,1828677
	Feb	902	3,91705069	
	Mar	1032	14,4124169	
	Apr	906	-12,209302	
	May	994	9,71302428	
	Jun	902	-9,2555332	
	Jul	900	-0,2217295	
	Aug	1001	11,2222222	
	Sep	806	-19,480519	
	Oct	822	1,98511166	
	Nov	799	-2,7980535	
	Dec	814	1,87734668	

HARGA SAHAM DAN RETURN SAHAM INDIVIDUAL

PERIODE 2012-2019

34

LPKR

Tahun	Bulan	Adj. Close	Monthly Return	Annual Return (%)
2016	Jan	791	-2,8255528	-26,236989
	Feb	747	-5,562579	
	Mar	896	19,9464525	
	Apr	888	-0,8928571	
	May	861	-3,0405405	
	Jun	775	-9,9883856	
	Jul	708	-8,6451613	
	Aug	598	-15,536723	
	Sep	744	24,4147157	
	Oct	575	-22,715054	
	Nov	575	0	
	Dec	567	-1,3913043	

34

LPKR

Tahun	Bulan	Adj. Close	Monthly Return	Annual Return (%)
2017	Jan	618	8,99470899	-34,101925
	Feb	534	-13,592233	
	Mar	518	-2,9962547	
	Apr	561	8,3011583	
	May	616	9,80392157	
	Jun	569	-7,6298701	
	Jul	542	-4,745167	
	Aug	451	-16,789668	
	Sep	383	-15,077605	
	Oct	432	12,7937337	
	Nov	404	-6,4814815	
	Dec	377	-6,6831683	

HARGA SAHAM DAN RETURN SAHAM INDIVIDUAL

PERIODE 2012-2019

34

LPKR

Tahun	Bulan	Adj. Close	Monthly Return	Annual Return (%)
2018	Jan	350	-7,1618037	-44,127405
	Feb	296	-15,428571	
	Mar	267	-9,7972973	
	Apr	290	8,61423221	
	May	282	-2,7586207	
	Jun	272	-3,5460993	
	Jul	222	-18,382353	
	Aug	209	-5,8558559	
	Sep	201	-3,8277512	
	Oct	222	10,4477612	
	Nov	247	11,2612613	
	Dec	228	-7,6923077	

34

LPKR

Tahun	Bulan	Adj. Close	Monthly Return	Annual Return (%)
2019	Jan	237	3,94736842	8,98870144
	Feb	218	-8,0168776	
	Mar	259	18,8073394	
	Apr	260	0,38610039	
	May	255	-1,9230769	
	Jun	264	3,52941176	
	Jul	280	6,06060606	
	Aug	254	-9,2857143	
	Sep	236	-7,0866142	
	Oct	236	0	
	Nov	244	3,38983051	
	Dec	242	-0,8196721	

HARGA SAHAM DAN RETURN SAHAM INDIVIDUAL

PERIODE 2012-2019

35

LPPF

Tahun	Bulan	Adj. Close	Monthly Return	Annual Return (%)
2012	Jan	1.847	#REF!	16,6849656
	Feb	1.847	0	
	Mar	1.847	0	
	Apr	1.847	0	
	May	2.008	8,71683812	
	Jun	2.008	0	
	Jul	2.008	0	
	Aug	2.008	0	
	Sep	2.168	7,96812749	
	Oct	2.168	0	
	Nov	2.168	0	
	Dec	2.168	0	

35

LPPF

Tahun	Bulan	Adj. Close	Monthly Return	Annual Return (%)
2013	Jan	2.168	0	255,560284
	Feb	2.711	25,0461255	
	Mar	8.836	225,931391	
	Apr	9.719	9,9932096	
	May	10.422	7,23325445	
	Jun	9.318	-10,592976	
	Jul	10.001	7,32989912	
	Aug	10.001	0	
	Sep	8.434	-15,668433	
	Oct	9.880	17,1448897	
	Nov	9.278	-6,0931174	
	Dec	8.836	-4,7639577	

HARGA SAHAM DAN RETURN SAHAM INDIVIDUAL

PERIODE 2012-2019

35

LPPF

Tahun	Bulan	Adj. Close	Monthly Return	Annual Return (%)
2014	Jan	9.338	5,68130376	36,065741
	Feb	11.246	20,4326408	
	Mar	11.165	-0,7202561	
	Apr	12.049	7,91759964	
	May	11.667	-3,1703876	
	Jun	11.085	-4,9884289	
	Jul	11.780	6,26973387	
	Aug	13.222	12,2410866	
	Sep	13.182	-0,3025261	
	Oct	11.882	-9,8619329	
	Nov	12.187	2,56690793	
	Dec	12.187	0	

35

LPPF

Tahun	Bulan	Adj. Close	Monthly Return	Annual Return (%)
2015	Jan	12.613	3,49552802	21,5973667
	Feb	14.502	14,9766114	
	Mar	16.005	10,3640877	
	Apr	14.218	-11,165261	
	May	14.177	-0,2883669	
	Jun	13.446	-5,156239	
	Jul	14.459	7,53383906	
	Aug	14.479	0,13832215	
	Sep	13.302	-8,1290144	
	Oct	13.695	2,95444294	
	Nov	12.930	-5,5859803	
	Dec	14.541	12,4593968	

HARGA SAHAM DAN RETURN SAHAM INDIVIDUAL

PERIODE 2012-2019

35

LPPF

Tahun	Bulan	Adj. Close	Monthly Return	Annual Return (%)
2016	Jan	13.219	-9,0915343	-8,3341695
	Feb	15.264	15,4701566	
	Mar	15.161	-0,6747904	
	Apr	15.698	3,54198272	
	May	15.677	-0,133775	
	Jun	16.524	5,40281942	
	Jul	16.840	1,91236989	
	Aug	16.903	0,37410926	
	Sep	15.614	-7,6258652	
	Oct	15.234	-2,4337133	
	Nov	12.170	-20,112905	
	Dec	12.783	5,03697617	

35

LPPF

Tahun	Bulan	Adj. Close	Monthly Return	Annual Return (%)
2017	Jan	12.487	-2,3155754	-30,840211
	Feb	11.536	-7,6159206	
	Mar	11.135	-3,4760749	
	Apr	12.339	10,8127526	
	May	12.762	3,42815463	
	Jun	12.372	-3,0559473	
	Jul	11.063	-10,580343	
	Aug	8.728	-21,106391	
	Sep	8.095	-7,2525206	
	Oct	7.506	-7,2760964	
	Nov	9.252	23,2613909	
	Dec	8.728	-5,6636403	

HARGA SAHAM DAN RETURN SAHAM INDIVIDUAL

PERIODE 2012-2019

35

LPPF

Tahun	Bulan	Adj. Close	Monthly Return	Annual Return (%)
2018	Jan	9.710	11,2511457	-43,318931
	Feb	9.296	-4,2636457	
	Mar	9.557	2,80765921	
	Apr	9.034	-5,4724286	
	May	7.986	-11,60062	
	Jun	8.074	1,10192837	
	Jul	7.363	-8,8060441	
	Aug	6.881	-6,5462447	
	Sep	6.353	-7,6733033	
	Oct	4.449	-29,970093	
	Nov	4.358	-2,0454035	
	Dec	5.138	17,8981184	

35

LPPF

Tahun	Bulan	Adj. Close	Monthly Return	Annual Return (%)
2019	Jan	6.422	24,9902686	-4,4939515
	Feb	5.275	-17,86048	
	Mar	3.715	-29,57346	
	Apr	3.734	0,51144011	
	May	3.440	-7,873594	
	Jun	3.450	0,29069767	
	Jul	3.730	8,11594203	
	Aug	3.020	-19,034853	
	Sep	3.430	13,5761589	
	Okt	3.640	6,12244898	
	Nov	3.530	-3,021978	
	Dec	4.210	19,2634561	

HARGA SAHAM DAN RETURN SAHAM INDIVIDUAL

PERIODE 2012-2019

37

LSIP

Tahun	Bulan	Adj. Close	Monthly Return	Annual Return (%)
2012	Jan	1915	#REF!	4,99786125
	Feb	2093	9,29503916	
	Mar	2271	8,50453894	
	Apr	2301	1,32100396	
	May	1895	-17,644502	
	Jun	2113	11,5039578	
	Jul	2262	7,05158542	
	Aug	1974	-12,732095	
	Sep	2015	2,07700101	
	Oct	1913	-5,0620347	
	Nov	1538	-19,602718	
	Dec	1850	20,2860858	

37

LSIP

Tahun	Bulan	Adj. Close	Monthly Return	Annual Return (%)
2013	Jan	1809	-2,2162162	11,493864
	Feb	1706	-5,6937535	
	Mar	1587	-6,975381	
	Apr	1250	-21,235035	
	May	1579	26,32	
	Jun	1414	-10,449652	
	Jul	956	-32,390382	
	Aug	1272	33,0543933	
	Sep	1084	-14,779874	
	Oct	1366	26,0147601	
	Nov	1571	15,0073206	
	Dec	1647	4,837683	

HARGA SAHAM DAN RETURN SAHAM INDIVIDUAL

PERIODE 2012-2019

37

LSIP

Tahun	Bulan	Adj. Close	Monthly Return	Annual Return (%)
2014	Jan	1413	-14,20765	5,86318644
	Feb	1767	25,0530786	
	Mar	1887	6,79117148	
	Apr	2091	10,8108108	
	May	1972	-5,6910569	
	Jun	1976	0,20283976	
	Jul	1830	-7,3886664	
	Aug	1629	-10,983607	
	Sep	1655	1,59607121	
	Oct	1695	2,41691843	
	Nov	1729	2,00589971	
	Dec	1647	-4,7426258	

37

LSIP

Tahun	Bulan	Adj. Close	Monthly Return	Annual Return (%)
2015	Jan	1603	-2,671524	-18,309875
	Feb	1638	2,18340611	
	Mar	1507	-7,997558	
	Apr	1241	-17,650962	
	May	1451	16,9218372	
	Jun	1400	-3,5148174	
	Jul	1220	-12,857143	
	Aug	972	-20,327869	
	Sep	1247	28,2921811	
	Oct	1396	11,9486768	
	Nov	1080	-22,636103	
	Dec	1188	10	

HARGA SAHAM DAN RETURN SAHAM INDIVIDUAL

PERIODE 2012-2019

37

LSIP

Tahun	Bulan	Adj. Close	Monthly Return	Annual Return (%)
2016	Jan	1238	4,20875421	37,9877021
	Feb	1287	3,95799677	
	Mar	1639	27,3504274	
	Apr	1382	-15,680293	
	May	1305	-5,5716353	
	Jun	1242	-4,8275862	
	Jul	1296	4,34782609	
	Aug	1476	13,8888889	
	Sep	1379	-6,5718157	
	Oct	1407	2,03045685	
	Nov	1674	18,9765458	
	Dec	1605	-4,1218638	

37

LSIP

Tahun	Bulan	Adj. Close	Monthly Return	Annual Return (%)
2017	Jan	1430	-10,903427	-15,254392
	Feb	1361	-4,8251748	
	Mar	1351	-0,7347539	
	Apr	1287	-4,7372317	
	May	1407	9,32400932	
	Jun	1264	-10,163468	
	Jul	1333	5,45886076	
	Aug	1300	-2,4756189	
	Sep	1333	2,53846154	
	Oct	1427	7,05176294	
	Nov	1314	-7,9187106	
	Dec	1342	2,13089802	

HARGA SAHAM DAN RETURN SAHAM INDIVIDUAL

PERIODE 2012-2019

37

LSIP

Tahun	Bulan	Adj. Close	Monthly Return	Annual Return (%)
2018	Jan	1238	-7,7496274	1,28066861
	Feb	1314	6,13893376	
	Mar	1224	-6,8493151	
	Apr	1191	-2,6960784	
	May	1087	-8,7321579	
	Jun	936	-13,891444	
	Jul	988	5,55555556	
	Aug	1371	38,7651822	
	Sep	1253	-8,6068563	
	Oct	1268	1,1971269	
	Nov	1111	-12,381703	
	Dec	1228	10,5310531	

37

LSIP

Tahun	Bulan	Adj. Close	Monthly Return	Annual Return (%)
2019	Jan	1445	17,6710098	25,0228772
	Feb	1199	-17,024221	
	Mar	1027	-14,345288	
	Apr	1071	4,28432327	
	May	1125	5,04201681	
	Jun	1101	-2,1333333	
	Jul	1060	-3,7238874	
	Aug	1205	13,6792453	
	Sep	1285	6,63900415	
	Oct	1350	5,05836576	
	Nov	1370	1,48148148	
	Dec	1485	8,39416058	

HARGA SAHAM DAN RETURN SAHAM INDIVIDUAL

PERIODE 2012-2019

37

LSIP

Tahun	Bulan	Adj. Close	Monthly Return	Annual Return (%)
2012	Jan	1146	#REF!	72,5224652
	Feb	1417	23,6474695	
	Mar	1596	12,6323218	
	Apr	1901	19,1102757	
	May	1579	-16,938453	
	Jun	1689	6,96643445	
	Jul	2035	20,4854944	
	Aug	1836	-9,7788698	
	Sep	2247	22,3856209	
	Oct	2442	8,67823765	
	Nov	2312	-5,3235053	
	Dec	2096	-9,3425606	

37

LSIP

Tahun	Bulan	Adj. Close	Monthly Return	Annual Return (%)
2013	Jan	2053	-2,0515267	14,5032296
	Feb	2550	24,2084754	
	Mar	2442	-4,2352941	
	Apr	2701	10,6060606	
	May	2895	7,18252499	
	Jun	2701	-6,701209	
	Jul	2679	-0,8145131	
	Aug	2550	-4,8152296	
	Sep	2332	-8,5490196	
	Oct	2205	-5,4459691	
	Nov	2359	6,98412698	
	Dec	2315	-1,8651971	

HARGA SAHAM DAN RETURN SAHAM INDIVIDUAL

PERIODE 2012-2019

37

LSIP

Tahun	Bulan	Adj. Close	Monthly Return	Annual Return (%)
2014	Jan	1990	-14,038877	4,21877613
	Feb	2257	13,4170854	
	Mar	2342	3,76606114	
	Apr	2418	3,24508967	
	May	2520	4,21836228	
	Jun	2458	-2,4603175	
	Jul	2329	-5,2481692	
	Aug	2498	7,25633319	
	Sep	2845	13,8911129	
	Oct	2493	-12,372583	
	Nov	2168	-13,036502	
	Dec	2289	5,58118081	

37

LSIP

Tahun	Bulan	Adj. Close	Monthly Return	Annual Return (%)
2015	Jan	2578	12,6256007	-20,247481
	Feb	2839	10,1241272	
	Mar	2582	-9,0524833	
	Apr	1987	-23,044152	
	May	1857	-6,5425264	
	Jun	1801	-3,0156166	
	Jul	1898	5,38589672	
	Aug	1759	-7,3234984	
	Sep	1522	-13,473565	
	Oct	1657	8,86990802	
	Nov	1508	-8,9921545	
	Dec	1722	14,1909814	

HARGA SAHAM DAN RETURN SAHAM INDIVIDUAL

PERIODE 2012-2019

37

LSIP

Tahun	Bulan	Adj. Close	Monthly Return	Annual Return (%)
2016	Jan	1104	-35,888502	21,6466723
	Feb	1726	56,3405797	
	Mar	2023	17,207416	
	Apr	2181	7,8101829	
	May	1949	-10,637322	
	Jun	2084	6,92662904	
	Jul	2036	-2,303263	
	Aug	1818	-10,707269	
	Sep	1913	5,22552255	
	Oct	1989	3,97281756	
	Nov	1643	-17,395676	
	Dec	1661	1,09555691	

37

LSIP

Tahun	Bulan	Adj. Close	Monthly Return	Annual Return (%)
2017	Jan	1605	-3,371463	-23,471235
	Feb	1572	-2,0560748	
	Mar	1752	11,4503817	
	Apr	1728	-1,369863	
	May	1799	4,1087963	
	Jun	1742	-3,1684269	
	Jul	1705	-2,1239954	
	Aug	1445	-15,249267	
	Sep	1280	-11,418685	
	Oct	1513	18,203125	
	Nov	1397	-7,666887	
	Dec	1246	-10,808876	

HARGA SAHAM DAN RETURN SAHAM INDIVIDUAL

PERIODE 2012-2019

37

LSIP

Tahun	Bulan	Adj. Close	Monthly Return	Annual Return (%)
2018	Jan	1479	18,6998395	-52,684249
	Feb	1489	0,67613252	
	Mar	1372	-7,8576226	
	Apr	1285	-6,3411079	
	May	1164	-9,4163424	
	Jun	892	-23,367698	
	Jul	955	7,06278027	
	Aug	892	-6,5968586	
	Sep	794	-10,986547	
	Oct	769	-3,1486146	
	Nov	779	1,30039012	
	Dec	680	-12,708601	

37

LSIP

Tahun	Bulan	Adj. Close	Monthly Return	Annual Return (%)
2019	Jan	833	22,5	106,489072
	Feb	922	10,6842737	
	Mar	739	-19,848156	
	Apr	927	25,4397835	
	May	1124	21,2513484	
	Jun	1025	-8,8078292	
	Jul	1356	32,2926829	
	Aug	1240	-8,5545723	
	Sep	1235	-0,4032258	
	Oct	1315	6,47773279	
	Nov	1250	-4,9429658	
	Dec	1630	30,4	

HARGA SAHAM DAN RETURN SAHAM INDIVIDUAL

PERIODE 2012-2019

38

PGAS

Tahun	Bulan	Adj. Close	Monthly Return	Annual Return (%)
2012	Jan	2624	#REF!	35,7395782
	Feb	2916	11,1280488	
	Mar	2955	1,33744856	
	Apr	2605	-11,844332	
	May	2877	10,4414587	
	Jun	2741	-4,7271463	
	Jul	3059	11,6016053	
	Aug	2979	-2,6152337	
	Sep	3321	11,4803625	
	Oct	3743	12,707016	
	Nov	3643	-2,6716538	
	Dec	3603	-1,0979962	

38

PGAS

Tahun	Bulan	Adj. Close	Monthly Return	Annual Return (%)
2013	Jan	3764	4,46849847	8,04698588
	Feb	3864	2,65674814	
	Mar	4790	23,9648033	
	Apr	5032	5,05219207	
	May	4428	-12,00318	
	Jun	4784	8,03974706	
	Jul	4909	2,61287625	
	Aug	4493	-8,474231	
	Sep	4327	-3,6946361	
	Oct	4243	-1,9412988	
	Nov	4035	-4,9021918	
	Dec	3723	-7,732342	

HARGA SAHAM DAN RETURN SAHAM INDIVIDUAL

PERIODE 2012-2019

38

PGAS

Tahun	Bulan	Adj. Close	Monthly Return	Annual Return (%)
2014	Jan	3969	6,60757454	31,8025886
	Feb	4077	2,72108844	
	Mar	4264	4,58670591	
	Apr	4431	3,91651032	
	May	4888	10,3136989	
	Jun	5024	2,78232406	
	Jul	5316	5,81210191	
	Aug	5226	-1,6930023	
	Sep	5407	3,46345197	
	Oct	5361	-0,850749	
	Nov	5361	0	
	Dec	5047	-5,8571162	

38

PGAS

Tahun	Bulan	Adj. Close	Monthly Return	Annual Return (%)
2015	Jan	4550	-9,8474341	-57,006798
	Feb	4686	2,98901099	
	Mar	4325	-7,7037985	
	Apr	3694	-14,589595	
	May	3991	8,04006497	
	Jun	4009	0,45101478	
	Jul	3717	-7,2836119	
	Aug	2583	-30,508475	
	Sep	2351	-8,9818041	
	Oct	2787	18,5452999	
	Nov	2467	-11,48188	
	Dec	2550	3,36441021	

HARGA SAHAM DAN RETURN SAHAM INDIVIDUAL

PERIODE 2012-2019

38

PGAS

Tahun	Bulan	Adj. Close	Monthly Return	Annual Return (%)
2016	Jan	2234	-12,392157	12,9645529
	Feb	2448	9,57923008	
	Mar	2430	-0,7352941	
	Apr	2434	0,16460905	
	May	2304	-5,3410025	
	Jun	2174	-5,6423611	
	Jul	3057	40,6163753	
	Aug	2806	-8,210664	
	Sep	2667	-4,9536707	
	Oct	2379	-10,79865	
	Nov	2462	3,48886087	
	Dec	2639	7,18927701	

38

PGAS

Tahun	Bulan	Adj. Close	Monthly Return	Annual Return (%)
2017	Jan	2676	1,40204623	-38,754183
	Feb	2629	-1,7563528	
	Mar	2351	-10,574363	
	Apr	2258	-3,9557635	
	May	2230	-1,2400354	
	Jun	2156	-3,3183857	
	Jul	2156	0	
	Aug	2032	-5,7513915	
	Sep	1509	-25,738189	
	Oct	1763	16,8323393	
	Nov	1629	-7,6006807	
	Dec	1677	2,946593	

HARGA SAHAM DAN RETURN SAHAM INDIVIDUAL

PERIODE 2012-2019

38

PGAS

Tahun	Bulan	Adj. Close	Monthly Return	Annual Return (%)
2018	Jan	2501	49,1353608	37,614606
	Feb	2559	2,31907237	
	Mar	2204	-13,872606	
	Apr	1902	-13,702359	
	May	1989	4,57413249	
	Jun	1944	-2,2624434	
	Jul	1656	-14,814815	
	Aug	2085	25,9057971	
	Sep	2192	5,13189448	
	Oct	2163	-1,3229927	
	Nov	1905	-11,927878	
	Dec	2066	8,45144357	

38

PGAS

Tahun	Bulan	Adj. Close	Monthly Return	Annual Return (%)
2019	Jan	2504	21,2003872	9,85430618
	Feb	2475	-1,158147	
	Mar	2299	-7,11111111	
	Apr	2260	-1,6963897	
	May	2007	-11,19469	
	Jun	2110	5,13203787	
	Jul	2050	-2,8436019	
	Aug	1920	-6,3414634	
	Sep	2100	9,375	
	Oct	2110	0,47619048	
	Nov	1920	-9,0047393	
	Dec	2170	13,0208333	

HARGA SAHAM DAN RETURN SAHAM INDIVIDUAL

PERIODE 2012-2019

39

PTBA

Tahun	Bulan	Adj. Close	Monthly Return	Annual Return (%)
2012	Jan	955	#REF!	2,13870253
	Feb	983	2,93193717	
	Mar	972	-1,1190234	
	Apr	874	-10,082305	
	May	711	-18,649886	
	Jun	884	24,3319269	
	Jul	960	8,59728507	
	Aug	881	-8,2291667	
	Sep	978	11,0102157	
	Oct	966	-1,2269939	
	Nov	845	-12,52588	
	Dec	905	7,10059172	

39

PTBA

Tahun	Bulan	Adj. Close	Monthly Return	Annual Return (%)
2013	Jan	936	3,42541436	4,82819994
	Feb	912	-2,5641026	
	Mar	869	-4,7149123	
	Apr	921	5,98388953	
	May	736	-20,086862	
	Jun	1045	41,9836957	
	Jul	782	-25,167464	
	Aug	951	21,6112532	
	Sep	1002	5,36277603	
	Oct	955	-4,6906188	
	Nov	943	-1,2565445	
	Dec	801	-15,058324	

HARGA SAHAM DAN RETURN SAHAM INDIVIDUAL

PERIODE 2012-2019

39

PTBA

Tahun	Bulan	Adj. Close	Monthly Return	Annual Return (%)
2014	Jan	727	-9,2384519	54,7793009
	Feb	752	3,43878955	
	Mar	733	-2,5265957	
	Apr	776	5,86630286	
	May	1088	40,2061856	
	Jun	1090	0,18382353	
	Jul	1184	8,62385321	
	Aug	1357	14,6114865	
	Sep	1342	-1,1053795	
	Oct	1317	-1,8628912	
	Nov	1337	1,51860289	
	Dec	1271	-4,9364248	

39

PTBA

Tahun	Bulan	Adj. Close	Monthly Return	Annual Return (%)
2015	Jan	1156	-9,0479937	-66,519019
	Feb	1085	-6,1418685	
	Mar	1093	0,73732719	
	Apr	950	-13,083257	
	May	1170	23,1578947	
	Jun	1001	-14,4444444	
	Jul	715	-28,571429	
	Aug	697	-2,5174825	
	Sep	670	-3,8737446	
	Oct	869	29,7014925	
	Nov	667	-23,245109	
	Dec	539	-19,190405	

HARGA SAHAM DAN RETURN SAHAM INDIVIDUAL

PERIODE 2012-2019

39

PTBA

Tahun	Bulan	Adj. Close	Monthly Return	Annual Return (%)
2016	Jan	530	-1,6697588	134,940018
	Feb	604	13,9622642	
	Mar	747	23,6754967	
	Apr	840	12,4497992	
	May	935	11,3095238	
	Jun	1130	20,855615	
	Jul	1445	27,8761062	
	Aug	1456	0,76124567	
	Sep	1412	-3,021978	
	Oct	1746	23,6543909	
	Nov	1732	-0,8018328	
	Dec	1834	5,8891455	

39

PTBA

Tahun	Bulan	Adj. Close	Monthly Return	Annual Return (%)
2017	Jan	1702	-7,1973828	18,562749
	Feb	1640	-3,6427732	
	Mar	1937	18,1097561	
	Apr	1860	-3,9752194	
	May	1599	-14,032258	
	Jun	1976	23,5772358	
	Jul	2166	9,61538462	
	Aug	2046	-5,5401662	
	Sep	1728	-15,542522	
	Oct	1898	9,83796296	
	Nov	1860	-2,0021075	
	Dec	2034	9,35483871	

HARGA SAHAM DAN RETURN SAHAM INDIVIDUAL

PERIODE 2012-2019

39

PTBA

Tahun	Bulan	Adj. Close	Monthly Return	Annual Return (%)
2018	Jan	2812	38,2497542	77,8412777
	Feb	2621	-6,7923186	
	Mar	2431	-7,2491415	
	Apr	2679	10,2015631	
	May	3459	29,1153415	
	Jun	3614	4,48106389	
	Jul	4078	12,8389596	
	Aug	3687	-9,5880333	
	Sep	3932	6,64496881	
	Oct	3869	-1,602238	
	Nov	3659	-5,4277591	
	Dec	3914	6,96911725	

39

PTBA

Tahun	Bulan	Adj. Close	Monthly Return	Annual Return (%)
2019	Jan	3923	0,22994379	-32,792926
	Feb	3623	-7,6472088	
	Mar	3832	5,76869997	
	Apr	3605	-5,9237996	
	May	2785	-22,746186	
	Jun	2960	6,28366248	
	Jul	2740	-7,4324324	
	Aug	2470	-9,8540146	
	Sep	2260	-8,5020243	
	Oct	2250	-0,4424779	
	Nov	2420	7,55555556	
	Dec	2660	9,91735537	

HARGA SAHAM DAN RETURN SAHAM INDIVIDUAL

PERIODE 2012-2019

40

PTPP

Tahun	Bulan	Adj. Close	Monthly Return	Annual Return (%)
2012	Jan	469	#REF!	47,8270676
	Feb	526	12,1535181	
	Mar	518	-1,5209125	
	Apr	576	11,1969112	
	May	493	-14,409722	
	Jun	502	1,82555781	
	Jul	507	0,99601594	
	Aug	481	-5,1282051	
	Sep	617	28,2744283	
	Oct	650	5,34846029	
	Nov	786	20,9230769	
	Dec	693	-11,832061	

40

PTPP

Tahun	Bulan	Adj. Close	Monthly Return	Annual Return (%)
2013	Jan	735	6,06060606	53,1132742
	Feb	777	5,71428571	
	Mar	1.014	30,5019305	
	Apr	1.200	18,3431953	
	May	1.479	23,25	
	Jun	1.155	-21,906694	
	Jul	1.215	5,19480519	
	Aug	907	-25,349794	
	Sep	958	5,62293275	
	Oct	1.120	16,9102296	
	Nov	984	-12,142857	
	Dec	993	0,91463415	

HARGA SAHAM DAN RETURN SAHAM INDIVIDUAL

PERIODE 2012-2019

40

PTPP

Tahun	Bulan	Adj. Close	Monthly Return	Annual Return (%)
2014	Jan	1.155	16,3141994	127,460206
	Feb	1.203	4,15584416	
	Mar	1.566	30,1745636	
	Apr	1.579	0,83014049	
	May	1.660	5,12982901	
	Jun	1.608	-3,1325301	
	Jul	1.965	22,2014925	
	Aug	2.143	9,05852417	
	Sep	1.869	-12,785814	
	Oct	2.286	22,3113965	
	Nov	2.660	16,3604549	
	Dec	3.108	16,8421053	

40

PTPP

Tahun	Bulan	Adj. Close	Monthly Return	Annual Return (%)
2015	Jan	3.404	9,52380952	12,6400524
	Feb	3.530	3,70152761	
	Mar	3.300	-6,5155807	
	Apr	3.413	3,42424242	
	May	3.495	2,40257838	
	Jun	3.034	-13,190272	
	Jul	3.415	12,5576796	
	Aug	3.031	-11,24451	
	Sep	3.030	-0,0329924	
	Oct	3.332	9,9669967	
	Nov	3.170	-4,8619448	
	Dec	3.389	6,90851735	

HARGA SAHAM DAN RETURN SAHAM INDIVIDUAL

PERIODE 2012-2019

40

PTPP

Tahun	Bulan	Adj. Close	Monthly Return	Annual Return (%)
2016	Jan	3.410	0,61965181	5,91055315
	Feb	3.227	-5,3665689	
	Mar	3.375	4,58630307	
	Apr	3.205	-5,037037	
	May	3.235	0,93603744	
	Jun	3.442	6,39876352	
	Jul	3.406	-1,0459035	
	Aug	3.839	12,7128597	
	Sep	3.697	-3,6988799	
	Oct	3.636	-1,6499865	
	Nov	3.750	3,13531353	
	Dec	3.537	-5,68	

40

PTPP

Tahun	Bulan	Adj. Close	Monthly Return	Annual Return (%)
2017	Jan	3.333	-5,7675997	-28,320258
	Feb	3.231	-3,060306	
	Mar	3.073	-4,8901269	
	Apr	3.040	-1,0738692	
	May	2.992	-1,5789474	
	Jun	3.002	0,3342246	
	Jul	2.896	-3,5309793	
	Aug	2.686	-7,2513812	
	Sep	2.208	-17,795979	
	Oct	2.724	23,3695652	
	Nov	2.457	-9,8017621	
	Dec	2.524	2,72690273	

HARGA SAHAM DAN RETURN SAHAM INDIVIDUAL

PERIODE 2012-2019

40

PTPP

Tahun	Bulan	Adj. Close	Monthly Return	Annual Return (%)
2018	Jan	2.992	18,5419968	-20,152043
	Feb	2.963	-0,9692513	
	Mar	2.495	-15,794803	
	Apr	2.323	-6,8937876	
	May	2.466	6,15583297	
	Jun	1.948	-21,005677	
	Jul	2.031	4,26078029	
	Aug	1.855	-8,6656819	
	Sep	1.489	-19,730458	
	Oct	1.299	-12,760242	
	Nov	1.811	39,4149346	
	Dec	1.762	-2,7056875	

40

PTPP

Tahun	Bulan	Adj. Close	Monthly Return	Annual Return (%)
2019	Jan	2.285	29,6821793	4,46610937
	Feb	1.953	-14,52954	
	Mar	2.051	5,01792115	
	Apr	2.344	14,2857143	
	May	1.924	-17,918089	
	Jun	2.210	14,8648649	
	Jul	2.150	-2,7149321	
	Aug	1.850	-13,953488	
	Sep	1.705	-7,8378378	
	Okt	1.775	4,10557185	
	Nov	1.350	-23,943662	
	Dec	1.585	17,4074074	

HARGA SAHAM DAN RETURN SAHAM INDIVIDUAL

PERIODE 2012-2019

41

PWON

Tahun	Bulan	Adj. Close	Monthly Return	Annual Return (%)
2012	Jan	183	#REF!	14,3544988
	Feb	190	3,82513661	
	Mar	190	0	
	Apr	190	0	
	May	174	-8,4210526	
	Jun	179	2,87356322	
	Jul	208	16,2011173	
	Aug	208	0	
	Sep	250	20,1923077	
	Oct	259	3,6	
	Nov	214	-17,374517	
	Dec	200	-6,5420561	

41

PWON

Tahun	Bulan	Adj. Close	Monthly Return	Annual Return (%)
2013	Jan	256	28	39,7935406
	Feb	335	30,859375	
	Mar	358	6,86567164	
	Apr	377	5,30726257	
	May	391	3,71352785	
	Jun	321	-17,902813	
	Jul	354	10,2803738	
	Aug	270	-23,728814	
	Sep	265	-1,8518519	
	Oct	288	8,67924528	
	Nov	236	-18,055556	
	Dec	254	7,62711864	

HARGA SAHAM DAN RETURN SAHAM INDIVIDUAL

PERIODE 2012-2019

41

PWON

Tahun	Bulan	Adj. Close	Monthly Return	Annual Return (%)
2014	Jan	289	13,7795276	73,160733
	Feb	311	7,61245675	
	Mar	330	6,10932476	
	Apr	332	0,60606061	
	May	385	15,9638554	
	Jun	329	-14,545455	
	Jul	391	18,8449848	
	Aug	415	6,13810742	
	Sep	385	-7,2289157	
	Oct	429	11,4285714	
	Nov	491	14,4522145	
	Dec	491	0	

41

PWON

Tahun	Bulan	Adj. Close	Monthly Return	Annual Return (%)
2015	Jan	476	-3,0549898	4,69525535
	Feb	525	10,2941176	
	Mar	491	-6,4761905	
	Apr	418	-14,867617	
	May	421	0,71770335	
	Jun	410	-2,6128266	
	Jul	396	-3,4146341	
	Aug	366	-7,5757576	
	Sep	319	-12,84153	
	Oct	411	28,8401254	
	Nov	444	8,02919708	
	Dec	478	7,65765766	

HARGA SAHAM DAN RETURN SAHAM INDIVIDUAL

PERIODE 2012-2019

41

PWON

Tahun	Bulan	Adj. Close	Monthly Return	Annual Return (%)
2016	Jan	432	-9,623431	18,9926252
	Feb	441	2,083333333	
	Mar	466	5,66893424	
	Apr	506	8,58369099	
	May	530	4,743083	
	Jun	593	11,8867925	
	Jul	627	5,73355818	
	Aug	578	-7,814992	
	Sep	655	13,3217993	
	Oct	699	6,71755725	
	Nov	665	-4,8640916	
	Dec	549	-17,443609	

41

PWON

Tahun	Bulan	Adj. Close	Monthly Return	Annual Return (%)
2017	Jan	544	-0,9107468	22,5823959
	Feb	573	5,33088235	
	Mar	597	4,18848168	
	Apr	607	1,67504188	
	May	592	-2,4711697	
	Jun	597	0,84459459	
	Jul	695	16,4154104	
	Aug	655	-5,7553957	
	Sep	597	-8,8549618	
	Oct	616	3,18257956	
	Nov	606	-1,6233766	
	Dec	670	10,5610561	

HARGA SAHAM DAN RETURN SAHAM INDIVIDUAL

PERIODE 2012-2019

41

PWON

Tahun	Bulan	Adj. Close	Monthly Return	Annual Return (%)
2018	Jan	695	3,73134328	-5,1532594
	Feb	660	-5,0359712	
	Mar	616	-6,66666667	
	Apr	577	-6,3311688	
	May	548	-5,0259965	
	Jun	518	-5,4744526	
	Jul	504	-2,7027027	
	Aug	509	0,99206349	
	Sep	509	0	
	Oct	473	-7,0726916	
	Nov	584	23,4672304	
	Dec	613	4,96575342	

41

PWON

Tahun	Bulan	Adj. Close	Monthly Return	Annual Return (%)
2019	Jan	643	4,89396411	-4,7644267
	Feb	613	-4,6656299	
	Mar	683	11,4192496	
	Apr	708	3,66032211	
	May	698	-1,4124294	
	Jun	722	3,43839542	
	Jul	727	0,69252078	
	Aug	640	-11,966988	
	Sep	665	3,90625	
	Okt	625	-6,0150376	
	Nov	565	-9,6	
	Dec	570	0,88495575	

HARGA SAHAM DAN RETURN SAHAM INDIVIDUAL

PERIODE 2012-2019

42

SCMA

Tahun	Bulan	Adj. Close	Monthly Return	Annual Return (%)
2012	Jan	1.415	#REF!	29,73535
	Feb	1.323	-6,5017668	
	Mar	1.225	-7,4074074	
	Apr	1.293	5,55102041	
	May	1.362	5,33642691	
	Jun	1.445	6,09397944	
	Jul	1.696	17,3702422	
	Aug	1.623	-4,3042453	
	Sep	1.803	11,090573	
	Oct	1.598	-11,369939	
	Nov	1.783	11,5769712	
	Dec	1.824	2,29949523	

42

SCMA

Tahun	Bulan	Adj. Close	Monthly Return	Annual Return (%)
2013	Jan	1.947	6,74342105	22,6920391
	Feb	2.110	8,37185413	
	Mar	2.274	7,77251185	
	Apr	2.295	0,92348285	
	May	2.377	3,57298475	
	Jun	2.274	-4,3331931	
	Jul	2.232	-1,8469657	
	Aug	2.086	-6,5412186	
	Sep	2.128	2,01342282	
	Oct	1.961	-7,8477444	
	Nov	2.378	21,2646609	
	Dec	2.202	-7,4011775	

HARGA SAHAM DAN RETURN SAHAM INDIVIDUAL

PERIODE 2012-2019

42

SCMA

Tahun	Bulan	Adj. Close	Monthly Return	Annual Return (%)
2014	Jan	2.223	0,95367847	33,9142265
	Feb	2.353	5,84795322	
	Mar	2.685	14,1096473	
	Apr	2.643	-1,5642458	
	May	2.660	0,64320848	
	Jun	3.008	13,0827068	
	Jul	3.188	5,98404255	
	Aug	3.449	8,18695107	
	Sep	3.252	-5,7118005	
	Oct	2.874	-11,623616	
	Nov	2.729	-5,0452331	
	Dec	2.976	9,05093441	

42

SCMA

Tahun	Bulan	Adj. Close	Monthly Return	Annual Return (%)
2015	Jan	2.903	-2,452957	-6,8359146
	Feb	3.103	6,88942473	
	Mar	2.886	-6,9932324	
	Apr	2.465	-14,587665	
	May	2.689	9,0872211	
	Jun	2.502	-6,9542581	
	Jul	2.567	2,59792166	
	Aug	2.376	-7,4405921	
	Sep	2.384	0,33670034	
	Oct	2.545	6,7533557	
	Nov	2.637	3,61493124	
	Dec	2.698	2,31323474	

HARGA SAHAM DAN RETURN SAHAM INDIVIDUAL

PERIODE 2012-2019

42

SCMA

Tahun	Bulan	Adj. Close	Monthly Return	Annual Return (%)
2016	Jan	2.392	-11,341735	-4,7735758
	Feb	2.570	7,44147157	
	Mar	2.782	8,24902724	
	Apr	2.836	1,9410496	
	May	2.969	4,68970381	
	Jun	2.948	-0,7073089	
	Jul	2.823	-4,2401628	
	Aug	2.707	-4,1091038	
	Sep	2.501	-7,6099003	
	Oct	2.367	-5,3578569	
	Nov	2.242	-5,2809463	
	Dec	2.501	11,5521855	

42

SCMA

Tahun	Bulan	Adj. Close	Monthly Return	Annual Return (%)
2017	Jan	2.574	2,91883247	-6,6176419
	Feb	2.693	4,62315462	
	Mar	2.464	-8,5035277	
	Apr	2.610	5,92532468	
	May	2.656	1,76245211	
	Jun	2.379	-10,429217	
	Jul	2.168	-8,8692728	
	Aug	2.030	-6,3653137	
	Sep	2.012	-0,8866995	
	Oct	1.975	-1,8389662	
	Nov	2.021	2,32911392	
	Dec	2.278	12,716477	

HARGA SAHAM DAN RETURN SAHAM INDIVIDUAL

PERIODE 2012-2019

42

SCMA

Tahun	Bulan	Adj. Close	Monthly Return	Annual Return (%)
2018	Jan	2.513	10,3160667	-18,033561
	Feb	2.663	5,9689614	
	Mar	2.532	-4,919264	
	Apr	2.392	-5,5292259	
	May	2.298	-3,9297659	
	Jun	1.924	-16,275022	
	Jul	1.915	-0,4677755	
	Aug	1.995	4,17754569	
	Sep	1.781	-10,726817	
	Oct	1.491	-16,282987	
	Nov	1.819	21,9986586	
	Dec	1.776	-2,3639362	

42

SCMA

Tahun	Bulan	Adj. Close	Monthly Return	Annual Return (%)
2019	Jan	1.810	1,91441441	-19,082002
	Feb	1.680	-7,1823204	
	Mar	1.584	-5,7142857	
	Apr	1.786	12,7525253	
	May	1.584	-11,31019	
	Jun	1.577	-0,4419192	
	Jul	1.519	-3,6778694	
	Aug	1.210	-20,34233	
	Sep	1.136	-6,1157025	
	Okt	1.195	5,19366197	
	Nov	1.176	-1,5899582	
	Dec	1.381	17,4319728	

HARGA SAHAM DAN RETURN SAHAM INDIVIDUAL

PERIODE 2012-2019

43

SMGR

Tahun	Bulan	Adj. Close	Monthly Return	Annual Return (%)
2012	Jan	9199	#REF!	39,1858864
	Feb	9158	-0,4457006	
	Mar	9972	8,88840358	
	Apr	9891	-0,8122744	
	May	8914	-9,87766666	
	Jun	9199	3,19721786	
	Jul	10542	14,599413	
	Aug	10392	-1,4228799	
	Sep	12110	16,5319477	
	Oct	12488	3,12138728	
	Nov	12404	-0,6726457	
	Dec	13158	6,0786843	

43

SMGR

Tahun	Bulan	Adj. Close	Monthly Return	Annual Return (%)
2013	Jan	13200	0,31919745	-3,4695125
	Feb	14541	10,1590909	
	Mar	14834	2,01499209	
	Apr	15421	3,95712552	
	May	15806	2,49659555	
	Jun	14622	-7,4908263	
	Jul	12977	-11,250171	
	Aug	10774	-16,976189	
	Sep	11116	3,17430852	
	Oct	12270	10,3814322	
	Nov	10945	-10,798696	
	Dec	12099	10,5436272	

HARGA SAHAM DAN RETURN SAHAM INDIVIDUAL

PERIODE 2012-2019

43

SMGR

Tahun	Bulan	Adj. Close	Monthly Return	Annual Return (%)
2014	Jan	12142	0,35540127	2,83759825
	Feb	12826	5,633333882	
	Mar	13510	5,33291751	
	Apr	12698	-6,0103627	
	May	12933	1,85068515	
	Jun	13240	2,37377252	
	Jul	14559	9,96223565	
	Aug	14250	-2,1223985	
	Sep	13548	-4,9263158	
	Oct	13943	2,91555949	
	Nov	12503	-10,327763	
	Dec	12228	-2,1994721	

43

SMGR

Tahun	Bulan	Adj. Close	Monthly Return	Annual Return (%)
2015	Jan	12801	4,685966663	-12,438995
	Feb	13064	2,05452699	
	Mar	11989	-8,2287201	
	Apr	10978	-8,43273	
	May	12149	10,6667881	
	Jun	10840	-10,774549	
	Jul	9123	-15,839483	
	Aug	8355	-8,4182835	
	Sep	8175	-2,1543986	
	Oct	8852	8,28134557	
	Nov	9597	8,41617714	
	Dec	10298	7,30436595	

HARGA SAHAM DAN RETURN SAHAM INDIVIDUAL

PERIODE 2012-2019

43

SMGR

Tahun	Bulan	Adj. Close	Monthly Return	Annual Return (%)
2016	Jan	9981	-3,0782676	-16,419743
	Feb	9259	-7,2337441	
	Mar	9191	-0,7344206	
	Apr	8943	-2,6982918	
	May	8130	-9,0909091	
	Jun	8742	7,52767528	
	Jul	8765	0,26309769	
	Aug	9256	5,60182544	
	Sep	9443	2,02031115	
	Oct	9208	-2,4886159	
	Nov	8298	-9,8827107	
	Dec	8578	3,37430706	

43

SMGR

Tahun	Bulan	Adj. Close	Monthly Return	Annual Return (%)
2017	Jan	8438	-1,6320821	13,8062333
	Feb	8999	6,6484949	
	Mar	8415	-6,48961	
	Apr	8251	-1,9489008	
	May	9139	10,7623318	
	Jun	9671	5,82120582	
	Jul	9623	-0,4963292	
	Aug	10131	5,27901902	
	Sep	9792	-3,3461652	
	Oct	10542	7,65931373	
	Nov	9091	-13,763992	
	Dec	9574	5,31294687	

HARGA SAHAM DAN RETURN SAHAM INDIVIDUAL

PERIODE 2012-2019

43

SMGR

Tahun	Bulan	Adj. Close	Monthly Return	Annual Return (%)
2018	Jan	10783	12,6279507	27,8120755
	Feb	10759	-0,2225726	
	Mar	10010	-6,9616135	
	Apr	9333	-6,7632368	
	May	8124	-12,954034	
	Jun	6996	-13,884786	
	Jul	7463	6,675243	
	Aug	9280	24,3467774	
	Sep	9746	5,02155172	
	Oct	8838	-9,3166427	
	Nov	11808	33,604888	
	Dec	11293	-4,3614499	

43

SMGR

Tahun	Bulan	Adj. Close	Monthly Return	Annual Return (%)
2019	Jan	12447	10,2187196	10,9535059
	Feb	12422	-0,2008516	
	Mar	13625	9,68443085	
	Apr	13257	-2,7009174	
	May	11342	-14,445199	
	Jun	11366	0,21160289	
	Jul	12857	13,1180714	
	Aug	13250	3,05670063	
	Sep	11550	-12,830189	
	Oct	12650	9,52380952	
	Nov	11450	-9,486166	
	Dec	12000	4,80349345	

HARGA SAHAM DAN RETURN SAHAM INDIVIDUAL

PERIODE 2012-2019

44

SMRA

Tahun	Bulan	Adj. Close	Monthly Return	Annual Return (%)
2012	Jan	537	#REF!	55,4617756
	Feb	577	7,44878957	
	Mar	702	21,6637782	
	Apr	774	10,2564103	
	May	635	-17,958656	
	Jun	725	14,1732283	
	Jul	747	3,03448276	
	Aug	678	-9,2369478	
	Sep	775	14,3067847	
	Oct	807	4,12903226	
	Nov	886	9,78934325	
	Dec	867	-2,1444695	

44

SMRA

Tahun	Bulan	Adj. Close	Monthly Return	Annual Return (%)
2013	Jan	872	0,57670127	-3,5528528
	Feb	1.073	23,0504587	
	Mar	1.142	6,4305685	
	Apr	1.200	5,07880911	
	May	1.292	7,666666667	
	Jun	1.191	-7,8173375	
	Jul	940	-21,074727	
	Aug	733	-22,021277	
	Sep	875	19,372442	
	Oct	988	12,9142857	
	Nov	846	-14,37247	
	Dec	733	-13,356974	

HARGA SAHAM DAN RETURN SAHAM INDIVIDUAL

PERIODE 2012-2019

44

SMRA

Tahun	Bulan	Adj. Close	Monthly Return	Annual Return (%)
2014	Jan	898	22,5102319	77,3536863
	Feb	945	5,23385301	
	Mar	1.002	6,03174603	
	Apr	1.044	4,19161677	
	May	1.180	13,0268199	
	Jun	1.067	-9,5762712	
	Jul	1.270	19,0253046	
	Aug	1.303	2,5984252	
	Sep	1.186	-8,9792786	
	Oct	1.225	3,28836425	
	Nov	1.420	15,9183673	
	Dec	1.478	4,08450704	

44

SMRA

Tahun	Bulan	Adj. Close	Monthly Return	Annual Return (%)
2015	Jan	1.604	8,52503383	21,6218306
	Feb	1.765	10,0374065	
	Mar	1.673	-5,2124646	
	Apr	1.731	3,46682606	
	May	1.921	10,9763143	
	Jun	1.590	-17,230609	
	Jul	1.712	7,67295597	
	Aug	1.515	-11,507009	
	Sep	1.102	-27,260726	
	Oct	1.373	24,5916515	
	Nov	1.525	11,0706482	
	Dec	1.624	6,49180328	

HARGA SAHAM DAN RETURN SAHAM INDIVIDUAL

PERIODE 2012-2019

44

SMRA

Tahun	Bulan	Adj. Close	Monthly Return	Annual Return (%)
2016	Jan	1.422	-12,438424	-17,746188
	Feb	1.569	10,3375527	
	Mar	1.560	-0,5736138	
	Apr	1.540	-1,2820513	
	May	1.574	2,20779221	
	Jun	1.781	13,1512071	
	Jul	1.668	-6,3447501	
	Aug	1.727	3,53717026	
	Sep	1.732	0,2895194	
	Oct	1.628	-6,0046189	
	Nov	1.396	-14,250614	
	Dec	1.307	-6,3753582	

44

SMRA

Tahun	Bulan	Adj. Close	Monthly Return	Annual Return (%)
2017	Jan	1.293	-1,0711553	-27,357945
	Feb	1.352	4,56303171	
	Mar	1.322	-2,2189349	
	Apr	1.342	1,5128593	
	May	1.302	-2,9806259	
	Jun	1.273	-2,2273425	
	Jul	967	-24,037706	
	Aug	1.035	7,03205791	
	Sep	1.055	1,93236715	
	Oct	1.025	-2,8436019	
	Nov	852	-16,878049	
	Dec	936	9,85915493	

HARGA SAHAM DAN RETURN SAHAM INDIVIDUAL

PERIODE 2012-2019

44

SMRA

Tahun	Bulan	Adj. Close	Monthly Return	Annual Return (%)
2018	Jan	1.109	18,482906	-3,2429237
	Feb	1.099	-0,9017133	
	Mar	896	-18,471338	
	Apr	896	0	
	May	976	8,92857143	
	Jun	896	-8,1967213	
	Jul	761	-15,066964	
	Aug	657	-13,666229	
	Sep	652	-0,761035	
	Oct	597	-8,4355828	
	Nov	816	36,6834171	
	Dec	801	-1,8382353	

44

SMRA

Tahun	Bulan	Adj. Close	Monthly Return	Annual Return (%)
2019	Jan	1.030	28,5892634	33,1647092
	Feb	936	-9,1262136	
	Mar	951	1,6025641	
	Apr	1.115	17,2450053	
	May	1.030	-7,6233184	
	Jun	1.215	17,961165	
	Jul	1.319	8,55967078	
	Aug	1.060	-19,636088	
	Sep	1.155	8,96226415	
	Okt	1.130	-2,1645022	
	Nov	1.020	-9,7345133	
	Dec	1.005	-1,4705882	

HARGA SAHAM DAN RETURN SAHAM INDIVIDUAL

PERIODE 2012-2019

45

UNTR

Tahun	Bulan	Adj. Close	Monthly Return	Annual Return (%)
2012	Jan	21695	#REF!	-26,54673
	Feb	22192	2,29274977	
	Mar	25253	13,793105	
	Apr	22651	-10,303037	
	May	17677	-21,959458	
	Jun	16614	-6,0180468	
	Jul	16341	-1,6393295	
	Aug	15602	-4,5238554	
	Sep	16108	3,24191284	
	Oct	16419	1,93236775	
	Nov	13411	-18,319126	
	Dec	15417	14,9559881	

45

UNTR

Tahun	Bulan	Adj. Close	Monthly Return	Annual Return (%)
2013	Jan	15535	0,7652631	2,94991484
	Feb	15181	-2,2784183	
	Mar	14316	-5,6995116	
	Apr	13962	-2,4725284	
	May	12821	-8,1690333	
	Jun	14670	14,4159561	
	Jul	13541	-7,6923496	
	Aug	12735	-5,9524056	
	Sep	13138	3,16457088	
	Oct	14105	7,36196412	
	Nov	14867	5,39684048	
	Dec	15477	4,10956693	

HARGA SAHAM DAN RETURN SAHAM INDIVIDUAL

PERIODE 2012-2019

45

UNTR

Tahun	Bulan	Adj. Close	Monthly Return	Annual Return (%)
2014	Jan	15722	1,57900382	-4,612551
	Feb	15457	-1,68396	
	Mar	16903	9,35439461	
	Apr	17677	4,57834804	
	May	17657	-0,115235	
	Jun	19107	8,2132693	
	Jul	18941	-0,8658206	
	Aug	18321	-3,2751184	
	Sep	16460	-10,158043	
	Oct	15199	-7,6632908	
	Nov	15312	0,74447989	
	Dec	14497	-5,3205788	

45

UNTR

Tahun	Bulan	Adj. Close	Monthly Return	Annual Return (%)
2015	Jan	14957	3,16996401	4,30424355
	Feb	17338	15,921843	
	Mar	18215	5,06023791	
	Apr	17881	-1,8348901	
	May	17383	-2,78541	
	Jun	17447	0,36944205	
	Jul	17297	-0,8588776	
	Aug	16377	-5,3218009	
	Sep	14964	-8,6274433	
	Oct	15737	5,16917036	
	Nov	14173	-9,9384143	
	Dec	14738	3,98042244	

HARGA SAHAM DAN RETURN SAHAM INDIVIDUAL

PERIODE 2012-2019

45

UNTR

Tahun	Bulan	Adj. Close	Monthly Return	Annual Return (%)
2016	Jan	15129	2,65485465	31,8174943
	Feb	13499	-10,775878	
	Mar	13303	-1,4492689	
	Apr	13042	-1,9607755	
	May	12346	-5,3333599	
	Jun	13257	7,37505751	
	Jul	14108	6,41892911	
	Aug	16795	19,0475617	
	Sep	15855	-5,5999829	
	Oct	19523	23,1400153	
	Nov	18959	-2,890161	
	Dec	19185	1,19050256	

45

UNTR

Tahun	Bulan	Adj. Close	Monthly Return	Annual Return (%)
2017	Jan	19727	2,82346613	55,7092679
	Feb	22255	12,8146701	
	Mar	23925	7,50508549	
	Apr	24286	1,50944232	
	May	25452	4,80114766	
	Jun	25154	-1,1701306	
	Jul	27582	9,65395618	
	Aug	27766	0,66444544	
	Sep	29323	5,61052552	
	Oct	31775	8,35937902	
	Nov	30969	-2,534341	
	Dec	32726	5,67162155	

HARGA SAHAM DAN RETURN SAHAM INDIVIDUAL

PERIODE 2012-2019

45

UNTR

Tahun	Bulan	Adj. Close	Monthly Return	Annual Return (%)
2018	Jan	35962	9,88702533	-18,427276
	Feb	32911	-8,4832852	
	Mar	29583	-10,112358	
	Apr	31524	6,56250465	
	May	32938	4,48377164	
	Jun	29696	-9,8430973	
	Jul	33126	11,5506312	
	Aug	32327	-2,4113418	
	Sep	31011	-4,069754	
	Oct	31481	1,51513246	
	Nov	26142	-16,96105	
	Dec	25999	-0,5454545	

45

UNTR

Tahun	Bulan	Adj. Close	Monthly Return	Annual Return (%)
2019	Jan	24454	-5,9414799	-15,59255
	Feb	25191	3,01261256	
	Mar	25666	1,88679245	
	Apr	25833	0,64816763	
	May	24843	-3,8306695	
	Jun	27636	11,2426036	
	Jul	24427	-11,613475	
	Aug	20507	-16,048144	
	Sep	20163	-1,6750786	
	Oct	21241	5,34642662	
	Nov	20925	-1,4876889	
	Dec	21525	2,86738351	

HARGA SAHAM DAN RETURN SAHAM INDIVIDUAL

PERIODE 2012-2019

46

UNVR

Tahun	Bulan	Adj. Close	Monthly Return	Annual Return (%)
2012	Jan	1.591	#REF!	18,9056287
	Feb	1.562	-1,822753	
	Mar	1.623	3,90524968	
	Apr	1.611	-0,7393715	
	May	1.668	3,53817505	
	Jun	1.858	11,3908873	
	Jul	2.102	13,1324004	
	Aug	2.349	11,7507136	
	Sep	2.258	-3,8739889	
	Oct	2.258	0	
	Nov	2.284	1,15146147	
	Dec	1.838	-19,527145	

46

UNVR

Tahun	Bulan	Adj. Close	Monthly Return	Annual Return (%)
2013	Jan	2.029	10,3917301	35,6566536
	Feb	2.102	3,59783144	
	Mar	2.098	-0,190295	
	Apr	2.415	15,1096282	
	May	2.806	16,1904762	
	Jun	2.829	0,81967213	
	Jul	2.926	3,42877342	
	Aug	3.036	3,7593985	
	Sep	2.933	-3,3926219	
	Oct	2.919	-0,477327	
	Nov	2.588	-11,3395	
	Dec	2.530	-2,2411128	

HARGA SAHAM DAN RETURN SAHAM INDIVIDUAL

PERIODE 2012-2019

46

UNVR

Tahun	Bulan	Adj. Close	Monthly Return	Annual Return (%)
2014	Jan	2.958	16,916996	36,6452207
	Feb	2.961	0,10141988	
	Mar	3.031	2,36406619	
	Apr	3.031	0	
	May	3.018	-0,4289014	
	Jun	3.033	0,49701789	
	Jul	3.398	12,0342895	
	Aug	3.428	0,88287228	
	Sep	3.514	2,50875146	
	Oct	3.359	-4,4109277	
	Nov	3.514	4,61446859	
	Dec	3.569	1,5651679	

46

UNVR

Tahun	Bulan	Adj. Close	Monthly Return	Annual Return (%)
2015	Jan	4.183	17,2036985	27,2733605
	Feb	4.204	0,50203203	
	Mar	4.630	10,1332065	
	Apr	4.974	7,42980562	
	May	5.056	1,64857258	
	Jun	4.612	-8,7816456	
	Jul	4.925	6,78664354	
	Aug	4.891	-0,6903553	
	Sep	4.679	-4,3344919	
	Oct	4.556	-2,6287668	
	Nov	4.525	-0,6804214	
	Dec	4.556	0,68508287	

HARGA SAHAM DAN RETURN SAHAM INDIVIDUAL

PERIODE 2012-2019

46

UNVR

Tahun	Bulan	Adj. Close	Monthly Return	Annual Return (%)
2016	Jan	4.735	3,92888499	17,3098615
	Feb	5.745	21,3305174	
	Mar	5.539	-3,5857267	
	Apr	5.493	-0,8304748	
	May	5.561	1,2379392	
	Jun	5.816	4,5855062	
	Jul	6.108	5,02063274	
	Aug	6.190	1,34250164	
	Sep	6.041	-2,4071082	
	Oct	6.030	-0,1820891	
	Nov	5.495	-8,8723051	
	Dec	5.261	-4,2584167	

46

UNVR

Tahun	Bulan	Adj. Close	Monthly Return	Annual Return (%)
2017	Jan	5.846	11,119559	52,8571326
	Feb	5.984	2,36058844	
	Mar	6.147	2,72393048	
	Apr	6.314	2,71677241	
	May	6.552	3,76940133	
	Jun	6.924	5,67765568	
	Jul	6.946	0,31773541	
	Aug	7.530	8,40771667	
	Sep	7.295	-3,1208499	
	Oct	7.388	1,27484578	
	Nov	7.344	-0,5955604	
	Dec	8.681	18,2053377	

HARGA SAHAM DAN RETURN SAHAM INDIVIDUAL

PERIODE 2012-2019

46

UNVR

Tahun	Bulan	Adj. Close	Monthly Return	Annual Return (%)
2018	Jan	8.448	-2,6840226	-7,9391367
	Feb	8.371	-0,9114583	
	Mar	7.691	-8,1232828	
	Apr	7.198	-6,4100897	
	May	7.082	-1,6115588	
	Jun	7.159	1,08726348	
	Jul	7.110	-0,6844531	
	Aug	7.209	1,39240506	
	Sep	7.731	7,24094881	
	Oct	7.106	-8,0843358	
	Nov	6.946	-2,2516184	
	Dec	7.856	13,1010654	

46

UNVR

Tahun	Bulan	Adj. Close	Monthly Return	Annual Return (%)
2019	Jan	8.652	10,1323829	4,07786817
	Feb	8.422	-2,6583449	
	Mar	8.513	1,08050344	
	Apr	7.873	-7,5179138	
	May	7.700	-2,1973835	
	Jun	8.548	11,012987	
	Jul	8.282	-3,111839	
	Aug	9.279	12,038155	
	Sep	8.833	-4,8065524	
	Oct	8.306	-5,9662629	
	Nov	7.940	-4,4064532	
	Dec	7.978	0,47858942	

HARGA SAHAM DAN RETURN SAHAM INDIVIDUAL

PERIODE 2012-2019

47

WIKA

Tahun	Bulan	Adj. Close	Monthly Return	Annual Return (%)
2012	Jan	580	#REF!	88,6891812
	Feb	597	2,81678008	
	Mar	744	24,6581769	
	Apr	801	7,69261788	
	May	752	-6,1221433	
	Jun	875	16,3134523	
	Jul	833	-4,7620136	
	Aug	875	5,00012002	
	Sep	1008	15,238215	
	Oct	1418	40,6993007	
	Nov	1358	-4,2567291	
	Dec	1241	-8,5885957	

47

WIKA

Tahun	Bulan	Adj. Close	Monthly Return	Annual Return (%)
2013	Jan	1375	10,7383361	18,9644219
	Feb	1475	7,27259502	
	Mar	1687	14,406705	
	Apr	2000	18,5189576	
	May	2354	17,7081875	
	Jun	1723	-26,795228	
	Jul	1744	1,21934941	
	Aug	1462	-16,144513	
	Sep	1614	10,3446861	
	Oct	1614	0	
	Nov	1387	-14,062636	
	Dec	1328	-4,2420178	

HARGA SAHAM DAN RETURN SAHAM INDIVIDUAL

PERIODE 2012-2019

47

WIKA

Tahun	Bulan	Adj. Close	Monthly Return	Annual Return (%)
2014	Jan	1639	23,4169923	96,3991836
	Feb	1803	10,0006711	
	Mar	2009	11,4215985	
	Apr	1904	-5,229936	
	May	2024	6,30489137	
	Jun	1912	-5,5435594	
	Jul	2287	19,6385227	
	Aug	2477	8,30210624	
	Sep	2248	-9,2333904	
	Oct	2468	9,78880695	
	Nov	2593	5,06998886	
	Dec	3176	22,4624912	

47

WIKA

Tahun	Bulan	Adj. Close	Monthly Return	Annual Return (%)
2015	Jan	3232	1,76641173	-26,434789
	Feb	3159	-2,2697809	
	Mar	3016	-4,5082266	
	Apr	2576	-14,592195	
	May	2745	6,54508895	
	Jun	2190	-20,223045	
	Jul	2321	5,98811693	
	Aug	2417	4,14298579	
	Sep	2264	-6,3290773	
	Oct	2570	13,5138717	
	Nov	2461	-4,2518833	
	Dec	2308	-6,2170565	

HARGA SAHAM DAN RETURN SAHAM INDIVIDUAL

PERIODE 2012-2019

47

WIKA

Tahun	Bulan	Adj. Close	Monthly Return	Annual Return (%)
2016	Jan	2448	6,06109192	2,63961045
	Feb	2277	-6,964544	
	Mar	2281	0,19191245	
	Apr	2316	1,53279712	
	May	2098	-9,4339541	
	Jun	2610	24,4269242	
	Jul	2628	0,67577404	
	Aug	2857	8,72495224	
	Sep	2470	-13,570646	
	Oct	2266	-8,2246752	
	Nov	2314	2,10067905	
	Dec	2247	-2,8807011	

47

WIKA

Tahun	Bulan	Adj. Close	Monthly Return	Annual Return (%)
2017	Jan	2447	8,89799587	-37,302272
	Feb	2381	-2,7233761	
	Mar	2295	-3,6002319	
	Apr	2288	-0,2871497	
	May	2211	-3,3753135	
	Jun	2134	-3,4936729	
	Jul	2008	-5,8822151	
	Aug	1917	-4,5673855	
	Sep	1728	-9,823441	
	Oct	1902	10,0557754	
	Nov	1743	-8,3757413	
	Dec	1497	-14,127516	

HARGA SAHAM DAN RETURN SAHAM INDIVIDUAL

PERIODE 2012-2019

47

WIKA

Tahun	Bulan	Adj. Close	Monthly Return	Annual Return (%)
2018	Jan	2008	34,1937165	26,8683372
	Feb	1859	-7,4518142	
	Mar	1622	-12,727644	
	Apr	1530	-5,6542592	
	May	1612	5,36258021	
	Jun	1302	-19,270817	
	Jul	1523	16,9809871	
	Aug	1523	0	
	Sep	1341	-11,935251	
	Oct	1081	-19,413892	
	Nov	1479	36,8178033	
	Dec	1626	9,96692795	

47

WIKA

Tahun	Bulan	Adj. Close	Monthly Return	Annual Return (%)
2019	Jan	1862	14,5015868	27,4906444
	Feb	1754	-5,8047536	
	Mar	2112	20,4478582	
	Apr	2378	12,5580537	
	May	2230	-6,198029	
	Jun	2430	8,96030347	
	Jul	2340	-3,7037037	
	Aug	2210	-5,55555556	
	Sep	1925	-12,895928	
	Oct	1980	2,85714286	
	Nov	1735	-12,373737	
	Dec	1990	14,6974063	



**EXPECTED RETURN DAN STANDAR DEVIASI
(47 SAHAM)**

No	Saham	Return Realisasi										Return Ekspektasian	Standar Deviasi
		2012	2013	2014	2015	2016	2017	2018	2019	2019	2019		
1	AALI	0,2382	40,1218	3,7384	-31,7660	18,1991	-17,2693	-2,1866	27,7191	4,8493	23,4439		
2	ADHI	112,7839	7,1993	99,6592	-22,7631	2,0410	-5,9249	-2,1965	-20,0420	21,3446	53,4832		
3	ADRO	-3,0665	-22,8339	2,1579	-62,3015	133,7089	14,6487	-26,3022	39,2139	9,4032	58,5927		
4	ASII	26,1678	-5,4360	13,5124	-12,4106	37,3657	3,3822	4,3084	-11,8466	6,8804	17,8835		
5	ASRI	31,2082	-13,0203	36,2761	-34,588	8,5761	3,9048	-7,9966	-23,6409	0,0899	24,9781		
6	BBCA	17,9268	9,1373	33,6453	4,4613	16,5983	38,3154	19,4366	27,2263	20,8434	11,6117		
7	BBNI	6,2212	13,9129	51,3544	-10,3262	1,0235	85,1365	-4,6685	-6,0726	17,0727	33,7053		
8	BBRI	12,5846	27,8144	65,5386	15,7479	19,7835	65,8549	6,0541	23,6883	29,6333	23,2265		
9	BBTN	30,4286	-44,8344	40,4588	15,9522	36,3066	79,6785	-21,7489	-11,6731	15,5710	39,9354		
10	BDMN	26,8921	-31,429	23,6027	-24,3107	25,8503	76,9574	13,1445	-43,0633	8,4555	39,4697		
11	BHIT	78,7538	-36,3781	-12,4712	-26,9398	-14,8557	-37,8725	-32,878	18,2438	-8,0497	39,5641		
12	BJBR	9,1642	-3,3102	-10,3505	19,6096	210,9354	-17,3125	-9,3568	-39,1416	20,0297	79,0932		
13	BKSL	-17,4178	-5,2909	-27,7119	-39,6898	50,1559	55,2321	0,7599	-11,0421	0,6244	34,5588		
14	BMRI	20,7916	10,7161	38,2403	42,0078	30,0811	44,4501	-5,8005	8,7543	23,6551	18,0814		
15	BMTR	85,4596	9,4241	-22,2591	-8,9481	-38,6757	2,3097	-73,1801	51,9543	0,7606	50,0268		
16	BRPT	-54,2986	5,1543	-28,6695	-78,8805	323,0611	125,6451	17,1495	136,2388	55,6750	133,2193		
17	BSDE	11,1698	30,6532	37,0867	6,3663	2,2255	-2,3422	-24,6833	2,5688	7,8806	19,3088		
18	BUMI	-117,7478	-51,7102	-112,1168	-37,6539	281,5745	47,1638	-80,6941	-22,8335	-11,7523	129,8148		
19	CPIN	42,1855	5,6896	16,1262	-13,6479	23,7416	2,7287	97,4788	-1,9291	21,5467	35,0941		

20	ELTY	-76,8653	-6,8144	0	0	0	10,4637	-90	0	-20,4020	39,3415
21	ENRG	-76,9092	0,2155	41,5169	-64,6529	0	-79,8459	8,4477	16,5404	-19,3359	47,1290
22	ERAA	93,5146	-82,766	18,2637	-53,1097	29,9513	28,9485	146,2243	22,0447	25,3839	72,8965
23	EXCL	31,0909	-1,3078	-1,3678	-21,2416	-37,8148	30,5487	-30,3122	49,5312	2,3908	31,8726
24	GGRM	3,2668	-22,7986	40,9656	-4,7259	20,3627	32,7943	5,7959	-37,2297	4,8039	26,6085
25	HMSP	137,6351	109,7449	83,6683	226,2267	129,2729	25,6581	-18,1781	-49,7751	80,5316	90,6023
26	HRUM	-12,7941	-56,9428	-39,9001	-83,1634	152,8287	0,8671	3,6435	2,8317	-4,0787	70,8720
27	ICBP	54,4653	32,0358	31,3632	8,4688	30,0505	6,2878	21,8181	9,6856	24,2719	16,2461
28	INCO	-40,4049	27,9112	40,7122	-55,0753	69,2749	14,0183	25,3559	20,8777	12,8338	41,1600
29	INDF	24,2647	17,8849	3,9782	-18,5219	50,4624	-0,0539	4,3851	11,0322	11,6790	20,2264
30	ITMG	25,5703	-19,5267	-45,8114	-75,2804	132,4269	39,9496	26,7764	-30,6104	6,6868	64,6199
31	JSMR	26,4812	1,2502	31,9095	-24,9748	-16,1576	44,4065	-35,4878	23,2676	6,3369	29,4165
32	KLBF	55,6668	25,1589	40,7534	-28,8791	18,1031	14,4421	-6,2027	10,6538	16,2120	26,2195
33	KRAS	26,6483	-53,8419	-0,7782	-46,2584	131,948	-56,807	0,5431	-18,2687	-2,1019	61,7432
34	LPKR	45,3178	4,4588	18,5235	12,1828	-26,2369	-34,1019	-44,1274	8,9887	-1,8743	30,2758
35	LPPF	16,6849	255,5602	36,0657	21,5973	-8,3341	-30,8402	-43,3189	-4,4939	30,3651	94,7912
36	LSIP	4,9978	11,4938	5,8631	-18,3098	37,9877	-15,2543	1,2806	25,0228	6,6352	18,8150
37	MNCN	72,5224	14,5032	4,2187	-20,2474	21,6466	-23,4712	-52,6842	106,4891	15,3722	52,2934
38	PGAS	35,7395	8,0469	31,8025	-57,0067	12,9645	-38,7541	37,6146	9,8543	5,0327	35,0154
39	PTBA	2,1387	4,8281	54,7793	-66,5191	134,0401	18,5627	77,8412	-32,7929	24,1098	63,5263
40	PTPP	47,827	53,1132	127,4602	12,6401	5,9105	-28,3202	-20,1521	4,4661	25,3681	50,1840
41	PWON	14,3544	39,7935	73,1607	4,6952	18,9926	22,5823	-5,1532	-4,7644	20,4576	26,0108
42	SCMA	29,7353	22,692	33,9142	-6,8359	-4,7735	-6,6176	-18,0335	-19,082	3,8749	21,4869
43	SMGR	39,1858	-3,4695	2,8375	-12,4389	-16,4197	13,8062	27,8121	10,9535	7,7834	19,1960

44	SMRA	55,4617	-3,5528	77,3536	21,6218	-17,7461	-27,3579	-3,2429	33,1647	16,9628	36,6676
45	UNTR	-26,5467	2,9499	-4,6125	4,3042	31,8174	55,7092	-18,4272	-15,5925	3,7002	27,6257
46	UNVR	18,9056	35,6566	36,6452	27,2733	17,3098	52,8571	-7,9391	4,0778	23,0983	19,3481
47	WIKA	88,6891	18,9644	96,3991	-26,4347	2,6396	-37,3027	26,8683	27,4906	24,6642	48,1463



**EXPECTED RETURN DAN STANDAR DEVIASI
(40 SAHAM)**


No	Saham	Return Realisasian										Return		Standar Deviasi
		2012	2013	2014	2015	2016	2017	2018	2019	2019	Ekspektasian			
1	AALI	0,2382	40,1218	3,7384	-31,7660	18,1991	-17,2693	-2,1866	27,7191	4,8493	23,4439			
2	ADHI	112,7839	7,1993	99,6592	-22,7631	2,0410	-5,9249	-2,1965	-20,0420	21,3446	53,4832			
3	ADRO	-3,0665	-22,8339	2,1579	-62,3015	133,7089	14,6487	-26,3022	39,2139	9,4032	58,5927			
4	ASII	26,1678	-5,4360	13,5124	-12,4106	37,3657	3,3822	4,3084	-11,8466	6,8804	17,8835			
5	ASRI	31,2082	-13,0203	36,2761	-34,588	8,5761	3,9048	-7,9966	-23,6409	0,0899	24,9781			
6	BBCA	17,9268	9,1373	33,6453	4,4613	16,5983	38,3154	19,4366	27,2263	20,8434	11,6117			
7	BBNI	6,2212	13,9129	51,3544	-10,3262	1,0235	85,1365	-4,6685	-6,0726	17,0727	33,7053			
8	BBRI	12,5846	27,8144	65,5386	15,7479	19,7835	65,8549	6,0541	23,6883	29,6333	23,2265			
9	BBTN	30,4286	-44,8344	40,4588	15,9522	36,3066	79,6785	-21,7489	-11,6731	15,5710	39,9354			
10	BDMN	26,8921	-31,429	23,6027	-24,3107	25,8503	76,9574	13,1445	-43,0633	8,4555	39,4697			
11	BJBR	9,1642	-3,3102	-10,3505	19,6096	210,9354	-17,3125	-9,3568	-39,1416	20,0297	79,0932			
12	BKSL	-17,4178	-5,2909	-27,7119	-39,6898	50,1559	55,2321	0,7599	-11,0421	0,6244	34,5588			
13	BMRI	20,7916	10,7161	38,2403	42,0078	30,0811	44,4501	-5,8005	8,7543	23,6551	18,0814			
14	BMTR	85,4596	9,4241	-22,2591	-8,9481	-38,6757	2,3097	-73,1801	51,9543	0,7606	50,0268			
15	BRPT	-54,2986	5,1543	-28,6695	-78,8805	323,0611	125,6451	17,1495	136,2388	55,6750	133,2193			
16	BSDE	11,1698	30,6532	37,0867	6,3663	2,2255	-2,3422	-24,6833	2,5688	7,8806	19,3088			
17	CPIN	42,1855	5,6896	16,1262	-13,6479	23,7416	2,7287	97,4788	-1,9291	21,5467	35,0941			
18	ERAA	93,5146	-82,766	18,2637	-53,1097	29,9513	28,9485	146,2243	22,0447	25,3839	72,8965			
19	EXCL	31,0909	-1,3078	-1,3678	-21,2416	-37,8148	30,5487	-30,3122	49,5312	2,3908	31,8726			

20	GGRM	3,2668	-22,7986	40,9656	-4,7259	20,3627	32,7943	5,7959	-37,2297	4,8039	26,6085
21	HMSP	137,6351	109,7449	83,6683	226,2267	129,2729	25,6581	-18,1781	-49,7751	80,5316	90,6023
22	ICBP	54,4653	32,0358	31,3632	8,4688	30,0505	6,2878	21,8181	9,6856	24,2719	16,2461
23	INCO	-40,4049	27,9112	40,7122	-55,0753	69,2749	14,0183	25,3559	20,8777	12,8338	41,1600
24	INDF	24,2647	17,8849	3,9782	-18,5219	50,4624	-0,0539	4,3851	11,0322	11,6790	20,2264
25	ITMG	25,5703	-19,5267	-45,8114	-75,2804	132,4269	39,9496	26,7764	-30,6104	6,6868	64,6199
26	JSMR	26,4812	1,2502	31,9095	-24,9748	-16,1576	44,4065	-35,4878	23,2676	6,3369	29,4165
27	KLBF	55,6668	25,1589	40,7534	-28,8791	18,1031	14,4421	-6,2027	10,6538	16,2120	26,2195
28	LPPF	16,6849	255,5602	36,0657	21,5973	-8,3341	-30,8402	-43,3189	-4,4939	30,3651	94,7912
29	LSIP	4,9978	11,4938	5,8631	-18,3098	37,9877	-15,2543	1,2806	25,0228	6,6352	18,8150
30	MNCN	72,5224	14,5032	4,2187	-20,2474	21,6466	-23,4712	-52,6842	106,4891	15,3722	52,2934
31	PGAS	35,7395	8,0469	31,8025	-57,0067	12,9645	-38,754183	37,6146	9,8543	5,0327	35,0154
32	PTBA	2,1387	4,8281	54,7793	-66,5191	134,0401	18,5627	77,8412	-32,7929	24,1098	63,5263
33	PTPP	47,827	53,1132	127,4602	12,6401	5,9105	-28,3202	-20,1521	4,4661	25,3681	50,1840
34	PWON	14,3544	39,7935	73,1607	4,6952	18,9926	22,5823	-5,1532	-4,7644	20,4576	26,0108
35	SCMA	29,7353	22,692	33,9142	-6,8359	-4,7735	-6,6176	-18,0335	-19,082	3,8749	21,4869
36	SMGR	39,1858	-3,4695	2,8375	-12,4389	-16,4197	13,8062	27,8121	10,9535	7,7834	19,1960
37	SMRA	55,4617	-3,5528	77,3536	21,6218	-17,7461	-27,3579	-3,2429	33,1647	16,9628	36,6676
38	UNTR	-26,5467	2,9499	-4,6125	4,3042	31,8174	55,7092	-18,4272	-15,5925	3,7002	27,6257
39	UNVR	18,9056	35,6566	36,6452	27,2733	17,3098	52,8571	-7,9391	4,0778	23,0983	19,3481
40	WIKA	88,6891	18,9644	96,3991	-26,4347	2,6396	-37,30227	26,8683	27,4906	24,6643	48,1463

**EXPECTED RETURN, STANDAR DEVIASI DAN KOEFISIEN VARIASI
KANDIDAT PORTOFOLIO (28 SAHAM)**

No	Saham	Return Realisasian											Return Ekspektasian	Standar Deviasi	Koefisien Variasi
		2012	2013	2014	2015	2016	2017	2018	2019	2019	2019	2019			
1	ADHI	112,7839	7,1993	99,6592	-22,7631	2,0410	-5,9249	-2,1965	-20,0420	21,3446	53,4832	2,50570			
2	ADRO	-3,0665	-22,8339	2,1579	-62,3015	133,7089	14,6487	-26,3022	39,2139	9,4032	58,5927	6,23116			
3	BBCA	17,9268	9,1373	33,6453	4,4613	16,5983	38,3154	19,4366	27,2263	20,8434	11,6117	0,55709			
4	BBNI	6,2212	13,9129	51,3544	-10,3262	1,0235	85,1365	-4,6685	-6,0726	17,0727	33,7053	1,97423			
5	BBRI	12,5846	27,8144	65,5386	15,7479	19,7835	65,8549	6,0541	23,6883	29,6333	23,2265	0,78380			
6	BBTN	30,4286	-44,8344	40,4588	15,9522	36,3066	79,6785	-21,7489	-11,6731	15,5710	39,9354	2,56472			
7	BDMN	26,8921	-31,429	23,6027	-24,3107	25,8503	76,9574	13,1445	-43,0633	8,4555	39,4697	4,66793			
8	BJBR	9,1642	-3,3102	-10,3505	19,6096	210,9354	-17,3125	-9,3568	-39,1416	20,0297	79,0932	3,94880			
9	BMRI	20,7916	10,7161	38,2403	42,0078	30,0811	44,4501	-5,8005	8,7543	23,6551	18,0814	0,76438			
10	BRPT	-54,2986	5,1543	-28,6695	-78,8805	323,0611	125,6451	17,1495	136,2388	55,6750	133,2193	2,39280			
11	BSDE	11,1698	30,6532	37,0867	6,3663	2,2255	-2,3422	-24,6833	2,5688	7,8806	19,3088	2,45017			
12	CPIN	42,1855	5,6896	16,1262	-13,6479	23,7416	2,7287	97,4788	-1,9291	21,5467	35,0941	1,62875			
13	ERAA	93,5146	-82,766	18,2637	-53,1097	29,9513	28,9485	146,2243	22,0447	25,3839	72,8965	2,87176			
14	HMSP	137,635	109,7449	83,6683	226,2267	129,2729	25,6581	-18,1781	-49,7751	80,5316	90,6023	1,12505			
15	ICBP	54,4653	32,0358	31,3632	8,4688	30,0505	6,2878	21,8181	9,6856	24,2719	16,2461	0,66934			
16	INCO	-40,4049	27,9112	40,7122	-55,0753	69,2749	14,0183	25,3559	20,8777	12,8338	41,1600	3,20717			
17	INDF	24,2647	17,8849	3,9782	-18,5219	50,4624	-0,0539	4,3851	11,0322	11,6790	20,2264	1,73186			
18	ITMG	25,5703	-19,5267	-45,8114	-75,2804	132,4269	39,9496	26,7764	-30,6104	6,6868	64,6199	9,66381			

19	KLBF	55,6668	25,1589	40,7534	-28,8791	18,1031	14,4421	-6,2027	10,6538	16,2120	26,2195	1,61729
20	LPPF	16,6849	255,5602	36,0657	21,5973	-8,3341	-30,8402	-43,3189	-4,4939	30,3651	94,7912	3,12171
21	MNCN	72,5224	14,5032	4,2187	-20,2474	21,6466	-23,4712	-52,6842	106,4891	15,3722	52,2934	3,40183
22	PTBA	2,1387	4,8281	54,7793	-66,5191	134,0401	18,5627	77,8412	-32,7929	24,1098	63,5263	2,63488
23	PTPP	47,827	53,1132	127,4602	12,6401	5,9105	-28,3202	-20,1521	4,4661	25,3681	50,1840	1,97823
24	PWON	14,3544	39,7935	73,1607	4,6952	18,9926	22,5823	-5,1532	-4,7644	20,4576	26,0108	1,27145
25	SMGR	39,1858	-3,4695	2,8375	-12,4389	-16,4197	13,8062	27,8121	10,9535	7,7834	19,1960	2,46628
26	SMRA	55,4617	-3,5528	77,3536	21,6218	-17,7461	-27,3579	-3,2429	33,1647	16,9628	36,6676	2,16166
27	UNVR	18,9056	35,6566	36,6452	27,2733	17,3098	52,8571	-7,9391	4,0778	23,0983	19,3481	0,83764
28	WIKA	88,6891	18,9644	96,3991	-26,4347	2,6396	-37,3022	26,8683	27,4906	24,6643	48,1463	1,95207



LAMPIRAN IV

OUTPUT

KORELASI

DOSBox 0.74-3, Cpu speed: 3000 cycles, Frameskip 0, Progra... — □ ×

Enter the Expected Returns, Standard Deviations and Correlations for each Security in the spreadsheet below. Use the cursor keys to move around the spreadsheet.

	1	2	3	4	5	6	
	ADHI	ADRO	BBCA	BBNI	BBRI	BBTN	
1	EX.RET.%	21.3446	9.40316	20.8434	17.0726	29.6333	15.5710
2	STD.DEV.%	53.4832	58.5927	11.6117	33.7053	23.2265	39.9354
3							
4	CORR.	[1]	[2]	[3]	[4]	[5]	[6]
5	[1]	1.0	-0.04671	0.22969	0.22737	0.21789	0.26773
6	[2]	-0.04671	1.0	0.27299	0.02906	0.06687	0.30456
7	[3]	0.22969	0.27299	1.0	0.76527	0.75642	0.58127
8	[4]	0.22737	0.02906	0.76527	1.0	0.92624	0.67340
9	[5]	0.21789	0.06687	0.75642	0.92624	1.0	0.60137
10	[6]	0.26773	0.30456	0.58127	0.67340	0.60137	1.0
11	[7]	0.31803	0.25413	0.60203	0.73202	0.50843	0.81826
12	[8]	-0.08612	0.73854	-0.29186	-0.23768	-0.23684	0.21554

F2-EDIT F3-LOAD F4-SAVE F5-CALC W.SHORT F6-CALC NOSHORT F7-MENU

DOSBox 0.74-3, Cpu speed: 3000 cycles, Frameskip 0, Progra... — □ ×

Enter the Expected Returns, Standard Deviations and Correlations for each Security in the spreadsheet below. Use the cursor keys to move around the spreadsheet.

	7	8	9	10	11	12	
	BDMN	BJBR	BMRI	BRPT	BSDE	CPIN	
1	EX.RET.%	8.45550	20.0297	23.6551	55.6750	7.88060	21.5467
2	STD.DEV.%	39.4697	79.0932	18.0814	133.219	19.3088	35.0941
3							
4	CORR.	[7]	[8]	[9]	[10]	[11]	[12]
5	[1]	0.31803	-0.08612	0.12895	-0.39115	0.51281	0.22028
6	[2]	0.25413	0.73854	0.07370	0.92682	-0.07960	-0.02919
7	[3]	0.60203	-0.29186	0.22335	0.24866	-0.01285	0.01326
8	[4]	0.73202	-0.23768	0.55476	0.05066	0.25484	-0.21968
9	[5]	0.50843	-0.23684	0.61714	0.05249	0.46411	-0.41765
10	[6]	0.81826	0.21554	0.80731	0.22932	-0.00242	-0.22821
11	[7]	1.0	0.18110	0.45013	0.22365	-0.19369	0.24738
12	[8]	0.18110	1.0	0.20776	0.67506	-0.08236	0.03112

F2-EDIT F3-LOAD F4-SAVE F5-CALC W.SHORT F6-CALC NOSHORT F7-MENU

DOSBox 0.74-3, Cpu speed: 3000 cycles, Frameskip 0, Progra... — □ ×

Enter the Expected Returns, Standard Deviations and Correlations for each Security in the spreadsheet below. Use the cursor keys to move around the spreadsheet.

		13	14	15	16	17	18
1	CPIN	0.00000	HMSP	ICBP	INCO	INDF	ITMG
2	EX.RET.%	25.3839	80.5316	24.2719	12.8338	11.6790	6.68604
3	STD.DEV.%	72.8965	90.6023	16.2461	41.1600	20.2264	64.6203
4	CORR.	[13]	[14]	[15]	[16]	[17]	[18]
5	[1]	0.28479	0.20342	0.81282	-0.10722	0.20625	-0.02736
6	[2]	0.15014	-0.18064	0.10982	0.69069	0.82752	0.78640
7	[3]	0.35672	-0.64007	-0.19513	0.37751	-0.04665	0.13394
8	[4]	-0.05068	-0.18485	-0.15704	0.21241	-0.17606	0.06537
9	[5]	-0.24265	-0.15631	-0.23419	0.29409	-0.21717	-0.12437
10	[6]	0.15911	0.15573	-0.08676	-0.04120	-0.00870	0.30626
11	[7]	0.45163	-0.05990	0.10711	0.15580	0.13018	0.54700
12	[8]	-0.01441	0.40880	0.22145	0.40788	0.71973	0.73833

F2-EDIT F3-LOAD F4-SAVE F5-CALC W.SHORT F6-CALC NOSHORT F7-MENU

DOSBox 0.74-3, Cpu speed: 3000 cycles, Frameskip 0, Progra... — □ ×

Enter the Expected Returns, Standard Deviations and Correlations for each Security in the spreadsheet below. Use the cursor keys to move around the spreadsheet.

		19	20	21	22	23	24
1	ITMG	0.00000	LPPF	MNCN	PTBA	PTPP	PWON
2	EX.RET.%	16.2120	30.3651	15.3721	24.1098	25.3681	20.4576
3	STD.DEV.%	26.2195	94.7912	52.2934	63.5263	50.1840	26.0108
4	CORR.	[19]	[20]	[21]	[22]	[23]	[24]
5	[1]	0.83143	0.05608	0.24032	0.15904	0.74485	0.57591
6	[2]	0.29156	-0.25828	0.35773	0.65986	-0.13116	0.01807
7	[3]	0.37076	-0.44175	0.06029	0.22557	0.04912	0.30402
8	[4]	0.33712	-0.05649	-0.27538	0.12282	0.13925	0.57887
9	[5]	0.30429	0.01680	-0.15106	0.05392	0.34974	0.71537
10	[6]	0.21189	-0.55453	-0.11575	0.17095	-0.02732	0.24697
11	[7]	0.31925	-0.46873	-0.37919	0.48508	-0.13573	0.24079
12	[8]	0.00348	-0.11721	-0.03420	0.64759	-0.11240	-0.00649

F2-EDIT F3-LOAD F4-SAVE F5-CALC W.SHORT F6-CALC NOSHORT F7-MENU

DOSBox 0.74-3, Cpu speed: 3000 cycles, Frameskip 0, Progra...

Enter the Expected Returns, Standard Deviations and Correlations for each Security in the spreadsheet below. Use the cursor keys to move around the spreadsheet.

	25	26	27	28	29	30
1	EX.RET.%	7.78337	16.9628	23.0983	24.6643	
2	STD.DEV.%	19.1960	36.6676	19.3481	48.1463	
3						
4	CORR.	[25]	[26]	[27]	[28]	
5	[1]	0.45021	0.72978	0.15653	0.87394	
6	[2]	-0.27188	-0.26151	-0.09733	-0.02672	
7	[3]	0.32567	0.11055	0.27789	0.16896	
8	[4]	0.08144	-0.09312	0.78627	-0.06999	
9	[5]	-0.14298	0.10085	0.78103	0.01375	
10	[6]	0.01228	0.00660	0.55135	-0.11346	
11	[7]	0.28992	-0.22497	0.42323	-0.04470	
12	[8]	-0.52140	-0.35033	-0.07838	-0.18169	

F2-EDIT F3-LOAD F4-SAVE F5-CALC W.SHORT F6-CALC NUSHORT F7-MENU



DOSBox 0.74-3, Cpu speed: 3000 cycles, Frameskip 0, Progra... — □ ×

Enter the Expected Returns, Standard Deviations and Correlations for each Security in the spreadsheet below. Use the cursor keys to move around the spreadsheet.

		1	2	3	4	5	6
		ADHI	ADRO	BBCA	BBMI	BBRI	BBTN
13	[9]	0.12895	0.07370	0.22335	0.55476	0.61714	0.80731
14	[10]	-0.39115	0.92682	0.24866	0.05066	0.05249	0.22932
15	[11]	0.51281	-0.07960	-0.01285	0.25484	0.46411	-0.00242
16	[12]	0.22028	-0.02919	0.01326	-0.21968	-0.41765	-0.22821
17	[13]	0.28479	0.15014	0.35672	-0.05068	-0.24265	0.15911
18	[14]	0.20342	-0.18064	-0.64007	-0.18485	-0.15631	0.15573
19	[15]	0.81282	0.10982	-0.19513	-0.15704	-0.23419	-0.08676
20	[16]	-0.10722	0.69069	0.37751	0.21241	0.29409	-0.04120
21	[17]	0.20625	0.82752	-0.04665	-0.17606	-0.21717	-0.00870
22	[18]	-0.02736	0.78640	0.13394	0.06537	-0.12437	0.30626
23	[19]	0.83143	0.29156	0.37076	0.33712	0.30429	0.21189
24	[20]	0.05608	-0.25828	-0.44175	-0.05649	0.01680	-0.55453

F2-EDIT F3-LOAD F4-SAVE F5-CALC W.SHORT F6-CALC NOSHORT F7-MENU

DOSBox 0.74-3, Cpu speed: 3000 cycles, Frameskip 0, Progra... — □ ×

Enter the Expected Returns, Standard Deviations and Correlations for each Security in the spreadsheet below. Use the cursor keys to move around the spreadsheet.

		7	8	9	10	11	12
		BDMN	BJBR	BMRI	BRPT	BSDE	CPIN
13	[9]	0.45013	0.20776	1.0	0.02233	0.36152	-0.64003
14	[10]	0.22365	0.67506	0.02233	1.0	-0.28727	-0.05568
15	[11]	-0.19369	-0.08236	0.36152	-0.28727	1.0	-0.54101
16	[12]	0.24738	0.03112	-0.64003	-0.05568	-0.54101	1.0
17	[13]	0.45163	-0.01441	-0.40604	0.08355	-0.64016	0.84429
18	[14]	-0.05990	0.40880	0.54061	-0.29739	0.40143	-0.34712
19	[15]	0.10711	0.22145	-0.20461	-0.19658	0.37148	0.38211
20	[16]	0.15580	0.40788	-0.18883	0.70915	0.05456	0.17452
21	[17]	0.13018	0.71973	-0.21609	0.67829	0.05308	0.20795
22	[18]	0.54700	0.73833	-0.06371	0.77785	-0.39513	0.37960
23	[19]	0.31925	0.00348	0.00605	0.00016	0.53201	0.09196
24	[20]	-0.46873	-0.11721	-0.14870	-0.26894	0.67843	-0.31286

F2-EDIT F3-LOAD F4-SAVE F5-CALC W.SHORT F6-CALC NOSHORT F7-MENU

DOSBox 0.74-3, Cpu speed: 3000 cycles, Frameskip 0, Progra... — □ ×

Enter the Expected Returns, Standard Deviations and Correlations for each Security in the spreadsheet below. Use the cursor keys to move around the spreadsheet.

		13	14	15	16	17	18
13	CPIN	ERAA	HMSP	ICBP	INCO	INDF	ITMG
14	[9]	-0.40604	0.54061	-0.20461	-0.18883	-0.21609	-0.06371
15	[10]	0.08355	-0.29739	-0.19658	0.70915	0.67829	0.77785
16	[11]	-0.64016	0.40143	0.37148	0.05456	0.05308	-0.39513
17	[12]	0.84429	-0.34712	0.38211	0.17452	0.20795	0.37960
18	[13]	1.0	-0.48004	0.25595	0.07725	0.18097	0.42986
19	[14]	-0.48004	1.0	0.29914	-0.45986	-0.01449	-0.11256
20	[15]	0.25595	0.29914	1.0	-0.01340	0.57095	0.26030
21	[16]	0.07725	-0.45986	-0.01340	1.0	0.57284	0.52582
22	[17]	0.18097	-0.01449	0.57095	0.57284	1.0	0.79992
23	[18]	0.42986	-0.11256	0.26030	0.52582	0.79992	1.0
24	[19]	0.17919	-0.05124	0.78014	0.20649	0.53501	0.24064
24	[20]	-0.69924	0.29652	0.28578	0.05193	0.09116	-0.29908

F2-EDIT F3-LOAD F4-SAVE F5-CALC W.SHORT F6-CALC NOSHORT F7-MENU

DOSBox 0.74-3, Cpu speed: 3000 cycles, Frameskip 0, Progra... — □ ×

Enter the Expected Returns, Standard Deviations and Correlations for each Security in the spreadsheet below. Use the cursor keys to move around the spreadsheet.

		19	20	21	22	23	24
13	ITMG	KLBF	LPPF	MNCN	PTBA	PTPP	PWON
14	[9]	0.00605	-0.14870	-0.16458	-0.13025	0.19568	0.42880
15	[10]	0.00016	-0.26894	0.17256	0.59671	-0.42009	-0.16154
16	[11]	0.53201	0.67843	0.28157	-0.17362	0.87851	0.83566
17	[12]	0.09196	-0.31286	-0.31562	0.55346	-0.16872	-0.24403
18	[13]	0.17919	-0.69924	-0.06652	0.45191	-0.26982	-0.35070
19	[14]	-0.05124	0.29652	-0.14185	-0.17752	0.30708	0.22501
20	[15]	0.78014	0.28578	0.29854	0.31418	0.54114	0.32885
21	[16]	0.20649	0.05193	-0.05037	0.78137	0.07146	0.34058
22	[17]	0.53501	0.09116	0.40682	0.67578	0.03855	0.06374
23	[18]	0.24064	-0.29908	-0.02799	0.79167	-0.39589	-0.15164
24	[19]	1.0	0.22364	0.48752	0.26841	0.58720	0.55386
24	[20]	0.22364	1.0	0.09350	-0.21262	0.44314	0.43858

F2-EDIT F3-LOAD F4-SAVE F5-CALC W.SHORT F6-CALC NOSHORT F7-MENU

DOSBox 0.74-3, Cpu speed: 3000 cycles, Frameskip 0, Progra... — □ ×

Enter the Expected Returns, Standard Deviations and Correlations for each Security in the spreadsheet below. Use the cursor keys to move around the spreadsheet.

		25	26	27	28	29	30
	PWON	SMGR	SMRA	UNUR	WIKR		
13	[9]	-0.43425	0.07123	0.77709	-0.25243		
14	[10]	-0.35267	-0.56197	-0.09311	-0.35659		
15	[11]	-0.33167	0.53216	0.57427	0.44940		
16	[12]	0.60331	-0.05864	-0.62885	0.34158		
17	[13]	0.74522	0.06594	-0.57485	0.34248		
18	[14]	-0.44336	0.13291	0.35901	-0.06515		
19	[15]	0.36725	0.42387	-0.09728	0.75714		
20	[16]	-0.30533	-0.29589	-0.05855	0.05113		
21	[17]	-0.06743	-0.18063	-0.19720	0.23709		
22	[18]	0.02837	-0.55084	-0.12726	-0.14284		
23	[19]	0.39901	0.44326	0.23343	0.74040		
24	[20]	-0.30092	0.00562	0.33328	0.09646		

F2-EDIT F3-LOAD F4-SAVE F5-CALC W.SHORT F6-CALC NOSHORT F7-MENU



DOSBox 0.74-3, Cpu speed: 3000 cycles, Frameskip 0, Progra... — □ ×

Enter the Expected Returns, Standard Deviations and Correlations for each Security in the spreadsheet below. Use the cursor keys to move around the spreadsheet.

		1	2	3	4	5	6
		ADHI	ADRO	BBCA	BBNI	BBRI	BBTN
25	[21]	0.24032	0.35773	0.06029	-0.27538	-0.15106	-0.11575
26	[22]	0.15904	0.65986	0.22557	0.12282	0.05392	0.17095
27	[23]	0.74485	-0.13116	0.04912	0.13925	0.34974	-0.02732
28	[24]	0.57591	0.01807	0.30402	0.57887	0.71537	0.24697
29	[25]	0.45021	-0.27188	0.32567	0.08144	-0.14298	0.01228
30	[26]	0.72978	-0.26151	0.11055	-0.09312	0.10085	0.00660
31	[27]	0.15653	-0.09733	0.27789	0.78627	0.78103	0.55135
32	[28]	0.87394	-0.02672	0.16896	-0.06999	0.01375	-0.11346
33							
34							
35							
36							

F2-EDIT F3-LOAD F4-SAVE F5-CALC W.SHORT F6-CALC NOSHORT F7-MENU

DOSBox 0.74-3, Cpu speed: 3000 cycles, Frameskip 0, Progra... — □ ×

Enter the Expected Returns, Standard Deviations and Correlations for each Security in the spreadsheet below. Use the cursor keys to move around the spreadsheet.

		7	8	9	10	11	12
		BDMN	BJBR	BMRI	BRPT	BSDE	CPIN
25	[21]	-0.37919	-0.03420	-0.16458	0.17256	0.28157	-0.31562
26	[22]	0.48508	0.64759	-0.13025	0.59671	-0.17362	0.55346
27	[23]	-0.13573	-0.11240	0.19568	-0.42009	0.87851	-0.16872
28	[24]	0.24079	-0.00649	0.42880	-0.16154	0.83566	-0.24403
29	[25]	0.28992	-0.52140	-0.43425	-0.35267	-0.33167	0.60331
30	[26]	-0.22497	-0.35033	0.07123	-0.56197	0.53216	-0.05864
31	[27]	0.42323	-0.07838	0.77709	-0.09311	0.57427	-0.62885
32	[28]	-0.04470	-0.18169	-0.25243	-0.35659	0.44940	0.34158
33							
34							
35							
36							

F2-EDIT F3-LOAD F4-SAVE F5-CALC W.SHORT F6-CALC NOSHORT F7-MENU

DOSBox 0.74-3, Cpu speed: 3000 cycles, Frameskip 0, Progra... — □ ×

Enter the Expected Returns, Standard Deviations and Correlations for each Security in the spreadsheet below. Use the cursor keys to move around the spreadsheet.

		13	14	15	16	17	18
	CPIN	ERAA	HMSP	ICBP	INCO	INDF	ITMG
25	[21]	-0.06652	-0.14185	0.29854	-0.05037	0.40682	-0.02799
26	[22]	0.45191	-0.17752	0.31418	0.78137	0.67578	0.79167
27	[23]	-0.26982	0.30708	0.54114	0.07146	0.03855	-0.39589
28	[24]	-0.35070	0.22501	0.32885	0.34058	0.06374	-0.15164
29	[25]	0.74522	-0.44336	0.36725	-0.30533	-0.06743	0.02837
30	[26]	0.06594	0.13291	0.42387	-0.29589	-0.18063	-0.55084
31	[27]	-0.57485	0.35901	-0.09728	-0.05855	-0.19720	-0.12726
32	[28]	0.34248	-0.06515	0.75714	0.05113	0.23709	-0.14284
33							
34							
35							
36							

F2-EDIT F3-LOAD F4-SAVE F5-CALC W.SHORT F6-CALC NOSHORT F7-MENU

DOSBox 0.74-3, Cpu speed: 3000 cycles, Frameskip 0, Progra... — □ ×

Enter the Expected Returns, Standard Deviations and Correlations for each Security in the spreadsheet below. Use the cursor keys to move around the spreadsheet.

		19	20	21	22	23	24
	ITMG	KLBF	LPPF	MNCN	PTBA	PTPP	PWON
25	[21]	0.48752	0.09350	1.0	-0.27045	0.20310	-0.10911
26	[22]	0.26841	-0.21262	-0.27045	1.0	0.00711	0.23278
27	[23]	0.58720	0.44314	0.20310	0.00711	1.0	0.83045
28	[24]	0.55386	0.43858	-0.10911	0.23278	0.83045	1.0
29	[25]	0.39901	-0.30092	0.15937	-0.06914	-0.10157	-0.25630
30	[26]	0.44326	0.00562	0.42718	-0.28197	0.77926	0.38093
31	[27]	0.23343	0.33328	-0.19250	-0.17431	0.28094	0.64236
32	[28]	0.74040	0.09646	0.40061	0.15948	0.75975	0.44010
33							
34							
35							
36							

F2-EDIT F3-LOAD F4-SAVE F5-CALC W.SHORT F6-CALC NOSHORT F7-MENU

DOSBox 0.74-3, Cpu speed: 3000 cycles, Frameskip 0, Progra... — □ ×

Enter the Expected Returns, Standard Deviations and Correlations for each Security in the spreadsheet below. Use the cursor keys to move around the spreadsheet.

	25	26	27	28	29	30
PWON	SMGR	SMRA	UNUR	WIRA		
25	[21] 0.15937	0.42718	-0.19250	0.40061		
26	[22] -0.06914	-0.28197	-0.17431	0.15948		
27	[23] -0.10157	0.77926	0.28094	0.75975		
28	[24] -0.25630	0.38093	0.64236	0.44010		
29	[25] 1.0	0.25709	-0.30272	0.45849		
30	[26] 0.25709	1.0	-0.07663	0.82441		
31	[27] -0.30272	-0.07663	1.0	-0.21781		
32	[28] 0.45849	0.82441	-0.21781	1.0		
33						
34						
35						
36						

F2-EDIT F3-LOAD F4-SAVE F5-CALC W.SHORT F6-CALC NOSHORT F7-MENU



PORTOFOLIO

*** EFFICIENT PORTFOLIOS - NO SHORT SALES ALLOWED ***

Press F3 to graph bullet , F4 to print data to printer or disk,
F5 to recalculate a specific portfolio on the same bullet,
F6 to return to Previous Screen, F7 to clear & return to Menu.

	1	2	3	4	5	6
1 Port.	Global MUP	2	3	4	5	6
2	-----					
3 Exp.Ret. %	22.4272	28.8832	35.3393	41.7954	48.2514	54.7075
4 Port.S.D.	5.23065	6.74639	10.9144	15.9727	24.0052	33.2747
5	-----					
6 ADHI	0.00000	0.00000	0.00000	0.00000	0.00000	0.00000
7 ADRO	0.00000	0.00000	0.00000	0.00000	0.00000	0.00000
8 BBCA	19.5059	65.5275	11.3076	0.00000	0.00000	0.00000
9 BBNI	0.00000	0.00000	0.00000	0.00000	0.00000	0.00000
10 BBRI	0.00000	0.00000	34.9846	37.5775	26.3062	15.0349
11 BBTN	0.00000	0.00000	0.00000	0.00000	0.00000	0.00000
12 BDMN	0.00000	0.00000	0.00000	0.00000	0.00000	0.00000

F3-GRAPH F4-PRINT F5-RECALC F6-PREU SCREEN F7-MENU

*** EFFICIENT PORTFOLIOS - NO SHORT SALES ALLOWED ***

Press F3 to graph bullet , F4 to print data to printer or disk,
F5 to recalculate a specific portfolio on the same bullet,
F6 to return to Previous Screen, F7 to clear & return to Menu.

	7	8	9	10	11	12
1 Port.	7	8	9	10		
2	-----					
3 Exp.Ret. %	61.1635	67.6195	74.0756	80.5316		
4 Port.S.D.	42.9881	53.3710	65.6885	90.6023		
5	-----					
6 ADHI	0.00000	0.00000	0.00000	0.00000		
7 ADRO	0.00000	0.00000	0.00000	0.00000		
8 BBCA	0.00000	0.00000	0.00000	0.00000		
9 BBNI	0.00000	0.00000	0.00000	0.00000		
10 BBRI	3.76351	0.00000	0.00000	0.00000		
11 BBTN	0.00000	0.00000	0.00000	0.00000		
12 BDMN	0.00000	0.00000	0.00000	0.00000		

F3-GRAPH F4-PRINT F5-RECALC F6-PREU SCREEN F7-MENU

DOSBox 0.74-3, Cpu speed: 3000 cycles, Frameskip 0, Progra... — □ ×

*** EFFICIENT PORTFOLIOS - NO SHORT SALES ALLOWED ***

Press F3 to graph bullet , F4 to print data to printer or disk,
F5 to recalculate a specific portfolio on the same bullet,
F6 to return to Previous Screen, F7 to clear & return to Menu.

	1	2	3	4	5	6
13 BJBR	0.00000	0.00000	0.00000	0.00000	0.00000	0.00000
14 BMRI	43.0515	0.00000	0.00000	0.00000	0.00000	0.00000
15 BRPT	0.49708	2.51742	4.42729	7.61635	11.2819	14.9475
16 BSDE	0.00000	0.00000	0.00000	0.00000	0.00000	0.00000
17 CPIN	24.0155	11.2004	6.81543	0.00000	0.00000	0.00000
18 ERAA	0.00000	2.87499	15.5601	23.2499	22.7894	22.3289
19 HMSP	0.00000	11.1000	14.4431	21.7988	32.6085	43.4183
20 ICBP	0.00000	0.00000	0.00000	0.00000	0.00000	0.00000
21 INCO	0.00000	0.00000	0.00000	0.00000	0.00000	0.00000
22 INDF	0.00000	0.00000	0.00000	0.00000	0.00000	0.00000
23 ITMG	0.00000	0.00000	0.00000	0.00000	0.00000	0.00000
24 KLBF	0.00000	0.00000	0.00000	0.00000	0.00000	0.00000

F3-GRAPH F4-PRINT F5-RECALC F6-PREV SCREEN F7-MENU

DOSBox 0.74-3, Cpu speed: 3000 cycles, Frameskip 0, Progra... — □ ×

*** EFFICIENT PORTFOLIOS - NO SHORT SALES ALLOWED ***

Press F3 to graph bullet , F4 to print data to printer or disk,
F5 to recalculate a specific portfolio on the same bullet,
F6 to return to Previous Screen, F7 to clear & return to Menu.

	7	8	9	10	11	12
13 BJBR	0.00000	0.00000	0.00000	0.00000		
14 BMRI	0.00000	0.00000	0.00000	0.00000		
15 BRPT	18.6130	22.0996	25.5828	0.00000		
16 BSDE	0.00000	0.00000	0.00000	0.00000		
17 CPIN	0.00000	0.00000	0.00000	0.00000		
18 ERAA	21.8684	13.4527	0.17594	0.00000		
19 HMSP	54.2280	64.4477	74.2413	100.000		
20 ICBP	0.00000	0.00000	0.00000	0.00000		
21 INCO	0.00000	0.00000	0.00000	0.00000		
22 INDF	0.00000	0.00000	0.00000	0.00000		
23 ITMG	0.00000	0.00000	0.00000	0.00000		
24 KLBF	0.00000	0.00000	0.00000	0.00000		

F3-GRAPH F4-PRINT F5-RECALC F6-PREV SCREEN F7-MENU

DOSBox 0.74-3, Cpu speed: 3000 cycles, Frameskip 0, Progra... — □ ×

*** EFFICIENT PORTFOLIOS - NO SHORT SALES ALLOWED ***

Press F3 to graph bullet , F4 to print data to printer or disk,
F5 to recalculate a specific portfolio on the same bullet,
F6 to return to Previous Screen, F7 to clear & return to Menu.

	1	2	3	4	5	6
25 LPPF	5.21734	4.66369	7.90503	9.75739	7.01394	4.27050
26 MNCN	7.13984	2.11604	4.55681	0.00000	0.00000	0.00000
27 PTBA	0.00000	0.00000	0.00000	0.00000	0.00000	0.00000
28 PTPP	0.00000	0.00000	0.00000	0.00000	0.00000	0.00000
29 PWON	0.00000	0.00000	0.00000	0.00000	0.00000	0.00000
30 SMGR	0.57294	0.00000	0.00000	0.00000	0.00000	0.00000
31 SMRA	0.00000	0.00000	0.00000	0.00000	0.00000	0.00000
32 UNUR	0.00000	0.00000	0.00000	0.00000	0.00000	0.00000
33 WIKA	0.00000	0.00000	0.00000	0.00000	0.00000	0.00000
34						
35						
36						

F3-GRAPH F4-PRINT F5-RECALC F6-PREV SCREEN F7-MENU

DOSBox 0.74-3, Cpu speed: 3000 cycles, Frameskip 0, Progra... — □ ×

*** EFFICIENT PORTFOLIOS - NO SHORT SALES ALLOWED ***

Press F3 to graph bullet , F4 to print data to printer or disk,
F5 to recalculate a specific portfolio on the same bullet,
F6 to return to Previous Screen, F7 to clear & return to Menu.

	7	8	9	10	11	12
25 LPPF	1.52705	0.00000	0.00000	0.00000		
26 MNCN	0.00000	0.00000	0.00000	0.00000		
27 PTBA	0.00000	0.00000	0.00000	0.00000		
28 PTPP	0.00000	0.00000	0.00000	0.00000		
29 PWON	0.00000	0.00000	0.00000	0.00000		
30 SMGR	0.00000	0.00000	0.00000	0.00000		
31 SMRA	0.00000	0.00000	0.00000	0.00000		
32 UNUR	0.00000	0.00000	0.00000	0.00000		
33 WIKA	0.00000	0.00000	0.00000	0.00000		
34						
35						
36						

F3-GRAPH F4-PRINT F5-RECALC F6-PREV SCREEN F7-MENU