

BAB V

KESIMPULAN, IMPLIKASI PENELITIAN DAN SARAN

A. Kesimpulan

Penelitian dilakukan untuk mengetahui apakah pertemuan antara Jokowi dan Prabowo memiliki kandungan informasi atau tidak. Pengujian kandungan informasi dilakukan dengan menggunakan 2 cara yaitu pertama menggunakan abnormal return dan kedua menggunakan *abnormal volume*. *Abnormal return* menunjukkan adanya reaksi dari pasar dalam melakukan aktivitas jual dan beli saham sedangkan *abnormal volume* adalah hasil dari reaksi investor secara individual dalam melakukan aktivitas jual dan beli saham.

Berdasarkan hasil analisis data menunjukkan bahwa pertemuan antara Jokowi dan Prabowo mempunyai kandungan informasi. Hal ini ditunjukkan dengan adanya *abnormal return* yang signifikan dan negatif pada $t-5$, $t-2$, dan $t-1$, yang berarti bahwa sebelum peristiwa pasar merespon informasi akan rencana pertemuan Jokowi dan Prabowo sebagai sinyal yang kurang baik sehingga memicu aksi melepas saham karena abnormal return yang dihasilkan bernilai negatif. Namun pada saat $t+4$ setelah pertemuan antara Jokowi dan Prabowo dilangsungkan, pasar menunjukkan reaksi positif. Adanya reaksi positif dari pasar dikarenakan informasi tersebut dianggap sebagai sinyal yang baik, sehingga memicu aksi beli yang dibuktikan dengan hasil rata-rata *abnormal return* pada $t+4$ bernilai signifikan dan positif.

Hasil olah data untuk *abnormal volume* menunjukkan nilai yang tidak signifikan pada periode t-5, sedangkan pada periode t-4 sampai dengan t+5 menghasilkan *abnormal volume* yang signifikan. Dari hasil olah data pada periode jendela, terdapat 9 hari yang menunjukkan nilai signifikan, ini berarti bahwa investor secara individual pun bereaksi atas pertemuan antara Jokowi dan Prabowo yang dibuktikan dengan hasil abnormal volume yang signifikan pada t-4 sampai t+5. Reaksi investor tersebut merefleksikan bahwa investor menganggap bahwa peristiwa pertemuan Jokowi dan Prabowo Subianto merupakan sinyal yang baik. Kedua kubu yang sebelumnya terpisah akan bekerja sama membangun Indonesia ke arah yang lebih baik sehingga memicu reaksi investor untuk melakukan aktivitas membeli saham pada periode tersebut. Maka dari itu hasil penelitian yang dilakukan pada *abnormal volume* membuktikan bahwa pertemuan antara Jokowi dan Prabowo di stasiun MRT Lebak Bulus memiliki kandungan informasi yang direspon oleh investor.

Kesimpulan dari penelitian ini menunjukkan bahwa terdapat kandungan informasi pada peristiwa pertemuan antara Jokowi dan Prabowo di stasiun MRT Lebak Bulus yang ditandai dengan adanya abnormal return yang signifikan positif dan abnormal volume yang signifikan.

B. Implikasi Praktis

Bagi para investor di pasar modal Indonesia, penelitian ini dapat menuntun investor agar sebaiknya bersikap lebih cermat dan lebih kritis dalam menyikapi peristiwa-peristiwa politik yang terjadi disekitarnya. Dengan lebih mencermati

peristiwa-peristiwa yang terjadi disekitarnya diharapkan para investor atau para pelaku pasar dapat lebih berhati-hati dalam mengambil keputusan untuk bertransaksi di pasar. Informasi bisa muncul dari peristiwa-peristiwa yang terjadi disekitar dan dapat mempengaruhi pasar. Kecermatan dalam menilai informasi yang beredar dapat membawa pelaku pasar pada keuntungan yang lebih besar. Misalnya pada informasi yang bermuatan positif, yang memiliki potensi meningkatkan harga dan return, sebaliknya saat informasi yang beredar bermuatan negatif atau buruk, aksi jual adalah tindakan pengamanan yang tepat agar pelaku pasar tidak terlampau dirugikan.

Kecermatan dalam menilai informasi yang beredar sangat dituntut dari pelaku pasar, karena kadang kala informasi yang muncul baik dari media cetak maupun media elektronik mengenai suatu peristiwa yang terjadi kadang kala menyesatkan, media bisa saja membesar-besarkan sesuatu yang belum tentu kebenarannya. Investor harus bersikap kritis dengan analisa yang benar saat menerima informasi, apalagi yang berkaitan dengan bidang finansial.

C. Keterbatasan Penelitian

Adapun beberapa keterbatasan dalam penelitian ini adalah peneliti tidak bisa menelusuri sejak awal perihal detail berita pertemuan antara Jokowi dan Prabowo muncul, sehingga peneliti tidak bisa memasukan analisis berita itu sejak awal. Selain itu juga dalam penelitian ini menggunakan *market adjusted model* dalam mengestimasi tingkat pengembalian yang diharapkan. Besaran abnormal return

masih mungkin dicari dengan model lain yang akan memberikan hasil yang baik dan berbeda.

Pada penelitian inipun hanya menggunakan indikator *abnormal return* dan *abnormal volume* dalam menganalisis kandungan informasi yang terjadi pada peristiwa pertemuan politik antara Jokowi dan Prabowo Subianto.

D. Saran

Dengan adanya keterbatasan pada penelitian ini, saran untuk penelitian selanjutnya adalah penelitian selanjutnya bisa mempertimbangkan rumor-rumor sejak awal muncul berita pertemuan antara Jokowi dan Prabowo. Selanjutnya paa penelitian selanjutnya pun peneliti bisa meneliti dengan menggunakan metode perhitungan lain selain *market adjusted model* untuk mengestimasi tingkat pengembalian yang diharapkan. Pada penelitian selanjutnya disarankan untuk mencoba menggunakan *market model* dan *mean adjusted model* atau menggunakan ketiga model tersebut, kemudian hasil perhitungan ketiga model tersebut dibandingkan untuk mengetahui dampaknya terhadap hasil penelitian.

Pada penelitian selanjutnya bisa juga mengembangkan indicator reaksi pasar yang lain, misalnya frekuensi perdagangan saham dan bid-ask spread saham untuk memperkaya hasil penelitian.

DAFTAR PUSTAKA

- Alexander dan Kadafi, M. 2018. Analisis Abnormal Return dan Trading Volume Activity sebelum dan sesudah Stock Split pada Perusahaan yang Terdaftar di Bursa Efek Indonesia. *Jurnal Manajemen FEB UNMUL*. Vol 10 No. 1, pp: 1-6
- Darmadji, T. Fakhruddin, H.M. 2001. *Pasar Modal di Indonesia (Pendekatan Tanya Jawab)*. 2001. Jakarta: Salemba Empat.
- David Rofiki, Topowijono, Ferina Nurlaily. 2018. Reaksi Pasar Modal Indonesia Akibat Peristiwa Pemilihan Gubernur DKI Jakarta Putaran II 2017 (Event Study Pada Saham Perusahaan Yang Terdaftar Di Indeks Lq45 Periode Februari – Juli 2017). *Jurnal Administrasi Bisnis (JAB)*/Vol. 62 No. 2.
- Dewa Gede Oka Sudewa, Maria M. Ratna Sari. 2015. Reaksi Pasar Atas Peristiwa Pilpres 2014. *Jurnal Akuntansi Universitas Udayana* 12.3: 465-480
- Hartono, Jogiyanto. 2003. *Teori Portofolio dan Analisis Investasi. Edisi 3*. Yogyakarta: BPFE.
- Husnan, Suad. 2015. *Dasar-dasar Teori Portofolio dan Analisis Sekuritas. Edisi Keempat. Edisi 5*. Yogyakarta: UPP STI Manajemen YKPN.
- Katti, S.W.B. 2019. *Pengaruh Peristiwa Politik (Pemilu Presiden dan Pengumuman Susunan Kabinet) Terhadap Saham Sektor Industri di Bursa Efek Indonesia*. Capital, Vol.1, No.2, pp 125-134
- Kusumayanti, K.R., Suarjaya, A.A.G. 2018. Reaksi Pasar Modal Indonesia Terhadap Pengumuman Kemenangan Donal Trump dalam Pilpres Amerika Serikat 2016. *E-Jurnal Manajemen Unud*. Vol.7, No.4.
- Lakumani, M.M. 2019. *Analisis Reaksi Pasar Modal Indonesia terhadap Peristiwa Ekonomi dan Politik Global (Event Study pada Saham LQ45)*. Tesis 2019, Program Pascasarjana UAJY.
- Mansur, F., Salman, J. 2014. Reaksi Pasar Modal Terhadap Peristiwa Pemilihan Umum Tahun 2014 Pada Perusahaan Terdaftar Di Bursa Efek Indonesia. *Jurnal Penelitian Universitas Jambi Sen Humaniora*, Vol.16, No.2, Hal.59-68
- Melati, D.A., Saryadi., Widiartanto. 2015. Analisis Reaksi Pasar Modal Atas Peristiwa Pemilihan Presiden 9 Juli 2014 (Event Study Pada Indeks Saham LQ-45). *Jurnal Universitas Diponegoro*

- Nauli, Bernardinus A. 2015. *Pengaruh Pengumuman Pencapresan Jokowi 2014 Di Bur Efek Indonesia (Event Study: "Jokowi Effect" Pada Saham LQ45)*. Tesis. Universitas Atma Jaya Yogyakarta.
- Pratama, Gede Bhakti. Ni Kadek Sinarwati dan Nyoman An Surya Dharmawan. 2015. Reaksi Pasar Modal Indonesia Terhadap Penistiwa Politik (Event Study pada Peristiwa Pelantikan Joko Widodo Sebagai Presiden Republik Indonesia Ke-7). *Jurnal Akuntansi Universitas Pendidikan Ganesha*. Vol.3 No.13.
- Rajumesh, S. Ramesh, S. 2014. Information Content of Right Issue Announcement: A Study of Listed Companies in Colombo Stock Exchange of Sri Lanka. *Research Journal of Finance an Accounting*. Vol. 5 No. 5 Hal 154-162.
- Saraswati, N.M.A.W. Mustanda, I.K. 2018. Reaksi Pasar Modal Indonesia Terhadap Peristiwa Pengumuman Hasil Penghitungan Suara Pemilihan Umum dan Pelantikan Presiden Amerika Serikat. *E-Jurnal Manajemen Unud*. Vol.7No.6.
- Setyorini, I.D.A. 2017. *Reaksi Pasar Modal Indonesia Sebelum dan Sesudah Reshuffle Kabinet Kerja Jokowi Jilid II 27 Juli 2016 (Event Study Pada Saham Anggota LQ 45 Periode Februari-Juli 2016)*. Tesis. Universitas Atma Jaya Yogyakarta.
- Sudewa, D.G.O. Maria, M.R.S. 2015. Reaksi Pasar Atas Peristiwa Pilpres 2014. *E-Jurnal Akuntansi Universitas Udayana*, 12, 3, 465-480
- Sukamulja, Sukmawati. 2017. *Pengantar Pemodelan Keuangan dan Analisis Pasar Modal*. Yogyakarta: CV.Andi Offset
- Sugiyono. 2012. *Metode Penelitian Kuantitatif Kualitatif dan R&D*. Bandung: Alfabeta.
- Wahyuni, Ayunda T. Rizki. 2013. Perbedaan Abnormal Return, Trading Volume Activity, dan Security Return Variability Sebelum dan Sesudah Pengumuman Right Issue pada Perusahaan yang Terdaftar di Bursa Efek Indonesia Periode 2010-2012. *Jurnal Akuntansi Universitas Telkom Bandung*. Vol.1 No.3, pp 1-19.

Sumber lain :

<https://www.cnbcindonesia.com/market/20190715090202-17-84879/jokowi-prabowo-kopdar-maknanya-apa-dari-sisi-ekonomi>. Diakses pada 25 Juli 2019.

<https://www.antaranews.com/berita/956853/ihs-g-ditutup-menguat-dipicu-euforia-pasca-rekonsiliasi-jokowi-prabowo>. Diakses pada 25 Juli 2019.

<https://www.cnnindonesia.com/ekonomi/20190418211028-92-387775/hei-sebut-ihs-g-menguat-karena-investor-percaya-pemilu-aman>. Diakses pada 25 Juli 2019.

<https://www.cnnindonesia.com/nasional/20190324175931-32-380220/fenomena-pilpres-as-disebut-bisa-terjadi-pada-pemilu-di-ri>. Diakses pada 13 Agustus 2019.

<https://nasional.republika.co.id/berita/puglbx428/mahfud-md-rekonsiliasi-politik-sebuah-keharusan>. Diakses pada 13 Agustus 2019.

Sumber Media Cetak :

Bahtiar, Fahmi. 2019. “Pasca Lebak Bulus yang Tak Mulus”. Dalam *Sindo Weekly*, Juli, 18-VIII. Jakarta.

Pakpahan, Faorick. 2019. “Jurus Rekonsiliasi lewat Kursi Menteri”. Dalam *Sindo Weekly*, Juli, 21-VIII. Jakarta.

Lampiran 1. Data *Abnormal Return* Saham Sekuritas LQ45 Periode Jendela Peristiwa

Pertemuan antara Jokowi dan Prabowo Subianto

1. ADRO

Date	Adj Close**	Actual Return	Actual Return LQ45	Abnormal Return
Jul 19, 2019	1.295,00	-0,003846154	0,007948971	-0,011795124
Jul 18, 2019	1.300,00	0,015625	0,0012891	0,0143359
Jul 17, 2019	1.280,00	-0,003891051	-0,001521165	-0,002369886
Jul 16, 2019	1.285,00	0,007843137	-0,002538565	0,010381702
Jul 15, 2019	1.275,00	-0,00390625	0,010605986	-0,014512236
Jul 12, 2019	1.280,00	-0,041198502	0	-0,041198502
Jul 11, 2019	1.335,00	-0,007434944	0,008728559	-0,016163504
Jul 10, 2019	1.345,00	0,007490637	0,007706296	-0,000215659
Jul 09, 2019	1.335,00	-0,032608696	0,003283039	-0,035891735
Jul 08, 2019	1.380,00	-0,024734982	-0,004600187	-0,020134796
Jul 05, 2019	1.415,00	0,10546875	0,001356465	0,104112285

2. AKRA

Date	Adj Close**	Actual Return	Actual Return LQ45	Abnormal Return
Jul 19, 2019	4.223,83	0,028777206	0,007948971	0,020828236
Jul 18, 2019	4.105,68	-0,002393373	0,0012891	-0,003682474
Jul 17, 2019	4.115,53	-0,002385241	-0,001521165	-0,000864076
Jul 16, 2019	4.125,37	-0,01411894	-0,002538565	-0,011580376
Jul 15, 2019	4.184,45	-0,011628182	0,010605986	-0,022234168
Jul 12, 2019	4.233,68	-0,00231883	0	-0,00231883
Jul 11, 2019	4.243,52	-0,022676291	0,008728559	-0,03140485
Jul 10, 2019	4.341,98	0,065218565	0,007706296	0,057512269
Jul 09, 2019	4.076,14	0	0,003283039	-0,003283039
Jul 08, 2019	4.076,14	-0,002410676	-0,004600187	0,00218951
Jul 05, 2019	4.085,99	-0,034884545	0,001356465	-0,03624101

Lampiran 1. Data *Abnormal Return* Saham Sekuritas LQ45 Periode Jendela Peristiwa

Pertemuan antara Jokowi dan Prabowo Subianto

3. ANTM

Date	Adj Close**	Actual Return	Actual Return LQ45	Abnormal Return
Jul 19, 2019	940	-0,010526316	0,007948971	-0,018475286
Jul 18, 2019	950	0,055555556	0,0012891	0,054266455
Jul 17, 2019	900	0,005586592	-0,001521165	0,007107757
Jul 16, 2019	895	0,017045455	-0,002538565	0,019584019
Jul 15, 2019	880	0,041420118	0,010605986	0,030814132
Jul 12, 2019	845	-0,005882353	0	-0,005882353
Jul 11, 2019	850	0,036585366	0,008728559	0,027856806
Jul 10, 2019	820	-0,006060606	0,007706296	-0,013766902
Jul 09, 2019	825	0	0,003283039	-0,003283039
Jul 08, 2019	825	0,018518519	-0,004600187	0,023118705
Jul 05, 2019	810	-0,041420118	0,001356465	-0,042776584

4. ASII

Date	Adj Close**	Actual Return	Actual Return LQ45	Abnormal Return
Jul 19, 2019	7.037,01	-0,00699351	0,007948971	-0,014942481
Jul 18, 2019	7.086,57	0,007042764	0,0012891	0,005753664
Jul 17, 2019	7.037,01	-0,046980529	-0,001521165	-0,045459365
Jul 16, 2019	7.383,91	0,003367246	-0,002538565	0,005905811
Jul 15, 2019	7.359,13	-0,003355946	0,010605986	-0,013961932
Jul 12, 2019	7.383,91	-0,009966158	0	-0,009966158
Jul 11, 2019	7.458,24	0,010066482	0,008728559	0,001337923
Jul 10, 2019	7.383,91	0,024055331	0,007706296	0,016349035
Jul 09, 2019	7.210,46	-0,003424904	0,003283039	-0,006707943
Jul 08, 2019	7.235,24	0,02097912	-0,004600187	0,025579306
Jul 05, 2019	7.086,57	-0,040268638	0,001356465	-0,041625103

Lampiran 1. Data *Abnormal Return* Saham Sekuritas LQ45 Periode Jendela Peristiwa

Pertemuan antara Jokowi dan Prabowo Subianto

5. BBCA

Date	Adj Close**	Actual Return	Actual Return LQ45	Abnormal Return
Jul 19, 2019	31.000,00	0,008950366	0,007948971	0,001001396
Jul 18, 2019	30.725,00	-0,000813008	0,0012891	-0,002102108
Jul 17, 2019	30.750,00	0,010682005	-0,001521165	0,01220317
Jul 16, 2019	30.425,00	-0,003276003	-0,002538565	-0,000737438
Jul 15, 2019	30.525,00	0,015806988	0,010605986	0,005201002
Jul 12, 2019	30.050,00	-0,002489627	0	-0,002489627
Jul 11, 2019	30.125,00	0,004166667	0,008728559	-0,004561893
Jul 10, 2019	30.000,00	0	0,007706296	-0,007706296
Jul 09, 2019	30.000,00	0,020408163	0,003283039	0,017125124
Jul 08, 2019	29.400,00	-0,015075377	-0,004600187	-0,01047519
Jul 05, 2019	29.850,00	-0,006655574	0,001356465	-0,008012039

6. BBNI

Date	Adj Close**	Actual Return	Actual Return LQ45	Abnormal Return
Jul 19, 2019	8.900,00	0,002816901	0,007948971	-0,005132069
Jul 18, 2019	8.875,00	-0,019337017	0,0012891	-0,020626117
Jul 17, 2019	9.050,00	-0,002754821	-0,001521165	-0,001233656
Jul 16, 2019	9.075,00	-0,010899183	-0,002538565	-0,008360618
Jul 15, 2019	9.175,00	-0,002717391	0,010605986	-0,013323377
Jul 12, 2019	9.200,00	-0,005405405	0	-0,005405405
Jul 11, 2019	9.250,00	0,010928962	0,008728559	0,002200402
Jul 10, 2019	9.150,00	0	0,007706296	-0,007706296
Jul 09, 2019	9.150,00	0,019498607	0,003283039	0,016215568
Jul 08, 2019	8.975,00	-0,024456522	-0,004600187	-0,019856335
Jul 05, 2019	9.200,00	0	0,001356465	-0,001356465

Lampiran 1. Data *Abnormal Return* Saham Sekuritas LQ45 Periode Jendela Peristiwa

Pertemuan antara Jokowi dan Prabowo Subianto

7. BBRI

Date	Adj Close**	Actual Return	Actual Return LQ45	Abnormal Return
Jul 19, 2019	4.480,00	0,006741573	0,007948971	-0,001207398
Jul 18, 2019	4.450,00	-0,015486726	0,0012891	-0,016775826
Jul 17, 2019	4.520,00	-0,006593407	-0,001521165	-0,005072242
Jul 16, 2019	4.550,00	0,004415011	-0,002538565	0,006953576
Jul 15, 2019	4.530,00	0,00443459	0,010605986	-0,006171396
Jul 12, 2019	4.510,00	0	0	0
Jul 11, 2019	4.510,00	0,008948546	0,008728559	0,000219986
Jul 10, 2019	4.470,00	0,013605442	0,007706296	0,005899146
Jul 09, 2019	4.410,00	0,002272727	0,003283039	-0,001010312
Jul 08, 2019	4.400,00	0	-0,004600187	0,004600187
Jul 05, 2019	4.400,00	-0,024390244	0,001356465	-0,025746709

8. BBTN

Date	Adj Close**	Actual Return	Actual Return LQ45	Abnormal Return
Jul 19, 2019	2.430,00	0,004132231	0,007948971	-0,003816739
Jul 18, 2019	2.420,00	-0,012244898	0,0012891	-0,013533998
Jul 17, 2019	2.450,00	0,004098361	-0,001521165	0,005619525
Jul 16, 2019	2.440,00	-0,012145749	-0,002538565	-0,009607184
Jul 15, 2019	2.470,00	0,016460905	0,010605986	0,005854919
Jul 12, 2019	2.430,00	-0,012195122	0	-0,012195122
Jul 11, 2019	2.460,00	0,004081633	0,008728559	-0,004646927
Jul 10, 2019	2.450,00	0,012396694	0,007706296	0,004690398
Jul 09, 2019	2.420,00	0	0,003283039	-0,003283039
Jul 08, 2019	2.420,00	-0,004115226	-0,004600187	0,00048496
Jul 05, 2019	2.430,00	0	0,001356465	-0,001356465

Lampiran 1. Data *Abnormal Return* Saham Sekuritas LQ45 Periode Jendela Peristiwa

Pertemuan antara Jokowi dan Prabowo Subianto

9. BMRI

Date	Adj Close**	Actual Return	Actual Return LQ45	Abnormal Return
Jul 19, 2019	7.875,00	0,003184713	0,007948971	-0,004764257
Jul 18, 2019	7.850,00	-0,015673981	0,0012891	-0,016963081
Jul 17, 2019	7.975,00	-0,012383901	-0,001521165	-0,010862736
Jul 16, 2019	8.075,00	-0,009202454	-0,002538565	-0,006663889
Jul 15, 2019	8.150,00	0,009287926	0,010605986	-0,00131806
Jul 12, 2019	8.075,00	0,009375	0	0,009375
Jul 11, 2019	8.000,00	0,006289308	0,008728559	-0,002439251
Jul 10, 2019	7.950,00	0,006329114	0,007706296	-0,001377182
Jul 09, 2019	7.900,00	0,003174603	0,003283039	-0,000108436
Jul 08, 2019	7.875,00	0,006389776	-0,004600187	0,010989963
Jul 05, 2019	7.825,00	-0,030959752	0,001356465	-0,032316218

10. BRPT

Date	Adj Close**	Actual Return	Actual Return LQ45	Abnormal Return
Jul 19, 2019	754	0.021680217	0.007948971	0.013731246
Jul 18, 2019	738	0	0.0012891	-0.0012891
Jul 17, 2019	738	0.027855153	-0.001521165	0.029376318
Jul 16, 2019	718	-0.002777778	-0.002538565	-0.000239213
Jul 15, 2019	720	-0.016393443	0.010605986	-0.026999429
Jul 12, 2019	732	0.076470588	0	0.076470588
Jul 11, 2019	680	0.008902077	0.008728559	0.000173518
Jul 10, 2019	674	-0.023188406	0.007706296	-0.030894702
Jul 09, 2019	690	0.00877193	0.003283039	0.005488891
Jul 08, 2019	684	0.005882353	-0.004600187	0.01048254
Jul 05, 2019	680	-0.071038251	0.001356465	-0.072394717

Lampiran 1. Data *Abnormal Return* Saham Sekuritas LQ45 Periode Jendela Peristiwa

Pertemuan antara Jokowi dan Prabowo Subianto

11. BSDE

Date	Adj Close**	Actual Return	Actual Return LQ45	Abnormal Return
Jul 19, 2019	1.495,00	0,006734007	0,007948971	-0,001214964
Jul 18, 2019	1.485,00	0	0,0012891	-0,0012891
Jul 17, 2019	1.485,00	-0,01	-0,001521165	-0,008478835
Jul 16, 2019	1.500,00	0	-0,002538565	0,002538565
Jul 15, 2019	1.500,00	0	0,010605986	-0,010605986
Jul 12, 2019	1.500,00	0	0	0
Jul 11, 2019	1.500,00	0,013513514	0,008728559	0,004784954
Jul 10, 2019	1.480,00	0,010238908	0,007706296	0,002532612
Jul 09, 2019	1.465,00	0	0,003283039	-0,003283039
Jul 08, 2019	1.465,00	-0,039344262	-0,004600187	-0,034744076
Jul 05, 2019	1.525,00	0,016666667	0,001356465	0,015310201

12. BTPS

Date	Adj Close**	Actual Return	Actual Return LQ45	Abnormal Return
Jul 19, 2019	3.390,00	-0,023054755	0,007948971	-0,031003726
Jul 18, 2019	3.470,00	-0,014204545	0,0012891	-0,015493646
Jul 17, 2019	3.520,00	-0,014005602	-0,001521165	-0,012484438
Jul 16, 2019	3.570,00	-0,008333333	-0,002538565	-0,005794769
Jul 15, 2019	3.600,00	0,052631579	0,010605986	0,042025593
Jul 12, 2019	3.420,00	-0,05785124	0	-0,05785124
Jul 11, 2019	3.630,00	0,07079646	0,008728559	0,062067901
Jul 10, 2019	3.390,00	0,008928571	0,007706296	0,001222276
Jul 09, 2019	3.360,00	0,012048193	0,003283039	0,008765154
Jul 08, 2019	3.320,00	0,009118541	-0,004600187	0,013718728
Jul 05, 2019	3.290,00	-0,038011696	0,001356465	-0,039368161

Lampiran 1. Data *Abnormal Return* Saham Sekuritas LQ45 Periode Jendela Peristiwa

Pertemuan antara Jokowi dan Prabowo Subianto

13. CPIN

Date	Adj Close**	Actual Return	Actual Return LQ45	Abnormal Return
Jul 19, 2019	5.600,00	0,066666667	0,007948971	0,058717696
Jul 18, 2019	5.250,00	0,009615385	0,0012891	0,008326284
Jul 17, 2019	5.200,00	-0,03255814	-0,001521165	-0,031036975
Jul 16, 2019	5.375,00	-0,013761468	-0,002538565	-0,011222903
Jul 15, 2019	5.450,00	0,038095238	0,010605986	0,027489252
Jul 12, 2019	5.250,00	-0,045454545	0	-0,045454545
Jul 11, 2019	5.500,00	-0,03930131	0,008728559	-0,04802987
Jul 10, 2019	5.725,00	0,0456621	0,007706296	0,037955805
Jul 09, 2019	5.475,00	-0,039473684	0,003283039	-0,042756723
Jul 08, 2019	5.700,00	0,013333333	-0,004600187	0,01793352
Jul 05, 2019	5.625,00	0,071428571	0,001356465	0,070072106

14. CTRA

Date	Adj Close**	Actual Return	Actual Return LQ45	Abnormal Return
Jul 19, 2019	1.190,00	0,017094017	0,007948971	0,009145047
Jul 18, 2019	1.170,00	-0,008474576	0,0012891	-0,009763677
Jul 17, 2019	1.180,00	-0,004219409	-0,001521165	-0,002698245
Jul 16, 2019	1.185,00	-0,01659751	-0,002538565	-0,014058946
Jul 15, 2019	1.205,00	0,012605042	0,010605986	0,001999056
Jul 12, 2019	1.190,00	0,004219409	0	0,004219409
Jul 11, 2019	1.185,00	0,053333333	0,008728559	0,044604774
Jul 10, 2019	1.125,00	0,02739726	0,007706296	0,019690965
Jul 09, 2019	1.095,00	-0,009049774	0,003283039	-0,012332813
Jul 08, 2019	1.105,00	-0,034934498	-0,004600187	-0,030334311
Jul 05, 2019	1.145,00	-0,037815126	0,001356465	-0,039171591

Lampiran 1. Data *Abnormal Return* Saham Sekuritas LQ45 Periode Jendela Peristiwa

Pertemuan antara Jokowi dan Prabowo Subianto

15. ERAA

Date	Adj Close**	Actual Return	Actual Return LQ45	Abnormal Return
Jul 19, 2019	1.995,00	0,007575758	0,007948971	-0,000373213
Jul 18, 2019	1.980,00	-0,007518797	0,0012891	-0,008807897
Jul 17, 2019	1.995,00	0,028350515	-0,001521165	0,02987168
Jul 16, 2019	1.940,00	-0,02020202	-0,002538565	-0,017663455
Jul 15, 2019	1.980,00	0,002531646	0,010605986	-0,008074341
Jul 12, 2019	1.975,00	-0,055023923	0	-0,055023923
Jul 11, 2019	2.090,00	-0,004761905	0,008728559	-0,013490464
Jul 10, 2019	2.100,00	0,071428571	0,007706296	0,063722276
Jul 09, 2019	1.960,00	-0,02970297	0,003283039	-0,03298601
Jul 08, 2019	2.020,00	-0,038095238	-0,004600187	-0,033495051
Jul 05, 2019	2.100,00	0,063291139	0,001356465	0,061934674

16. EXCL

Date	Adj Close**	Actual Return	Actual Return LQ45	Abnormal Return
Jul 19, 2019	3.110,00	0	0,007948971	-0,007948971
Jul 18, 2019	3.110,00	0,043624161	0,0012891	0,042335061
Jul 17, 2019	2.980,00	0,013605442	-0,001521165	0,015126607
Jul 16, 2019	2.940,00	0,003412969	-0,002538565	0,005951534
Jul 15, 2019	2.930,00	0,024475524	0,010605986	0,013869538
Jul 12, 2019	2.860,00	-0,013793103	0	-0,013793103
Jul 11, 2019	2.900,00	0,003460208	0,008728559	-0,005268352
Jul 10, 2019	2.890,00	-0,013651877	0,007706296	-0,021358173
Jul 09, 2019	2.930,00	0,024475524	0,003283039	0,021192485
Jul 08, 2019	2.860,00	-0,013793103	-0,004600187	-0,009192917
Jul 05, 2019	2.900,00	0,013986014	0,001356465	0,012629549

Lampiran 1. Data *Abnormal Return* Saham Sekuritas LQ45 Periode Jendela Peristiwa

Pertemuan antara Jokowi dan Prabowo Subianto

17. GGRM

Date	Adj Close**	Actual Return	Actual Return LQ45	Abnormal Return
Jul 19, 2019	79.300,00	0,026869537	0,007948971	0,018920567
Jul 18, 2019	77.225,00	0,007830343	0,0012891	0,006541242
Jul 17, 2019	76.625,00	0,004259502	-0,001521165	0,005780667
Jul 16, 2019	76.300,00	0,018012008	-0,002538565	0,020550573
Jul 15, 2019	74.950,00	0,012837838	0,010605986	0,002231852
Jul 12, 2019	74.000,00	-0,031096563	0	-0,031096563
Jul 11, 2019	76.375,00	-0,000327225	0,008728559	-0,009055785
Jul 10, 2019	76.400,00	-0,012281836	0,007706296	-0,019988132
Jul 09, 2019	77.350,00	0,002592353	0,003283039	-0,000690687
Jul 08, 2019	77.150,00	-0,000647668	-0,004600187	0,003952518
Jul 05, 2019	77.200,00	0,043243243	0,001356465	0,041886778

18. HMSP

Date	Adj Close**	Actual Return	Actual Return LQ45	Abnormal Return
Jul 19, 2019	3.150,00	0,03	0,007948971	0,02
Jul 18, 2019	3.070,00	0,00	0,0012891	0,00
Jul 17, 2019	3.080,00	0,01	-0,001521165	0,01
Jul 16, 2019	3.040,00	0,00	-0,002538565	0,00
Jul 15, 2019	3.040,00	0,00	0,010605986	-0,01
Jul 12, 2019	3.030,00	-0,03	0	-0,03
Jul 11, 2019	3.120,00	-0,01	0,008728559	-0,02
Jul 10, 2019	3.140,00	0,00	0,007706296	-0,01
Jul 09, 2019	3.150,00	-0,01	0,003283039	-0,01
Jul 08, 2019	3.180,00	-0,03	-0,004600187	-0,02
Jul 05, 2019	3.270,00	0,08	0,001356465	0,08

Lampiran 1. Data *Abnormal Return* Saham Sekuritas LQ45 Periode Jendela Peristiwa

Pertemuan antara Jokowi dan Prabowo Subianto

19. ICBP

Date	Adj Close**	Actual Return	Actual Return LQ45	Abnormal Return
Jul 19, 2019	10.850,00	0,011655012	0,007948971	0,003706041
Jul 18, 2019	10.725,00	0,009411765	0,0012891	0,008122664
Jul 17, 2019	10.625,00	0,019184652	-0,001521165	0,020705817
Jul 16, 2019	10.425,00	0,004819277	-0,002538565	0,007357842
Jul 15, 2019	10.375,00	0,00973236	0,010605986	-0,000873626
Jul 12, 2019	10.275,00	0,002439024	0	0,002439024
Jul 11, 2019	10.250,00	0,012345679	0,008728559	0,00361712
Jul 10, 2019	10.125,00	0,002475248	0,007706296	-0,005231048
Jul 09, 2019	10.100,00	0,007481297	0,003283039	0,004198257
Jul 08, 2019	10.025,00	-0,007425743	-0,004600187	-0,002825556
Jul 05, 2019	10.100,00	-0,01703163	0,001356465	-0,018388095

20. INCO

Date	Adj Close**	Actual Return	Actual Return LQ45	Abnormal Return
Jul 19, 2019	3.140,00	-0,012578616	0,007948971	-0,020527587
Jul 18, 2019	3.180,00	0,015974441	0,0012891	0,014685341
Jul 17, 2019	3.130,00	0,022875817	-0,001521165	0,024396982
Jul 16, 2019	3.060,00	0,02	-0,002538565	0,022538565
Jul 15, 2019	3.000,00	0	0,010605986	-0,010605986
Jul 12, 2019	3.000,00	-0,016393443	0	-0,016393443
Jul 11, 2019	3.050,00	0,044520548	0,008728559	0,035791988
Jul 10, 2019	2.920,00	-0,016835017	0,007706296	-0,024541313
Jul 09, 2019	2.970,00	0,020618557	0,003283039	0,017335517
Jul 08, 2019	2.910,00	0,010416667	-0,004600187	0,015016853
Jul 05, 2019	2.880,00	-0,04	0,001356465	-0,041356465

Lampiran 1. Data *Abnormal Return* Saham Sekuritas LQ45 Periode Jendela Peristiwa

Pertemuan antara Jokowi dan Prabowo Subianto

21. INDF

Date	Adj Close**	Actual Return	Actual Return LQ45	Abnormal Return
Jul 19, 2019	7.050,00	0	0,007948971	-0,007948971
Jul 18, 2019	7.050,00	0,010752688	0,0012891	0,009463588
Jul 17, 2019	6.975,00	0,010869565	-0,001521165	0,01239073
Jul 16, 2019	6.900,00	0,018450185	-0,002538565	0,020988749
Jul 15, 2019	6.775,00	0	0,010605986	-0,010605986
Jul 12, 2019	6.775,00	-0,010948905	0	-0,010948905
Jul 11, 2019	6.850,00	-0,007246377	0,008728559	-0,015974936
Jul 10, 2019	6.900,00	0,00729927	0,007706296	-0,000407026
Jul 09, 2019	6.850,00	-0,010830325	0,003283039	-0,014113364
Jul 08, 2019	6.925,00	-0,010714286	-0,004600187	-0,006114099
Jul 05, 2019	7.000,00	0,033210332	0,001356465	0,031853867

22. INDY

Date	Adj Close**	Actual Return	Actual Return LQ45	Abnormal Return
Jul 19, 2019	1.630,00	-0,006097561	0,007948971	-0,014046532
Jul 18, 2019	1.640,00	0,01863354	0,0012891	0,01734444
Jul 17, 2019	1.610,00	-0,035928144	-0,001521165	-0,034406979
Jul 16, 2019	1.670,00	0,037267081	-0,002538565	0,039805646
Jul 15, 2019	1.610,00	-0,012269939	0,010605986	-0,022875925
Jul 12, 2019	1.630,00	-0,049562682	0	-0,049562682
Jul 11, 2019	1.715,00	-0,005797101	0,008728559	-0,014525661
Jul 10, 2019	1.725,00	0,017699115	0,007706296	0,009992819
Jul 09, 2019	1.695,00	-0,028653295	0,003283039	-0,031936334
Jul 08, 2019	1.745,00	-0,025139665	-0,004600187	-0,020539478
Jul 05, 2019	1.790,00	0,098159509	0,001356465	0,096803044

Lampiran 1. Data *Abnormal Return* Saham Sekuritas LQ45 Periode Jendela Peristiwa

Pertemuan antara Jokowi dan Prabowo Subianto

23. INKP

Date	Adj Close**	Actual Return	Actual Return LQ45	Abnormal Return
Jul 19, 2019	8.250,00	-0,026548673	0,007948971	-0,034497643
Jul 18, 2019	8.475,00	0,07278481	0,0012891	0,07149571
Jul 17, 2019	7.900,00	-0,015576324	-0,001521165	-0,014055159
Jul 16, 2019	8.025,00	-0,012307692	-0,002538565	-0,009769128
Jul 15, 2019	8.125,00	0,035031847	0,010605986	0,024425861
Jul 12, 2019	7.850,00	-0,05988024	0	-0,05988024
Jul 11, 2019	8.350,00	-0,045714286	0,008728559	-0,054442845
Jul 10, 2019	8.750,00	-0,019607843	0,007706296	-0,027314139
Jul 09, 2019	8.925,00	0,075301205	0,003283039	0,072018166
Jul 08, 2019	8.300,00	0	0,001356465	-0,001356465
Jul 05, 2019	8.300,00	0,057324841	0,001356465	0,055968375

24. INTP

Date	Adj Close**	Actual Return	Actual Return LQ45	Abnormal Return
Jul 19, 2019	22.175,00	0,016036655	0,007948971	0,008087685
Jul 18, 2019	21.825,00	0,027058824	0,0012891	0,025769723
Jul 17, 2019	21.250,00	-0,011627907	-0,001521165	-0,010106742
Jul 16, 2019	21.500,00	-0,00921659	-0,002538565	-0,006678025
Jul 15, 2019	21.700,00	0,008130081	0,010605986	-0,002475905
Jul 12, 2019	21.525,00	-0,021590909	0	-0,021590909
Jul 11, 2019	22.000,00	0	0,008728559	-0,008728559
Jul 10, 2019	22.000,00	0,011494253	0,007706296	0,003787957
Jul 09, 2019	21.750,00	0,043165468	0,003283039	0,039882428
Jul 08, 2019	20.850,00	-0,007142857	-0,004600187	-0,00254267
Jul 05, 2019	21.000,00	-0,024390244	0,001356465	-0,025746709

Lampiran 1. Data *Abnormal Return* Saham Sekuritas LQ45 Periode Jendela Peristiwa

Pertemuan antara Jokowi dan Prabowo Subianto

25. ITMG

Date	Adj Close**	Actual Return	Actual Return LQ45	Abnormal Return
Jul 19, 2019	16.240,92	-0,004354476	0,007948971	-0,012303447
Jul 18, 2019	16.311,95	0	0,0012891	-0,0012891
Jul 17, 2019	16.311,95	-0,01147725	-0,001521165	-0,009956085
Jul 16, 2019	16.501,34	0	-0,002538565	0,002538565
Jul 15, 2019	16.501,34	0,010144702	0,010605986	-0,000461284
Jul 12, 2019	16.335,62	-0,014285826	0	-0,014285826
Jul 11, 2019	16.572,37	0	0,008728559	-0,008728559
Jul 10, 2019	16.572,37	0,005747172	0,007706296	-0,001959124
Jul 09, 2019	16.477,67	0,005780393	0,003283039	0,002497353
Jul 08, 2019	16.382,97	-0,028089528	-0,004600187	-0,023489341
Jul 05, 2019	16.856,46	0,0318837	0,001356465	0,030527234

26. JPFA

Date	Adj Close**	Actual Return	Actual Return LQ45	Abnormal Return
Jul 19, 2019	1.660,00	0,018404908	0,007948971	0,010455937
Jul 18, 2019	1.630,00	-0,009118541	0,0012891	-0,010407641
Jul 17, 2019	1.645,00	-0,017910448	-0,001521165	-0,016389283
Jul 16, 2019	1.675,00	0,002994012	-0,002538565	0,005532577
Jul 15, 2019	1.670,00	0,037267081	0,010605986	0,026661095
Jul 12, 2019	1.610,00	-0,027190332	0	-0,027190332
Jul 11, 2019	1.655,00	-0,032163743	0,008728559	-0,040892302
Jul 10, 2019	1.710,00	0,033232628	0,007706296	0,025526333
Jul 09, 2019	1.655,00	-0,02359882	0,003283039	-0,026881859
Jul 08, 2019	1.695,00	-0,020231214	-0,004600187	-0,015631027
Jul 05, 2019	1.730,00	0,074534161	0,001356465	0,073177696

Lampiran 1. Data *Abnormal Return* Saham Sekuritas LQ45 Periode Jendela Peristiwa

Pertemuan antara Jokowi dan Prabowo Subianto

27. JSMR

Date	Adj Close**	Actual Return	Actual Return LQ45	Abnormal Return
Jul 19, 2019	6.225,00	0,008097166	0,007948971	0,000148195
Jul 18, 2019	6.175,00	0,042194093	0,0012891	0,040904993
Jul 17, 2019	5.925,00	0,004237288	-0,001521165	0,005758453
Jul 16, 2019	5.900,00	0,012875536	-0,002538565	0,015414101
Jul 15, 2019	5.825,00	0,030973451	0,010605986	0,020367465
Jul 12, 2019	5.650,00	-0,017391304	0	-0,017391304
Jul 11, 2019	5.750,00	0,013215859	0,008728559	0,0044873
Jul 10, 2019	5.675,00	-0,004385965	0,007706296	-0,012092261
Jul 09, 2019	5.700,00	0,031674208	0,003283039	0,028391169
Jul 08, 2019	5.525,00	-0,022123894	-0,004600187	-0,017523707
Jul 05, 2019	5.650,00	0	0,001356465	-0,001356465

28. KLBF

Date	Adj Close**	Actual Return	Actual Return LQ45	Abnormal Return
Jul 19, 2019	1.490,00	0,010169492	-0,007948971	0,002220521
Jul 18, 2019	1.475,00	0,013745704	0,0012891	0,012456604
Jul 17, 2019	1.455,00	0,013937282	-0,001521165	0,015458447
Jul 16, 2019	1.435,00	-0,017123288	-0,002538565	-0,014584723
Jul 15, 2019	1.460,00	0,065693431	0,010605986	0,055087445
Jul 12, 2019	1.370,00	-0,048611111	0	-0,048611111
Jul 11, 2019	1.440,00	-0,017064846	0,008728559	-0,025793406
Jul 10, 2019	1.465,00	0,010344828	0,007706296	0,002638532
Jul 09, 2019	1.450,00	0,010452962	0,003283039	0,007169922
Jul 08, 2019	1.435,00	-0,003472222	-0,004600187	0,001127965
Jul 05, 2019	1.440,00	0,051094891	0,001356465	0,049738425

Lampiran 1. Data *Abnormal Return* Saham Sekuritas LQ45 Periode Jendela Peristiwa

Pertemuan antara Jokowi dan Prabowo Subianto

29. LPPF

Date	Adj Close**	Actual Return	Actual Return LQ45	Abnormal Return
Jul 19, 2019	3.250,00	0	0,007948971	-0,007948971
Jul 18, 2019	3.250,00	-0,006116208	0,0012891	-0,007405308
Jul 17, 2019	3.270,00	0	-0,001521165	0,001521165
Jul 16, 2019	3.270,00	0,003067485	-0,002538565	0,005606049
Jul 15, 2019	3.260,00	0	0,010605986	-0,010605986
Jul 12, 2019	3.260,00	-0,003058104	0	-0,003058104
Jul 11, 2019	3.270,00	0	0,008728559	-0,008728559
Jul 10, 2019	3.270,00	-0,012084592	0,007706296	-0,019790888
Jul 09, 2019	3.310,00	-0,003012048	0,003283039	-0,006295087
Jul 08, 2019	3.320,00	-0,005988024	-0,004600187	-0,001387837
Jul 05, 2019	3.340,00	0,024539877	0,001356465	0,023183412

30. MEDC

Date	Adj Close**	Actual Return	Actual Return LQ45	Abnormal Return
Jul 19, 2019	825	0,006097561	0,007948971	-0,00185141
Jul 18, 2019	820	0,01863354	0,0012891	0,01734444
Jul 17, 2019	805	-0,00617284	-0,001521165	-0,004651675
Jul 16, 2019	810	-0,012195122	-0,002538565	-0,009656557
Jul 15, 2019	820	-0,017964072	0,010605986	-0,028570058
Jul 12, 2019	835	-0,01183432	0	-0,01183432
Jul 11, 2019	845	0,005952381	0,008728559	-0,002776179
Jul 10, 2019	840	0,043478261	0,007706296	0,035771965
Jul 09, 2019	805	0,00625	0,003283039	0,002966961
Jul 08, 2019	800	-0,024390244	-0,004600187	-0,019790057
Jul 05, 2019	820	-0,017964072	0,001356465	-0,019320537

Lampiran 1. Data *Abnormal Return* Saham Sekuritas LQ45 Periode Jendela Peristiwa

Pertemuan antara Jokowi dan Prabowo Subianto

31. MNCN

Date	Adj Close**	Actual Return	Actual Return LQ45	Abnormal Return
Jul 19, 2019	1.435,00	0,051282051	0,007948971	0,043333081
Jul 18, 2019	1.365,00	-0,038732394	0,0012891	-0,040021495
Jul 17, 2019	1.420,00	-0,017301038	-0,001521165	-0,015779873
Jul 16, 2019	1.445,00	-0,003448276	-0,002538565	-0,000909711
Jul 15, 2019	1.450,00	0,03202847	0,010605986	0,021422484
Jul 12, 2019	1.405,00	0,052434457	0	0,052434457
Jul 11, 2019	1.335,00	0,05952381	0,008728559	0,05079525
Jul 10, 2019	1.260,00	-0,003952569	0,007706296	-0,011658865
Jul 09, 2019	1.265,00	0,049792531	0,003283039	0,046509492
Jul 08, 2019	1.205,00	-0,039840637	-0,004600187	-0,035240451
Jul 05, 2019	1.255,00	-0,106761566	0,001356465	-0,108118031

32. PGAS

Date	Adj Close**	Actual Return	Actual Return LQ45	Abnormal Return
Jul 19, 2019	2.060,00	-0,019047619	0,007948971	-0,02699659
Jul 18, 2019	2.100,00	-0,004739336	0,0012891	-0,006028437
Jul 17, 2019	2.110,00	-0,009389671	-0,001521165	-0,007868507
Jul 16, 2019	2.130,00	0	-0,002538565	0,002538565
Jul 15, 2019	2.130,00	0,033980583	0,010605986	0,023374596
Jul 12, 2019	2.060,00	-0,014354067	0	-0,014354067
Jul 11, 2019	2.090,00	-0,014150943	0,008728559	-0,022879503
Jul 10, 2019	2.120,00	0,029126214	0,007706296	0,021419918
Jul 09, 2019	2.060,00	-0,009615385	0,003283039	-0,012898424
Jul 08, 2019	2.080,00	-0,00952381	-0,004600187	-0,004923623
Jul 05, 2019	2.100,00	0,019417476	0,001356465	0,01806101

Lampiran 1. Data *Abnormal Return* Saham Sekuritas LQ45 Periode Jendela Peristiwa

Pertemuan antara Jokowi dan Prabowo Subianto

33. PTBA

Date	Adj Close**	Actual Return	Actual Return LQ45	Abnormal Return
Jul 19, 2019	2.880,00	0,003484321	0,007948971	-0,00446465
Jul 18, 2019	2.870,00	0,017730496	0,0012891	0,016441396
Jul 17, 2019	2.820,00	-0,007042254	-0,001521165	-0,005521089
Jul 16, 2019	2.840,00	0	-0,002538565	0,002538565
Jul 15, 2019	2.840,00	0	0,010605986	-0,010605986
Jul 12, 2019	2.840,00	-0,024054983	0	-0,024054983
Jul 11, 2019	2.910,00	-0,010204082	0,008728559	-0,018932641
Jul 10, 2019	2.940,00	0,003412969	0,007706296	-0,004293326
Jul 09, 2019	2.930,00	-0,016778523	0,003283039	-0,020061563
Jul 08, 2019	2.980,00	-0,02295082	-0,004600187	-0,018350633
Jul 05, 2019	3.050,00	0,073943662	0,001356465	0,072587197

34. PTPP

Date	Adj Close**	Actual Return	Actual Return LQ45	Abnormal Return
Jul 19, 2019	2.160,00	-0,018181818	0,007948971	-0,026130789
Jul 18, 2019	2.200,00	-0,017857143	0,0012891	-0,019146243
Jul 17, 2019	2.240,00	0,009009009	-0,001521165	0,010530174
Jul 16, 2019	2.220,00	-0,013333333	-0,002538565	-0,010794769
Jul 15, 2019	2.250,00	0,041666667	0,010605986	0,031060681
Jul 12, 2019	2.160,00	0,004651163	0	0,004651163
Jul 11, 2019	2.150,00	0	0,008728559	-0,008728559
Jul 10, 2019	2.150,00	0,028708134	0,007706296	0,021001838
Jul 09, 2019	2.090,00	0,004807692	0,003283039	0,001524653
Jul 08, 2019	2.080,00	-0,004784689	-0,004600187	-0,000184502
Jul 05, 2019	2.090,00	-0,032407407	0,001356465	-0,033763873

Lampiran 1. Data *Abnormal Return* Saham Sekuritas LQ45 Periode Jendela Peristiwa

Pertemuan antara Jokowi dan Prabowo Subianto

35. PWON

Date	Adj Close**	Actual Return	Actual Return LQ45	Abnormal Return
Jul 19, 2019	700	-0,014084507	0,007948971	-0,022033478
Jul 18, 2019	710	0,007092199	0,0012891	0,005803098
Jul 17, 2019	705	-0,027586207	-0,001521165	-0,026065042
Jul 16, 2019	725	0	-0,002538565	0,002538565
Jul 15, 2019	725	0,006944444	0,010605986	-0,003661542
Jul 12, 2019	720	-0,027027027	0	-0,027027027
Jul 11, 2019	740	0,006802721	0,008728559	-0,001925838
Jul 10, 2019	735	0	0,007706296	-0,007706296
Jul 09, 2019	735	-0,006756757	0,003283039	-0,010039796
Jul 08, 2019	740	0,006802721	-0,004600187	0,011402908
Jul 05, 2019	735	0,020833333	0,001356465	0,019476868

36. SCMA

Date	Adj Close**	Actual Return	Actual Return LQ45	Abnormal Return
Jul 19, 2019	1.510,00	-0,00330033	0,007948971	-0,011249301
Jul 18, 2019	1.515,00	0,01	0,0012891	0,0087109
Jul 17, 2019	1.500,00	-0,006622517	-0,001521165	-0,005101352
Jul 16, 2019	1.510,00	0	-0,002538565	0,002538565
Jul 15, 2019	1.510,00	-0,00330033	0,010605986	-0,013906316
Jul 12, 2019	1.515,00	-0,009803922	0	-0,009803922
Jul 11, 2019	1.530,00	-0,04375	0,008728559	-0,052478559
Jul 10, 2019	1.600,00	0	0,007706296	-0,007706296
Jul 09, 2019	1.600,00	0,012658228	0,003283039	0,009375189
Jul 08, 2019	1.580,00	-0,009404389	-0,004600187	-0,004804202
Jul 05, 2019	1.595,00	0,052805281	0,001356465	0,051448815

Lampiran 1. Data *Abnormal Return* Saham Sekuritas LQ45 Periode Jendela Peristiwa

Pertemuan antara Jokowi dan Prabowo Subianto

37. SMGR

Date	Adj Close**	Actual Return	Actual Return LQ45	Abnormal Return
Jul 19, 2019	12.575,00	0,001992032	0,007948971	-0,005956939
Jul 18, 2019	12.550,00	0,004	0,0012891	0,0027109
Jul 17, 2019	12.500,00	0,012145749	-0,001521165	0,013666914
Jul 16, 2019	12.350,00	-0,012	-0,002538565	-0,009461435
Jul 15, 2019	12.500,00	0,008064516	0,010605986	-0,00254147
Jul 12, 2019	12.400,00	-0,002012072	0	-0,002012072
Jul 11, 2019	12.425,00	-0,009960159	0,008728559	-0,018688719
Jul 10, 2019	12.550,00	0,010060362	0,007706296	0,002354066
Jul 09, 2019	12.425,00	0,016359918	0,003283039	0,013076879
Jul 08, 2019	12.225,00	-0,029761905	-0,004600187	-0,025161718
Jul 05, 2019	12.600,00	0,016129032	0,001356465	0,014772567

38. SRIL

Date	Adj Close**	Actual Return	Actual Return LQ45	Abnormal Return
Jul 19, 2019	352	0,005714286	0,007948971	-0,002234685
Jul 18, 2019	350	0,01744186	0,0012891	0,01615276
Jul 17, 2019	344	-0,011764706	-0,001521165	0,013285871
Jul 16, 2019	340	0	-0,002538565	0,002538565
Jul 15, 2019	340	0	0,010605986	-0,010605986
Jul 12, 2019	340	0,00591716	0	0,00591716
Jul 11, 2019	338	0	0,008728559	-0,008728559
Jul 10, 2019	338	-0,005882353	0,007706296	-0,013588649
Jul 09, 2019	340	0,00591716	0,003283039	0,00263412
Jul 08, 2019	338	-0,005882353	-0,004600187	-0,001282166
Jul 05, 2019	340	0	0,001356465	-0,001356465

Lampiran 1. Data *Abnormal Return* Saham Sekuritas LQ45 Periode Jendela Peristiwa

Pertemuan antara Jokowi dan Prabowo Subianto

39. TKIM

Date	Adj Close**	Actual Return	Actual Return LQ45	Abnormal Return
Jul 19, 2019	12.600,00	0	0,007948971	-0,007948971
Jul 18, 2019	12.600,00	0,054393305	0,0012891	0,053104205
Jul 17, 2019	11.950,00	-0,016460905	-0,001521165	-0,014939741
Jul 16, 2019	12.150,00	-0,037623762	-0,002538565	-0,035085198
Jul 15, 2019	12.625,00	0,01	0,010605986	-0,000605986
Jul 12, 2019	12.500,00	-0,029126214	0	-0,029126214
Jul 11, 2019	12.875,00	-0,007707129	0,008728559	-0,016435689
Jul 10, 2019	12.975,00	0,001930502	0,007706296	-0,005775794
Jul 09, 2019	12.950,00	0,076923077	0,003283039	0,073640038
Jul 08, 2019	12.025,00	0,016913319	-0,004600187	0,021513506
Jul 05, 2019	11.825,00	-0,054	0,001356465	-0,055356465

40. TLKM

Date	Adj Close**	Actual Return	Actual Return LQ45	Abnormal Return
Jul 19, 2019	4.270,00	0,007075472	0,007948971	-0,000873499
Jul 18, 2019	4.240,00	-0,002364066	0,0012891	0,001074966
Jul 17, 2019	4.230,00	-0,002358491	-0,001521165	-0,000837326
Jul 16, 2019	4.240,00	-0,009345794	-0,002538565	-0,00680723
Jul 15, 2019	4.280,00	0,023923445	0,010605986	0,013317459
Jul 12, 2019	4.180,00	-0,021077283	0	-0,021077283
Jul 11, 2019	4.270,00	-0,004662005	0,008728559	-0,013390564
Jul 10, 2019	4.290,00	-0,013793103	0,007706296	-0,021499399
Jul 09, 2019	4.350,00	0,018735363	0,003283039	0,015452324
Jul 08, 2019	4.270,00	-0,002336449	-0,004600187	0,002263738
Jul 05, 2019	4.280,00	0,023923445	0,001356465	0,02256698

Lampiran 1. Data *Abnormal Return* Saham Sekuritas LQ45 Periode Jendela Peristiwa

Pertemuan antara Jokowi dan Prabowo Subianto

41. TPIA

Date	Adj Close**	Actual Return	Actual Return LQ45	Abnormal Return
Jul 19, 2019	5.646,90	0,071089184	0,007948971	0,063140214
Jul 18, 2019	5.272,11	0,05500014	0,0012891	0,053711104
Jul 17, 2019	4.997,26	0,030928303	-0,001521165	0,032449468
Jul 16, 2019	4.847,34	0,004140988	-0,002538565	0,006679553
Jul 15, 2019	4.827,35	0,006249257	0,010605986	-0,004356729
Jul 12, 2019	4.797,37	0,01052789	0	0,01052789
Jul 11, 2019	4.747,39	0,00422854	0,008728559	-0,004500019
Jul 10, 2019	4.727,40	0,006382227	0,007706296	-0,001324069
Jul 09, 2019	4.697,42	-0,020834332	0,003283039	-0,024117371
Jul 08, 2019	4.797,37	0	-0,004600187	0,004600187
Jul 05, 2019	4.797,37	0	0,001356465	-0,001356465

42. UNTR

Date	Adj Close**	Actual Return	Actual Return LQ45	Abnormal Return
Jul 19, 2019	26.729,50	0	0,007948971	-0,007948971
Jul 18, 2019	26.729,50	-0,025892857	0,0012891	-0,027181957
Jul 17, 2019	27.440,00	0,007194245	-0,001521165	0,008715409
Jul 16, 2019	27.244,00	-0,008028546	-0,002538565	-0,005489981
Jul 15, 2019	27.464,50	0,006283662	0,010605986	-0,004322324
Jul 12, 2019	27.293,00	-0,005357143	0	-0,005357143
Jul 11, 2019	27.440,00	-0,000892061	0,008728559	-0,00962062
Jul 10, 2019	27.464,50	0,011732852	0,007706296	0,004026556
Jul 09, 2019	27.146,00	0,014652015	0,003283039	0,011368975
Jul 08, 2019	26.754,00	-0,025869759	-0,004600187	-0,021269572
Jul 05, 2019	27.464,50	0,006283662	0,001356465	0,004927197

Lampiran 1. Data *Abnormal Return* Saham Sekuritas LQ45 Periode Jendela Peristiwa

Pertemuan antara Jokowi dan Prabowo Subianto

43. UNVR

Date	Adj Close**	Actual Return	Actual Return LQ45	Abnormal Return
Jul 19, 2019	45.800,00	0,001092896	0,007948971	-0,006856074
Jul 18, 2019	45.750,00	0,018930958	0,0012891	0,017641857
Jul 17, 2019	44.900,00	0,011261261	-0,001521165	0,012782426
Jul 16, 2019	44.400,00	-0,001124859	-0,002538565	0,001413705
Jul 15, 2019	44.450,00	-0,007258515	0,010605986	-0,017864501
Jul 12, 2019	44.775,00	-0,000558036	0	-0,000558036
Jul 11, 2019	44.800,00	-0,004444444	0,008728559	-0,013173004
Jul 10, 2019	45.000,00	-0,000555247	0,007706296	-0,008261543
Jul 09, 2019	45.025,00	0,000555556	0,003283039	-0,002727484
Jul 08, 2019	45.000,00	0,001112347	-0,004600187	0,005712534
Jul 05, 2019	44.950,00	0,003908431	0,001356465	0,002551966

44. WIKA

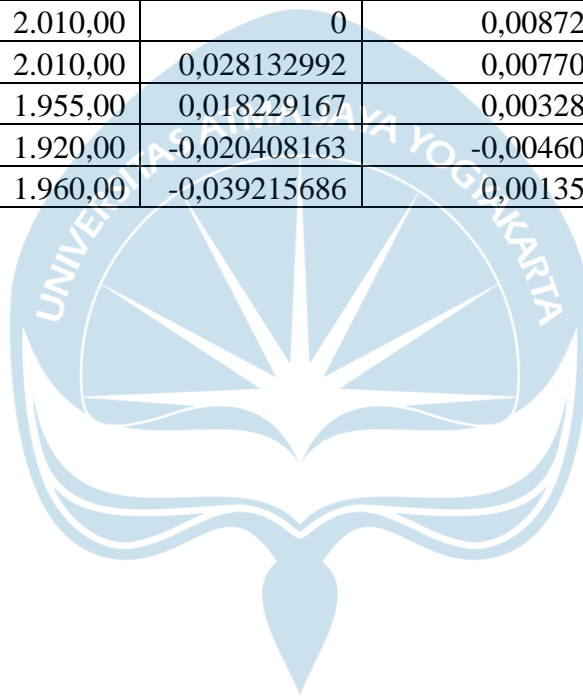
Date	Adj Close**	Actual Return	Actual Return LQ45	Abnormal Return
Jul 19, 2019	2.450,00	-0,004065041	0,007948971	-0,012014011
Jul 18, 2019	2.460,00	-0,012048193	0,0012891	-0,013337293
Jul 17, 2019	2.490,00	0,016326531	-0,001521165	0,017847695
Jul 16, 2019	2.450,00	0	-0,002538565	0,002538565
Jul 15, 2019	2.450,00	0,060606061	0,010605986	0,050000074
Jul 12, 2019	2.310,00	-0,012820513	0	-0,012820513
Jul 11, 2019	2.340,00	0	0,008728559	-0,008728559
Jul 10, 2019	2.340,00	-0,008474576	0,007706296	-0,016180872
Jul 09, 2019	2.360,00	-0,004219409	0,003283039	-0,007502449
Jul 08, 2019	2.370,00	0,017167382	-0,004600187	0,021767569
Jul 05, 2019	2.330,00	0,008658009	0,001356465	0,007301543

Lampiran 1. Data *Abnormal Return* Saham Sekuritas LQ45 Periode Jendela Peristiwa

Pertemuan antara Jokowi dan Prabowo Subianto

45. WSKT

Date	Adj Close**	Actual Return	Actual Return LQ45	Abnormal Return
Jul 19, 2019	2.130,00	-0,004672897	0,007948971	-0,012621868
Jul 18, 2019	2.140,00	-0,018348624	0,0012891	-0,019637724
Jul 17, 2019	2.180,00	0,033175355	-0,001521165	0,03469652
Jul 16, 2019	2.110,00	-0,018604651	-0,002538565	-0,016066086
Jul 15, 2019	2.150,00	0,053921569	0,010605986	0,043315582
Jul 12, 2019	2.040,00	0,014925373	0	0,014925373
Jul 11, 2019	2.010,00	0	0,008728559	-0,008728559
Jul 10, 2019	2.010,00	0,028132992	0,007706296	0,020426697
Jul 09, 2019	1.955,00	0,018229167	0,003283039	0,014946127
Jul 08, 2019	1.920,00	-0,020408163	-0,004600187	-0,015807977
Jul 05, 2019	1.960,00	-0,039215686	0,001356465	-0,040572152



**Lampiran 2. Data *Actual Return* JKLQ45 Periode Jendela Peristiwa Pertemuan antara
Jokowi dan Prabowo Subianto**

Date	Adj Close**	Actual Return
Jul 19, 2019	1.033,44	0,007948971
Jul 18, 2019	1.025,29	0,0012891
Jul 17, 2019	1.023,97	-0,001521165
Jul 16, 2019	1.025,53	-0,002538565
Jul 15, 2019	1.028,14	0,010605986
Jul 12, 2019	1.017,35	0
Jul 11, 2019	1.026,23	0,008728559
Jul 10, 2019	1.025,19	0,007706296
Jul 09, 2019	1.020,69	0,003283039
Jul 08, 2019	1.012,67	-0,004600187
Jul 05, 2019	1.018,73	0,001356465



Lampiran 3. Data *Abnormal Return Mean* Saham Sekuritas LQ45 Periode Jendela Peristiwa Pertemuan antara Jokowi dan Prabowo

Subianto

KODE PERUSAHAAN	t-5	t-4	t-3	t-2	t-1	t+1	t+2	t+3	t+4	t+5
ADRO	-0,02013	-0,03589	-0,00022	-0,01616	-0,0412	-0,01451	0,010382	-0,00237	0,014336	-0,0118
AKRA	0,00219	-0,00328	0,057512	-0,0314	-0,00232	-0,02223	-0,01158	-0,00086	-0,00368	0,020828
ANTM	0,023119	-0,00328	-0,01377	0,027857	-0,00588	0,030814	0,019584	0,007108	0,054266	-0,01848
ASII	0,025579	-0,00671	0,016349	0,001338	-0,00997	-0,01396	0,005906	-0,04546	0,005754	-0,01494
BBCA	-0,01048	0,017125	-0,00771	-0,00456	-0,00249	0,005201	-0,00074	0,012203	-0,0021	0,001001
BBNI	-0,01986	0,016216	-0,00771	0,0022	-0,00541	-0,01332	-0,00836	-0,00123	-0,02063	-0,00513
BBRI	0,0046	-0,00101	0,005899	0,00022	0	-0,00617	0,006954	-0,00507	-0,01678	-0,00121
BBTN	0,000485	-0,00328	0,00469	-0,00465	-0,0122	0,005855	-0,00961	0,00562	-0,01353	-0,00382
BMRI	0,01099	-0,00011	-0,00138	-0,00244	0,009375	-0,00132	-0,00666	-0,01086	-0,01696	-0,00476
BRPT	0,010483	0,005489	-0,03089	0,000174	0,076471	-0,027	-0,00024	0,029376	-0,00129	0,013731
BSDE	-0,03474	-0,00328	0,002533	0,004785	0	-0,01061	0,002539	-0,00848	-0,00129	-0,00121
BTPS	0,013719	0,008765	0,001222	0,062068	-0,05785	0,042026	-0,00579	-0,01248	-0,01549	-0,031
CPIN	0,017934	-0,04276	0,037956	-0,04803	-0,04545	0,027489	-0,01122	-0,03104	0,008326	0,058718
CTRA	-0,03033	-0,01233	0,019691	0,044605	0,004219	0,001999	-0,01406	-0,0027	-0,00976	0,009145
ERAA	-0,0335	-0,03299	0,063722	-0,01349	-0,05502	-0,00807	-0,01766	0,029872	-0,00881	-0,00037
EXCL	-0,00919	0,021192	-0,02136	-0,00527	-0,01379	0,01387	0,005952	0,015127	0,042335	-0,00795
GGRM	0,003953	-0,00069	-0,01999	-0,00906	-0,0311	0,002232	0,020551	0,005781	0,006541	0,018921
HMSP	-0,02292	-0,01272	-0,01088	-0,0151	-0,02885	-0,00731	0,002539	0,014679	-0,00454	0,01811
ICBP	-0,00283	0,004198	-0,00523	0,003617	0,002439	-0,00087	0,007358	0,020706	0,008123	0,003706
INCO	0,015017	0,017336	-0,02454	0,035792	-0,01639	-0,01061	0,022539	0,024397	0,014685	-0,02053
INDF	-0,00611	-0,01411	-0,00041	-0,01597	-0,01095	-0,01061	0,020989	0,012391	0,009464	-0,00795
INDY	-0,02054	-0,03194	0,009993	-0,01453	-0,04956	-0,02288	0,039806	-0,03441	0,017344	-0,01405
INKP	-0,00136	0,072018	-0,02731	-0,05444	-0,05988	0,024426	-0,00977	-0,01406	0,071496	-0,0345

INTP	-0,00254	0,039882	0,003788	-0,00873	-0,02159	-0,00248	-0,00668	-0,01011	0,02577	0,008088
ITMG	-0,02349	0,002497	-0,00196	-0,00873	-0,01429	-0,00046	0,002539	-0,00996	-0,00129	-0,0123
JPFA	-0,01563	-0,02688	0,025526	-0,04089	-0,02719	0,026661	0,005533	-0,01639	-0,01041	0,010456
JSMR	-0,01752	0,028391	-0,01209	0,004487	-0,01739	0,020367	0,015414	0,005758	0,040905	0,000148
KLBF	0,001128	0,00717	0,002639	-0,02579	-0,04861	0,055087	-0,01458	0,015458	0,012457	0,002221
LPPF	-0,00139	-0,0063	-0,01979	-0,00873	-0,00306	-0,01061	0,005606	0,001521	-0,00741	-0,00795
MEDC	-0,01979	0,002967	0,035772	-0,00278	-0,01183	-0,02857	-0,00966	-0,00465	0,017344	-0,00185
MNCN	-0,03524	0,046509	-0,01166	0,050795	0,052434	0,021422	-0,00091	-0,01578	-0,04002	0,043333
PGAS	-0,00492	-0,0129	0,02142	-0,02288	-0,01435	0,023375	0,002539	-0,00787	-0,00603	-0,027
PTBA	-0,01835	-0,02006	-0,00429	-0,01893	-0,02405	-0,01061	0,002539	-0,00552	0,016441	-0,00446
PTPP	-0,00018	0,001525	0,021002	-0,00873	0,004651	0,031061	-0,01079	0,01053	-0,01915	-0,02613
PWON	0,011403	-0,01004	-0,00771	-0,00193	-0,02703	-0,00366	0,002539	-0,02607	0,005803	-0,02203
SCMA	-0,0048	0,009375	-0,00771	-0,05248	-0,0098	-0,01391	0,002539	-0,0051	0,008711	-0,01125
SMGR	-0,02516	0,013077	0,002354	-0,01869	-0,00201	-0,00254	-0,00946	0,013667	0,002711	-0,00596
SRIL	-0,00128	0,002634	-0,01359	-0,00873	0,005917	-0,01061	0,002539	0,013286	0,016153	-0,00223
TKIM	0,021514	0,07364	-0,00578	-0,01644	-0,02913	-0,00061	-0,03509	-0,01494	0,053104	-0,00795
TLKM	0,002264	0,015452	-0,0215	-0,01339	-0,02108	0,013317	-0,00681	-0,00084	0,001075	-0,00087
TPIA	0,0046	-0,02412	-0,00132	-0,0045	0,010528	-0,00436	0,00668	0,032449	0,053711	0,06314
UNTR	-0,02127	0,011369	0,004027	-0,00962	-0,00536	-0,00432	-0,00549	0,008715	-0,02718	-0,00795
UNVR	0,005713	-0,00273	-0,00826	-0,01317	-0,00056	-0,01786	0,001414	0,012782	0,017642	-0,00686
WIKA	0,021768	-0,0075	-0,01618	-0,00873	-0,01282	0,05	0,002539	0,017848	-0,01334	-0,01201
WSKT	-0,01581	0,014946	0,020427	-0,00873	0,014925	0,043316	-0,01607	0,034697	-0,01964	-0,01262

**Lampiran 4. Data VIT Saham Sekuritas LQ45 Periode Estimasi Peristiwa Pertemuan
antara Jokowi dan Prabowo Subianto**

1. ADRO

Date	Jumlah Saham yang Diperjual belikan	Jumlah Saham Yang Beredar	VIT
Jul 05, 2019	70.628.300	31.985.962.000	0,002208103
Jul 04, 2019	78.860.000	31.985.962.000	0,002465457
Jul 03, 2019	50.270.400	31.985.962.000	0,001571639
Jul 02, 2019	61.499.600	31.985.962.000	0,001922706
Jul 01, 2019	82.112.100	31.985.962.000	0,002567129
Jun 28, 2019	27.379.100	31.985.962.000	0,000855972
Jun 27, 2019	72.833.900	31.985.962.000	0,002277058
Jun 26, 2019	166.716.100	31.985.962.000	0,005212165
Jun 25, 2019	105.687.100	31.985.962.000	0,003304171
Jun 24, 2019	14.749.600	31.985.962.000	0,000461127
Jun 21, 2019	69.385.800	31.985.962.000	0,002169258
Jun 20, 2019	32.480.900	31.985.962.000	0,001015474
Jun 19, 2019	26.814.800	31.985.962.000	0,000838333
Jun 18, 2019	18.426.900	31.985.962.000	0,000576093
Jun 17, 2019	17.974.500	31.985.962.000	0,00056195
Jun 14, 2019	38.776.200	31.985.962.000	0,001212288
Jun 13, 2019	24.047.900	31.985.962.000	0,000751827
Jun 12, 2019	37.842.600	31.985.962.000	0,0011831
Jun 11, 2019	24.974.300	31.985.962.000	0,000780789
Jun 10, 2019	57.316.800	31.985.962.000	0,001791936
May 31, 2019	46.433.700	31.985.962.000	0,00145169
May 29, 2019	44.624.700	31.985.962.000	0,001395134
May 28, 2019	68.587.800	31.985.962.000	0,002144309
May 27, 2019	21.527.300	31.985.962.000	0,000673023
May 24, 2019	31.953.100	31.985.962.000	0,000998973
May 23, 2019	48.887.300	31.985.962.000	0,001528399
May 22, 2019	18.810.700	31.985.962.000	0,000588092
May 21, 2019	55.039.500	31.985.962.000	0,001720739
May 20, 2019	26.879.400	31.985.962.000	0,00084035
May 17, 2019	39.289.200	31.985.962.000	0,001228326
May 16, 2019	41.379.600	31.985.962.000	0,00129368
May 15, 2019	65.521.800	31.985.962.000	0,002048455
May 14, 2019	46.837.700	31.985.962.000	0,001464321
May 13, 2019	38.541.600	31.985.962.000	0,001204954
May 10, 2019	45.642.400	31.985.962.000	0,001426951
May 09, 2019	45.523.500	31.985.962.000	0,001423234

May 08, 2019	38.977.100	31.985.962.000	0,001218569
May 07, 2019	30.469.700	31.985.962.000	0,000952596
May 06, 2019	36.012.900	31.985.962.000	0,001125897
May 03, 2019	57.040.400	31.985.962.000	0,001783295
May 02, 2019	95.810.800	31.985.962.000	0,002995402
Apr 30, 2019	52.568.500	31.985.962.000	0,001643487
Apr 29, 2019	37.698.700	31.985.962.000	0,001178601
Apr 26, 2019	15.772.900	31.985.962.000	0,000493119
Apr 25, 2019	25.000.900	31.985.962.000	0,000781621
Apr 24, 2019	32.154.700	31.985.962.000	0,001005275
Apr 23, 2019	43.700.800	31.985.962.000	0,001366249
Apr 22, 2019	33.244.100	31.985.962.000	0,001039334
Apr 18, 2019	46.156.300	31.985.962.000	0,001443017
Apr 16, 2019	59.364.200	31.985.962.000	0,001855945
Apr 15, 2019	26.778.800	31.985.962.000	0,000837205
Apr 12, 2019	15.146.200	31.985.962.000	0,000473526
Apr 11, 2019	19.145.000	31.985.962.000	0,000598544
Apr 10, 2019	30.538.500	31.985.962.000	0,000954747
Apr 09, 2019	74.323.800	31.985.962.000	0,002323638
Apr 08, 2019	48.482.300	31.985.962.000	0,001515737
Apr 05, 2019	40.829.900	31.985.962.000	0,001276494
Apr 04, 2019	78.420.500	31.985.962.000	0,002451716
Apr 02, 2019	36.085.600	31.985.962.000	0,00112817
Apr 01, 2019	27.290.600	31.985.962.000	0,000853206
Mar 29, 2019	39.336.400	31.985.962.000	0,001229802
Mar 28, 2019	23.189.200	31.985.962.000	0,000724981
Mar 27, 2019	27.627.500	31.985.962.000	0,000863738
Mar 26, 2019	32.397.600	31.985.962.000	0,001012869
Mar 25, 2019	68.403.800	31.985.962.000	0,002138557
Mar 22, 2019	12.361.200	31.985.962.000	0,000386457
Mar 21, 2019	28.910.600	31.985.962.000	0,000903853
Mar 20, 2019	17.269.700	31.985.962.000	0,000539915
Mar 19, 2019	18.861.200	31.985.962.000	0,000589671
Mar 18, 2019	20.874.200	31.985.962.000	0,000652605
Mar 15, 2019	30.627.900	31.985.962.000	0,000957542
Mar 14, 2019	61.455.900	31.985.962.000	0,00192134
Mar 13, 2019	99.221.100	31.985.962.000	0,00310202
Mar 12, 2019	56.659.400	31.985.962.000	0,001771383
Mar 11, 2019	111.529.800	31.985.962.000	0,003486836
Mar 08, 2019	50.118.800	31.985.962.000	0,0015669
Mar 06, 2019	43.142.100	31.985.962.000	0,001348782
Mar 05, 2019	99.046.800	31.985.962.000	0,003096571
Mar 04, 2019	144.915.900	31.985.962.000	0,004530609
Mar 01, 2019	77.736.800	31.985.962.000	0,002430341
Feb 28, 2019	62.148.900	31.985.962.000	0,001943005

Feb 27, 2019	43.819.400	31.985.962.000	0,001369957
Feb 26, 2019	43.479.900	31.985.962.000	0,001359343
Feb 25, 2019	68.473.000	31.985.962.000	0,00214072
Feb 22, 2019	144.782.800	31.985.962.000	0,004526448
Feb 21, 2019	155.986.100	31.985.962.000	0,004876705
Feb 20, 2019	103.338.100	31.985.962.000	0,003230733
Feb 19, 2019	81.308.800	31.985.962.000	0,002542015
Feb 18, 2019	45.571.400	31.985.962.000	0,001424731
Feb 15, 2019	54.815.800	31.985.962.000	0,001713746
Feb 14, 2019	51.789.900	31.985.962.000	0,001619145
Feb 13, 2019	89.133.300	31.985.962.000	0,002786638
Feb 12, 2019	85.248.600	31.985.962.000	0,002665188
Feb 11, 2019	62.534.100	31.985.962.000	0,001955048
Feb 08, 2019	65.555.100	31.985.962.000	0,002049496
Feb 07, 2019	45.892.300	31.985.962.000	0,001434764
Feb 06, 2019	36.227.000	31.985.962.000	0,001132591
Feb 04, 2019	41.270.100	31.985.962.000	0,001290257
Feb 01, 2019	45.433.300	31.985.962.000	0,001420414
Jan 31, 2019	109.294.400	31.985.962.000	0,003416949

2. AKRA

Date	Jumlah Saham Yang Diperjual belikan	Jumlah Saham Yang Beredar	VIT
Jul 05, 2019	4.352.700	4.014.694.920	0,001084192
Jul 04, 2019	7.289.500	4.014.694.920	0,001815705
Jul 03, 2019	12.525.000	4.014.694.920	0,003119789
Jul 02, 2019	9.556.000	4.014.694.920	0,002380256
Jul 01, 2019	10.065.200	4.014.694.920	0,00250709
Jun 28, 2019	5.540.600	4.014.694.920	0,00138008
Jun 27, 2019	6.630.000	4.014.694.920	0,001651433
Jun 26, 2019	6.220.800	4.014.694.920	0,001549508
Jun 25, 2019	6.477.700	4.014.694.920	0,001613497
Jun 24, 2019	7.816.800	4.014.694.920	0,001947047
Jun 21, 2019	7.821.500	4.014.694.920	0,001948218
Jun 20, 2019	9.076.600	4.014.694.920	0,002260844
Jun 19, 2019	9.292.800	4.014.694.920	0,002314696
Jun 18, 2019	6.712.000	4.014.694.920	0,001671858
Jun 17, 2019	8.121.700	4.014.694.920	0,002022993
Jun 14, 2019	9.381.200	4.014.694.920	0,002336716
Jun 13, 2019	20.741.100	4.014.694.920	0,005166295
Jun 12, 2019	13.605.400	4.014.694.920	0,0033889
Jun 11, 2019	8.406.400	4.014.694.920	0,002093908
Jun 10, 2019	11.045.100	4.014.694.920	0,002751168

May 31, 2019	9.027.900	4.014.694.920	0,002248714
May 29, 2019	8.828.500	4.014.694.920	0,002199046
May 28, 2019	8.727.100	4.014.694.920	0,002173789
May 27, 2019	6.467.700	4.014.694.920	0,001611007
May 24, 2019	4.809.800	4.014.694.920	0,001198049
May 23, 2019	10.234.200	4.014.694.920	0,002549185
May 22, 2019	6.570.300	4.014.694.920	0,001636563
May 21, 2019	9.019.800	4.014.694.920	0,002246696
May 20, 2019	5.681.100	4.014.694.920	0,001415076
May 17, 2019	2.817.000	4.014.694.920	0,000701672
May 16, 2019	4.526.600	4.014.694.920	0,001127508
May 15, 2019	3.566.800	4.014.694.920	0,000888436
May 14, 2019	2.888.000	4.014.694.920	0,000719357
May 13, 2019	4.956.500	4.014.694.920	0,001234589
May 10, 2019	4.490.400	4.014.694.920	0,001118491
May 09, 2019	5.335.000	4.014.694.920	0,001328868
May 08, 2019	4.683.500	4.014.694.920	0,001166589
May 07, 2019	8.026.500	4.014.694.920	0,00199928
May 06, 2019	7.776.200	4.014.694.920	0,001936934
May 03, 2019	7.600.100	4.014.694.920	0,00189307
May 02, 2019	13.911.700	4.014.694.920	0,003465195
Apr 30, 2019	4.782.900	4.014.694.920	0,001191348
Apr 29, 2019	5.893.300	4.014.694.920	0,001467932
Apr 26, 2019	6.318.100	4.014.694.920	0,001573743
Apr 25, 2019	5.528.700	4.014.694.920	0,001377116
Apr 24, 2019	2.819.200	4.014.694.920	0,00070222
Apr 23, 2019	4.547.200	4.014.694.920	0,001132639
Apr 22, 2019	5.228.200	4.014.694.920	0,001302266
Apr 18, 2019	6.442.700	4.014.694.920	0,001604779
Apr 16, 2019	4.718.600	4.014.694.920	0,001175332
Apr 15, 2019	4.459.700	4.014.694.920	0,001110844
Apr 12, 2019	4.922.800	4.014.694.920	0,001226195
Apr 11, 2019	5.712.300	4.014.694.920	0,001422848
Apr 10, 2019	4.735.900	4.014.694.920	0,001179641
Apr 09, 2019	3.609.700	4.014.694.920	0,000899122
Apr 08, 2019	5.227.800	4.014.694.920	0,001302166
Apr 05, 2019	2.917.300	4.014.694.920	0,000726655
Apr 04, 2019	3.633.900	4.014.694.920	0,00090515
Apr 02, 2019	3.638.700	4.014.694.920	0,000906345
Apr 01, 2019	3.205.600	4.014.694.920	0,000798467
Mar 29, 2019	4.396.500	4.014.694.920	0,001095102
Mar 28, 2019	5.764.500	4.014.694.920	0,00143585
Mar 27, 2019	8.569.100	4.014.694.920	0,002134434
Mar 26, 2019	11.746.000	4.014.694.920	0,002925752
Mar 25, 2019	8.527.700	4.014.694.920	0,002124122

Mar 22, 2019	5.386.100	4.014.694.920	0,001341596
Mar 21, 2019	6.539.300	4.014.694.920	0,001628841
Mar 20, 2019	9.656.500	4.014.694.920	0,002405289
Mar 19, 2019	12.395.800	4.014.694.920	0,003087607
Mar 18, 2019	3.975.700	4.014.694.920	0,000990287
Mar 15, 2019	5.267.900	4.014.694.920	0,001312154
Mar 14, 2019	5.324.100	4.014.694.920	0,001326153
Mar 13, 2019	4.461.800	4.014.694.920	0,001111367
Mar 12, 2019	6.856.600	4.014.694.920	0,001707876
Mar 11, 2019	7.960.100	4.014.694.920	0,001982741
Mar 08, 2019	5.720.400	4.014.694.920	0,001424865
Mar 06, 2019	5.477.500	4.014.694.920	0,001364363
Mar 05, 2019	3.230.600	4.014.694.920	0,000804694
Mar 04, 2019	4.295.700	4.014.694.920	0,001069994
Mar 01, 2019	3.912.600	4.014.694.920	0,00097457
Feb 28, 2019	6.758.900	4.014.694.920	0,00168354
Feb 27, 2019	7.103.200	4.014.694.920	0,0017693
Feb 26, 2019	5.610.500	4.014.694.920	0,001397491
Feb 25, 2019	5.040.400	4.014.694.920	0,001255488
Feb 22, 2019	8.216.600	4.014.694.920	0,002046631
Feb 21, 2019	11.182.000	4.014.694.920	0,002785268
Feb 20, 2019	8.364.400	4.014.694.920	0,002083446
Feb 19, 2019	5.323.400	4.014.694.920	0,001325979
Feb 18, 2019	5.367.100	4.014.694.920	0,001336864
Feb 15, 2019	5.877.000	4.014.694.920	0,001463872
Feb 14, 2019	8.734.000	4.014.694.920	0,002175508
Feb 13, 2019	5.208.900	4.014.694.920	0,001297458
Feb 12, 2019	5.163.000	4.014.694.920	0,001286025
Feb 11, 2019	5.383.200	4.014.694.920	0,001340874
Feb 08, 2019	3.629.400	4.014.694.920	0,000904029
Feb 07, 2019	6.396.600	4.014.694.920	0,001593297
Feb 06, 2019	4.180.400	4.014.694.920	0,001041275
Feb 04, 2019	6.815.100	4.014.694.920	0,001697539
Feb 01, 2019	11.150.800	4.014.694.920	0,002777496
Jan 31, 2019	7.134.700	4.014.694.920	0,001777146

**Lampiran 4. Data VIT Saham Sekuritas LQ45 Periode Estimasi Peristiwa Pertemuan
antara Jokowi dan Prabowo Subianto**

3. ANTM

Date	Jumlah Saham Yang Diperjual belikan	Jumlah Saham Yang Beredar	VIT
Jul 05, 2019	50.855.300	24.030.764.725	0,002116258
Jul 04, 2019	66.853.300	24.030.764.725	0,002781988
Jul 03, 2019	54.919.100	24.030.764.725	0,002285366
Jul 02, 2019	91.154.400	24.030.764.725	0,003793238
Jul 01, 2019	42.965.100	24.030.764.725	0,001787921
Jun 28, 2019	52.368.400	24.030.764.725	0,002179223
Jun 27, 2019	64.935.900	24.030.764.725	0,002702199
Jun 26, 2019	200.362.500	24.030.764.725	0,00833775
Jun 25, 2019	275.452.400	24.030.764.725	0,01146249
Jun 24, 2019	508.895.400	24.030.764.725	0,021176829
Jun 21, 2019	60.110.800	24.030.764.725	0,00250141
Jun 20, 2019	62.291.200	24.030.764.725	0,002592144
Jun 19, 2019	43.953.700	24.030.764.725	0,00182906
Jun 18, 2019	33.098.900	24.030.764.725	0,001377355
Jun 17, 2019	28.157.100	24.030.764.725	0,001171711
Jun 14, 2019	50.343.600	24.030.764.725	0,002094965
Jun 13, 2019	63.594.700	24.030.764.725	0,002646387
Jun 12, 2019	28.834.200	24.030.764.725	0,001199887
Jun 11, 2019	62.235.400	24.030.764.725	0,002589822
Jun 10, 2019	90.967.600	24.030.764.725	0,003785464
May 31, 2019	68.215.100	24.030.764.725	0,002838657
May 29, 2019	30.909.700	24.030.764.725	0,001286255
May 28, 2019	43.438.700	24.030.764.725	0,001807629
May 27, 2019	35.206.800	24.030.764.725	0,001465072
May 24, 2019	52.437.900	24.030.764.725	0,002182115
May 23, 2019	21.166.000	24.030.764.725	0,000880788
May 22, 2019	31.952.100	24.030.764.725	0,001329633
May 21, 2019	38.955.100	24.030.764.725	0,001621051
May 20, 2019	34.347.200	24.030.764.725	0,001429301
May 17, 2019	27.663.100	24.030.764.725	0,001151154
May 16, 2019	41.029.900	24.030.764.725	0,001707391
May 15, 2019	44.583.500	24.030.764.725	0,001855268
May 14, 2019	40.924.600	24.030.764.725	0,001703009

May 13, 2019	124.908.400	24.030.764.725	0,005197854
May 10, 2019	57.180.100	24.030.764.725	0,002379454
May 09, 2019	50.343.600	24.030.764.725	0,002094965
May 08, 2019	65.244.700	24.030.764.725	0,002715049
May 07, 2019	28.834.200	24.030.764.725	0,001199887
May 06, 2019	62.235.400	24.030.764.725	0,002589822
May 03, 2019	54.329.700	24.030.764.725	0,002260839
May 02, 2019	137.906.400	24.030.764.725	0,005738744
Apr 30, 2019	170.456.400	24.030.764.725	0,007093257
Apr 29, 2019	58.705.500	24.030.764.725	0,002442931
Apr 26, 2019	89.643.600	24.030.764.725	0,003730368
Apr 25, 2019	66.940.200	24.030.764.725	0,002785604
Apr 24, 2019	51.596.500	24.030.764.725	0,002147102
Apr 23, 2019	71.182.400	24.030.764.725	0,002962136
Apr 22, 2019	55.993.500	24.030.764.725	0,002330076
Apr 18, 2019	45.249.700	24.030.764.725	0,00188299
Apr 16, 2019	204.176.400	24.030.764.725	0,008496459
Apr 15, 2019	32.011.800	24.030.764.725	0,001332117
Apr 12, 2019	61.345.200	24.030.764.725	0,002552778
Apr 11, 2019	54.393.300	24.030.764.725	0,002263486
Apr 10, 2019	45.850.200	24.030.764.725	0,001907979
Apr 09, 2019	26.026.400	24.030.764.725	0,001083045
Apr 08, 2019	37.710.400	24.030.764.725	0,001569255
Apr 05, 2019	34.026.000	24.030.764.725	0,001415935
Apr 04, 2019	24.939.800	24.030.764.725	0,001037828
Apr 02, 2019	24.534.400	24.030.764.725	0,001020958
Apr 01, 2019	28.052.000	24.030.764.725	0,001167337
Mar 29, 2019	27.065.400	24.030.764.725	0,001126281
Mar 28, 2019	29.402.200	24.030.764.725	0,001223523
Mar 27, 2019	57.585.600	24.030.764.725	0,002396328
Mar 26, 2019	39.720.000	24.030.764.725	0,001652881
Mar 25, 2019	33.177.200	24.030.764.725	0,001380614
Mar 22, 2019	102.570.500	24.030.764.725	0,004268299
Mar 21, 2019	35.601.300	24.030.764.725	0,001481488
Mar 20, 2019	36.938.600	24.030.764.725	0,001537138
Mar 19, 2019	40.085.400	24.030.764.725	0,001668087
Mar 18, 2019	69.385.900	24.030.764.725	0,002887378
Mar 15, 2019	90.085.600	24.030.764.725	0,003748761
Mar 14, 2019	291.118.200	24.030.764.725	0,012114396
Mar 13, 2019	24.513.000	24.030.764.725	0,001020067
Mar 12, 2019	45.745.800	24.030.764.725	0,001903635
Mar 11, 2019	25.720.600	24.030.764.725	0,00107032

Mar 08, 2019	53.100.700	24.030.764.725	0,002209697
Mar 06, 2019	39.191.400	24.030.764.725	0,001630884
Mar 05, 2019	70.904.500	24.030.764.725	0,002950572
Mar 04, 2019	122.690.300	24.030.764.725	0,005105551
Mar 01, 2019	73.143.000	24.030.764.725	0,003043723
Feb 28, 2019	58.777.900	24.030.764.725	0,002445944
Feb 27, 2019	44.170.700	24.030.764.725	0,00183809
Feb 26, 2019	56.923.900	24.030.764.725	0,002368793
Feb 25, 2019	33.518.900	24.030.764.725	0,001394833
Feb 22, 2019	135.418.800	24.030.764.725	0,005635226
Feb 21, 2019	226.942.600	24.030.764.725	0,009443836
Feb 20, 2019	81.427.400	24.030.764.725	0,003388465
Feb 19, 2019	99.715.700	24.030.764.725	0,004149502
Feb 18, 2019	89.292.800	24.030.764.725	0,00371577
Feb 15, 2019	144.940.600	24.030.764.725	0,00603146
Feb 14, 2019	315.950.100	24.030.764.725	0,013147734
Feb 13, 2019	289.138.600	24.030.764.725	0,012032018
Feb 12, 2019	136.492.700	24.030.764.725	0,005679915
Feb 11, 2019	352.356.500	24.030.764.725	0,014662725
Feb 08, 2019	93.794.700	24.030.764.725	0,003903109
Feb 07, 2019	153.083.300	24.030.764.725	0,006370305
Feb 06, 2019	142.992.100	24.030.764.725	0,005950377
Feb 04, 2019	91.891.800	24.030.764.725	0,003823923
Feb 01, 2019	276.688.800	24.030.764.725	0,011513941
Jan 31, 2019	242.283.100	24.030.764.725	0,010082205

4. ASII

Date	Jumlah Saham Yang Diperjual belikan	Jumlah Saham Yang Beredar	VIT
Jul 05, 2019	17.084.700	40.483.553.140	0,000422016
Jul 04, 2019	25.196.500	40.483.553.140	0,000622389
Jul 03, 2019	30.525.700	40.483.553.140	0,000754027
Jul 02, 2019	30.466.600	40.483.553.140	0,000752567
Jul 01, 2019	28.466.100	40.483.553.140	0,000703152
Jun 28, 2019	22.286.100	40.483.553.140	0,000550498
Jun 27, 2019	24.916.300	40.483.553.140	0,000615467
Jun 26, 2019	20.215.500	40.483.553.140	0,000499351
Jun 25, 2019	23.606.900	40.483.553.140	0,000583123
Jun 24, 2019	23.779.400	40.483.553.140	0,000587384
Jun 21, 2019	72.597.200	40.483.553.140	0,001793252
Jun 20, 2019	26.961.500	40.483.553.140	0,000665987
Jun 19, 2019	31.520.000	40.483.553.140	0,000778588

Jun 18, 2019	17.393.200	40.483.553.140	0,000429636
Jun 17, 2019	11.239.700	40.483.553.140	0,000277636
Jun 14, 2019	28.282.900	40.483.553.140	0,000698627
Jun 13, 2019	33.860.400	40.483.553.140	0,000836399
Jun 12, 2019	27.570.300	40.483.553.140	0,000681025
Jun 11, 2019	37.387.000	40.483.553.140	0,000923511
Jun 10, 2019	50.332.200	40.483.553.140	0,001243275
May 31, 2019	46.478.800	40.483.553.140	0,001148091
May 29, 2019	28.805.600	40.483.553.140	0,000711538
May 28, 2019	77.066.000	40.483.553.140	0,001903637
May 27, 2019	20.859.100	40.483.553.140	0,000515249
May 24, 2019	22.372.000	40.483.553.140	0,000552619
May 23, 2019	26.460.200	40.483.553.140	0,000653604
May 22, 2019	22.967.500	40.483.553.140	0,000567329
May 21, 2019	35.020.100	40.483.553.140	0,000865045
May 20, 2019	28.865.800	40.483.553.140	0,000713025
May 17, 2019	25.102.800	40.483.553.140	0,000620074
May 16, 2019	47.245.500	40.483.553.140	0,001167029
May 15, 2019	30.786.000	40.483.553.140	0,000760457
May 14, 2019	47.782.200	40.483.553.140	0,001180287
May 13, 2019	26.992.400	40.483.553.140	0,00066675
May 10, 2019	37.086.400	40.483.553.140	0,000916086
May 09, 2019	42.585.100	40.483.553.140	0,001051911
May 08, 2019	22.454.500	40.483.553.140	0,000554657
May 07, 2019	22.700.800	40.483.553.140	0,000560741
May 06, 2019	22.291.100	40.483.553.140	0,000550621
May 03, 2019	30.801.100	40.483.553.140	0,00076083
May 02, 2019	37.010.600	40.483.553.140	0,000914213
Apr 30, 2019	29.569.700	40.483.553.140	0,000730413
Apr 29, 2019	33.169.300	40.483.553.140	0,000819328
Apr 26, 2019	31.531.100	40.483.553.140	0,000778862
Apr 25, 2019	34.998.300	40.483.553.140	0,000864507
Apr 24, 2019	22.044.600	40.483.553.140	0,000544532
Apr 23, 2019	30.486.900	40.483.553.140	0,000753069
Apr 22, 2019	33.999.600	40.483.553.140	0,000839837
Apr 18, 2019	88.459.900	40.483.553.140	0,002185082
Apr 16, 2019	37.600.500	40.483.553.140	0,000928785
Apr 15, 2019	30.002.000	40.483.553.140	0,000741091
Apr 12, 2019	12.332.300	40.483.553.140	0,000304625
Apr 11, 2019	17.082.800	40.483.553.140	0,000421969
Apr 10, 2019	18.506.200	40.483.553.140	0,000457129
Apr 09, 2019	31.230.600	40.483.553.140	0,000771439
Apr 08, 2019	23.973.800	40.483.553.140	0,000592186
Apr 05, 2019	21.303.800	40.483.553.140	0,000526233
Apr 04, 2019	38.598.100	40.483.553.140	0,000953427

Apr 02, 2019	28.647.700	40.483.553.140	0,000707638
Apr 01, 2019	13.152.600	40.483.553.140	0,000324887
Mar 29, 2019	30.122.900	40.483.553.140	0,000744077
Mar 28, 2019	17.584.700	40.483.553.140	0,000434367
Mar 27, 2019	12.546.100	40.483.553.140	0,000309906
Mar 26, 2019	23.711.700	40.483.553.140	0,000585712
Mar 25, 2019	51.758.500	40.483.553.140	0,001278507
Mar 22, 2019	13.387.300	40.483.553.140	0,000330685
Mar 21, 2019	31.066.900	40.483.553.140	0,000767396
Mar 20, 2019	30.377.700	40.483.553.140	0,000750371
Mar 19, 2019	40.585.700	40.483.553.140	0,001002523
Mar 18, 2019	32.558.100	40.483.553.140	0,00080423
Mar 15, 2019	39.356.200	40.483.553.140	0,000972153
Mar 14, 2019	29.057.900	40.483.553.140	0,00071777
Mar 13, 2019	35.882.400	40.483.553.140	0,000886345
Mar 12, 2019	36.724.200	40.483.553.140	0,000907139
Mar 11, 2019	33.829.300	40.483.553.140	0,000835631
Mar 08, 2019	86.989.800	40.483.553.140	0,002148769
Mar 06, 2019	35.643.300	40.483.553.140	0,000880439
Mar 05, 2019	60.708.500	40.483.553.140	0,001499584
Mar 04, 2019	31.484.700	40.483.553.140	0,000777716
Mar 01, 2019	56.265.500	40.483.553.140	0,001389836
Feb 28, 2019	119.005.400	40.483.553.140	0,002939599
Feb 27, 2019	38.903.200	40.483.553.140	0,000960963
Feb 26, 2019	29.923.400	40.483.553.140	0,00073915
Feb 25, 2019	34.983.600	40.483.553.140	0,000864144
Feb 22, 2019	32.076.500	40.483.553.140	0,000792334
Feb 21, 2019	41.248.700	40.483.553.140	0,0010189
Feb 20, 2019	46.538.800	40.483.553.140	0,001149573
Feb 19, 2019	24.292.900	40.483.553.140	0,000600068
Feb 18, 2019	39.041.200	40.483.553.140	0,000964372
Feb 15, 2019	51.353.000	40.483.553.140	0,00126849
Feb 14, 2019	37.462.300	40.483.553.140	0,000925371
Feb 13, 2019	60.065.900	40.483.553.140	0,001483711
Feb 12, 2019	84.655.500	40.483.553.140	0,002091108
Feb 11, 2019	34.439.900	40.483.553.140	0,000850713
Feb 08, 2019	36.834.100	40.483.553.140	0,000909853
Feb 07, 2019	27.500.100	40.483.553.140	0,000679291
Feb 06, 2019	28.617.900	40.483.553.140	0,000706902
Feb 04, 2019	27.634.200	40.483.553.140	0,000682603
Feb 01, 2019	23.915.300	40.483.553.140	0,000590741
Jan 31, 2019	49.304.900	40.483.553.140	0,0012179

**Lampiran 4. Data VIT Saham Sekuritas LQ45 Periode Estimasi Peristiwa Pertemuan
antara Jokowi dan Prabowo Subianto**

5. BBKA

Date	Jumlah Saham Yang Diperjual belikan	Jumlah Saham Yang Beredar	VIT
Jul 05, 2019	6.544.500	24.408.459.120	0,000268124
Jul 04, 2019	5.644.900	24.408.459.120	0,000231268
Jul 03, 2019	8.728.000	24.408.459.120	0,000357581
Jul 02, 2019	9.712.700	24.408.459.120	0,000397924
Jul 01, 2019	11.322.500	24.408.459.120	0,000463876
Jun 28, 2019	16.183.800	24.408.459.120	0,000663041
Jun 27, 2019	15.505.000	24.408.459.120	0,000635231
Jun 26, 2019	11.866.900	24.408.459.120	0,00048618
Jun 25, 2019	8.112.300	24.408.459.120	0,000332356
Jun 24, 2019	6.016.800	24.408.459.120	0,000246505
Jun 21, 2019	28.829.800	24.408.459.120	0,00118114
Jun 20, 2019	11.900.900	24.408.459.120	0,000487573
Jun 19, 2019	13.388.900	24.408.459.120	0,000548535
Jun 18, 2019	15.757.600	24.408.459.120	0,000645579
Jun 17, 2019	16.724.800	24.408.459.120	0,000685205
Jun 14, 2019	11.444.100	24.408.459.120	0,000468858
Jun 13, 2019	15.760.500	24.408.459.120	0,000645698
Jun 12, 2019	13.851.100	24.408.459.120	0,000567471
Jun 11, 2019	14.580.200	24.408.459.120	0,000597342
Jun 10, 2019	35.847.600	24.408.459.120	0,001468655
May 31, 2019	19.375.000	24.408.459.120	0,000793782
May 29, 2019	26.608.900	24.408.459.120	0,001090151
May 28, 2019	41.984.600	24.408.459.120	0,001720084
May 27, 2019	13.712.800	24.408.459.120	0,000561805
May 24, 2019	7.480.400	24.408.459.120	0,000306468
May 23, 2019	10.985.200	24.408.459.120	0,000450057
May 22, 2019	7.703.800	24.408.459.120	0,00031562
May 21, 2019	19.474.200	24.408.459.120	0,000797846
May 20, 2019	10.952.900	24.408.459.120	0,000448734
May 17, 2019	14.841.400	24.408.459.120	0,000608043
May 16, 2019	17.587.800	24.408.459.120	0,000720562
May 15, 2019	14.413.000	24.408.459.120	0,000590492
May 14, 2019	22.960.100	24.408.459.120	0,000940662
May 13, 2019	12.744.100	24.408.459.120	0,000522118
May 10, 2019	15.226.100	24.408.459.120	0,000623804
May 09, 2019	25.327.300	24.408.459.120	0,001037644

May 08, 2019	11.812.400	24.408.459.120	0,000483947
May 07, 2019	11.835.400	24.408.459.120	0,000484889
May 06, 2019	7.329.900	24.408.459.120	0,000300302
May 03, 2019	11.648.900	24.408.459.120	0,000477248
May 02, 2019	16.175.900	24.408.459.120	0,000662717
Apr 30, 2019	21.521.500	24.408.459.120	0,000881723
Apr 29, 2019	13.096.100	24.408.459.120	0,000536539
Apr 26, 2019	13.240.900	24.408.459.120	0,000542472
Apr 25, 2019	12.296.500	24.408.459.120	0,00050378
Apr 24, 2019	9.395.000	24.408.459.120	0,000384908
Apr 23, 2019	9.730.800	24.408.459.120	0,000398665
Apr 22, 2019	12.567.500	24.408.459.120	0,000514883
Apr 18, 2019	25.866.500	24.408.459.120	0,001059735
Apr 16, 2019	14.203.400	24.408.459.120	0,000581905
Apr 15, 2019	13.630.400	24.408.459.120	0,000558429
Apr 12, 2019	3.715.400	24.408.459.120	0,000152218
Apr 11, 2019	5.071.200	24.408.459.120	0,000207764
Apr 10, 2019	3.901.700	24.408.459.120	0,00015985
Apr 09, 2019	5.889.400	24.408.459.120	0,000241285
Apr 08, 2019	7.982.000	24.408.459.120	0,000327018
Apr 05, 2019	4.382.700	24.408.459.120	0,000179557
Apr 04, 2019	9.622.400	24.408.459.120	0,000394224
Apr 02, 2019	7.370.600	24.408.459.120	0,000301969
Apr 01, 2019	4.357.200	24.408.459.120	0,000178512
Mar 29, 2019	7.246.800	24.408.459.120	0,000296897
Mar 28, 2019	6.437.500	24.408.459.120	0,000263741
Mar 27, 2019	3.560.900	24.408.459.120	0,000145888
Mar 26, 2019	3.979.100	24.408.459.120	0,000163021
Mar 25, 2019	4.610.900	24.408.459.120	0,000188906
Mar 22, 2019	5.920.200	24.408.459.120	0,000242547
Mar 21, 2019	7.973.200	24.408.459.120	0,000326657
Mar 20, 2019	8.477.700	24.408.459.120	0,000347326
Mar 19, 2019	10.305.400	24.408.459.120	0,000422206
Mar 18, 2019	8.558.200	24.408.459.120	0,000350624
Mar 15, 2019	8.351.900	24.408.459.120	0,000342172
Mar 14, 2019	8.219.200	24.408.459.120	0,000336736
Mar 13, 2019	3.544.400	24.408.459.120	0,000145212
Mar 12, 2019	8.035.700	24.408.459.120	0,000329218
Mar 11, 2019	6.493.800	24.408.459.120	0,000266047
Mar 08, 2019	12.225.200	24.408.459.120	0,000500859
Mar 06, 2019	7.555.400	24.408.459.120	0,00030954
Mar 05, 2019	9.299.900	24.408.459.120	0,000381011
Mar 04, 2019	12.782.100	24.408.459.120	0,000523675
Mar 01, 2019	14.517.900	24.408.459.120	0,00059479
Feb 28, 2019	19.873.200	24.408.459.120	0,000814193

Feb 27, 2019	15.703.900	24.408.459.120	0,000643379
Feb 26, 2019	19.689.200	24.408.459.120	0,000806655
Feb 25, 2019	9.577.400	24.408.459.120	0,00039238
Feb 22, 2019	9.654.300	24.408.459.120	0,000395531
Feb 21, 2019	10.912.300	24.408.459.120	0,00044707
Feb 20, 2019	17.916.600	24.408.459.120	0,000734032
Feb 19, 2019	12.893.800	24.408.459.120	0,000528251
Feb 18, 2019	12.598.200	24.408.459.120	0,000516141
Feb 15, 2019	16.268.000	24.408.459.120	0,00066649
Feb 14, 2019	21.747.700	24.408.459.120	0,00089099
Feb 13, 2019	20.623.100	24.408.459.120	0,000844916
Feb 12, 2019	19.176.700	24.408.459.120	0,000785658
Feb 11, 2019	7.527.800	24.408.459.120	0,000308409
Feb 08, 2019	13.053.700	24.408.459.120	0,000534802
Feb 07, 2019	12.739.500	24.408.459.120	0,00052193
Feb 06, 2019	24.399.300	24.408.459.120	0,000999625
Feb 04, 2019	22.769.300	24.408.459.120	0,000932845
Feb 01, 2019	11.543.900	24.408.459.120	0,000472947
Jan 31, 2019	27.180.900	24.408.459.120	0,001113585

6. BBNI

Date	Jumlah Saham Yang Diperjual belikan	Jumlah Saham Yang Beredar	VIT
Jul 05, 2019	20.009.900	18.462.169.893	0,001083833
Jul 04, 2019	12.135.200	18.462.169.893	0,000657301
Jul 03, 2019	17.274.500	18.462.169.893	0,00093567
Jul 02, 2019	16.533.900	18.462.169.893	0,000895556
Jul 01, 2019	28.253.300	18.462.169.893	0,001530335
Jun 28, 2019	40.920.300	18.462.169.893	0,00221644
Jun 27, 2019	9.097.400	18.462.169.893	0,000492759
Jun 26, 2019	14.435.600	18.462.169.893	0,000781902
Jun 25, 2019	9.168.800	18.462.169.893	0,000496626
Jun 24, 2019	16.048.900	18.462.169.893	0,000869286
Jun 21, 2019	25.762.800	18.462.169.893	0,001395437
Jun 20, 2019	27.201.100	18.462.169.893	0,001473343
Jun 19, 2019	39.873.300	18.462.169.893	0,00215973
Jun 18, 2019	31.353.100	18.462.169.893	0,001698235
Jun 17, 2019	10.977.900	18.462.169.893	0,000594616
Jun 14, 2019	20.197.300	18.462.169.893	0,001093983
Jun 13, 2019	27.200.700	18.462.169.893	0,001473321
Jun 12, 2019	19.614.500	18.462.169.893	0,001062416
Jun 11, 2019	22.439.900	18.462.169.893	0,001215453
Jun 10, 2019	50.837.600	18.462.169.893	0,002753609

May 31, 2019	44.580.400	18.462.169.893	0,002414689
May 29, 2019	39.146.400	18.462.169.893	0,002120357
May 27, 2019	16.123.400	18.462.169.893	0,000873321
May 24, 2019	24.187.400	18.462.169.893	0,001310106
May 23, 2019	21.607.800	18.462.169.893	0,001170382
May 22, 2019	20.428.500	18.462.169.893	0,001106506
May 21, 2019	39.155.400	18.462.169.893	0,002120845
May 20, 2019	21.827.500	18.462.169.893	0,001182282
May 17, 2019	30.723.600	18.462.169.893	0,001664138
May 16, 2019	18.224.200	18.462.169.893	0,00098711
May 15, 2019	45.353.000	18.462.169.893	0,002456537
May 14, 2019	34.222.700	18.462.169.893	0,001853666
May 13, 2019	10.355.000	18.462.169.893	0,000560877
May 10, 2019	22.575.600	18.462.169.893	0,001222803
May 09, 2019	34.914.900	18.462.169.893	0,001891159
May 08, 2019	20.841.200	18.462.169.893	0,00112886
May 07, 2019	30.955.000	18.462.169.893	0,001676672
May 06, 2019	27.776.100	18.462.169.893	0,001504487
May 03, 2019	29.596.100	18.462.169.893	0,001603067
May 02, 2019	30.037.100	18.462.169.893	0,001626954
May 01, 2019	34.914.900	18.462.169.893	0,001891159
Apr 30, 2019	23.381.400	18.462.169.893	0,001266449
Apr 29, 2019	13.182.200	18.462.169.893	0,000714011
Apr 26, 2019	31.360.400	18.462.169.893	0,00169863
Apr 25, 2019	30.639.100	18.462.169.893	0,001659561
Apr 24, 2019	11.306.400	18.462.169.893	0,000612409
Apr 23, 2019	12.582.600	18.462.169.893	0,000681534
Apr 22, 2019	19.359.500	18.462.169.893	0,001048604
Apr 18, 2019	45.250.500	18.462.169.893	0,002450985
Apr 16, 2019	21.640.500	18.462.169.893	0,001172154
Apr 15, 2019	11.410.600	18.462.169.893	0,000618053
Apr 12, 2019	9.585.700	18.462.169.893	0,000519208
Apr 11, 2019	15.629.600	18.462.169.893	0,000846574
Apr 10, 2019	8.647.600	18.462.169.893	0,000468396
Apr 09, 2019	7.248.300	18.462.169.893	0,000392603
Apr 08, 2019	8.930.100	18.462.169.893	0,000483697
Apr 05, 2019	5.983.200	18.462.169.893	0,000324079
Apr 04, 2019	24.435.600	18.462.169.893	0,00132355
Apr 02, 2019	11.222.700	18.462.169.893	0,000607875
Apr 01, 2019	4.977.100	18.462.169.893	0,000269584
Mar 29, 2019	9.906.800	18.462.169.893	0,0005366
Mar 28, 2019	11.412.300	18.462.169.893	0,000618145
Mar 27, 2019	3.556.900	18.462.169.893	0,000192659
Mar 26, 2019	3.377.300	18.462.169.893	0,000182931
Mar 25, 2019	13.335.100	18.462.169.893	0,000722293

Mar 22, 2019	16.786.000	18.462.169.893	0,000909211
Mar 21, 2019	19.302.000	18.462.169.893	0,001045489
Mar 20, 2019	11.594.400	18.462.169.893	0,000628009
Mar 19, 2019	19.718.000	18.462.169.893	0,001068022
Mar 18, 2019	19.137.800	18.462.169.893	0,001036595
Mar 15, 2019	17.407.200	18.462.169.893	0,000942858
Mar 14, 2019	6.691.000	18.462.169.893	0,000362417
Mar 13, 2019	16.369.400	18.462.169.893	0,000886646
Mar 12, 2019	10.090.800	18.462.169.893	0,000546566
Mar 11, 2019	7.355.900	18.462.169.893	0,000398431
Mar 08, 2019	18.978.500	18.462.169.893	0,001027967
Mar 06, 2019	11.669.800	18.462.169.893	0,000632093
Mar 05, 2019	14.371.800	18.462.169.893	0,000778446
Mar 04, 2019	14.274.100	18.462.169.893	0,000773154
Mar 01, 2019	13.328.400	18.462.169.893	0,00072193
Feb 28, 2019	16.705.600	18.462.169.893	0,000904856
Feb 27, 2019	9.536.800	18.462.169.893	0,000516559
Feb 26, 2019	16.312.700	18.462.169.893	0,000883574
Feb 25, 2019	15.648.900	18.462.169.893	0,00084762
Feb 22, 2019	29.821.700	18.462.169.893	0,001615287
Feb 21, 2019	13.233.200	18.462.169.893	0,000716774
Feb 20, 2019	15.269.000	18.462.169.893	0,000827043
Feb 19, 2019	8.822.000	18.462.169.893	0,000477842
Feb 18, 2019	16.397.300	18.462.169.893	0,000888157
Feb 15, 2019	12.834.700	18.462.169.893	0,000695189
Feb 14, 2019	17.323.600	18.462.169.893	0,00093833
Feb 13, 2019	28.996.500	18.462.169.893	0,00157059
Feb 12, 2019	12.847.200	18.462.169.893	0,000695866
Feb 11, 2019	14.771.300	18.462.169.893	0,000800085
Feb 08, 2019	12.925.300	18.462.169.893	0,000700096
Feb 07, 2019	5.928.600		0,000321122
Feb 06, 2019	19.683.100	18.462.169.893	0,001066131
Feb 04, 2019	22.538.800	18.462.169.893	0,00122081
Feb 01, 2019	41.779.900	18.462.169.893	0,002263001
Jan 31, 2019	36.206.100	18.462.169.893	0,001961097

**Lampiran 4. Data VIT Saham Sekuritas LQ45 Periode Estimasi Peristiwa Pertemuan
antara Jokowi dan Prabowo Subianto**

7. BBRI

Date	Jumlah Saham Yang Diperjual belikan	Jumlah Saham Yang Beredar	VIT
Jul 05, 2019	53.771.200	122.112.351.900	0,000440342
Jul 04, 2019	38.687.900	122.112.351.900	0,000316822
Jul 03, 2019	74.371.900	122.112.351.900	0,000609045
Jul 02, 2019	134.440.200	122.112.351.900	0,001100955
Jul 01, 2019	104.844.900	122.112.351.900	0,000858594
Jun 28, 2019	102.580.700	122.112.351.900	0,000840052
Jun 27, 2019	81.746.600	122.112.351.900	0,000669438
Jun 26, 2019	102.850.200	122.112.351.900	0,000842259
Jun 25, 2019	59.456.000	122.112.351.900	0,000486896
Jun 24, 2019	82.569.600	122.112.351.900	0,000676177
Jun 21, 2019	170.191.100	122.112.351.900	0,001393726
Jun 20, 2019	107.715.700	122.112.351.900	0,000882103
Jun 19, 2019	167.220.600	122.112.351.900	0,0013694
Jun 18, 2019	158.342.200	122.112.351.900	0,001296693
Jun 17, 2019	55.193.600	122.112.351.900	0,00045199
Jun 14, 2019	72.298.800	122.112.351.900	0,000592068
Jun 13, 2019	116.825.700	122.112.351.900	0,000956707
Jun 12, 2019	92.904.100	122.112.351.900	0,000760808
Jun 11, 2019	116.270.900	122.112.351.900	0,000952163
Jun 10, 2019	196.745.300	122.112.351.900	0,001611183
May 31, 2019	261.104.200	122.112.351.900	0,002138229
May 29, 2019	139.713.200	122.112.351.900	0,001144137
May 28, 2019	376.621.800	122.112.351.900	0,003084224
May 27, 2019	123.578.400	122.112.351.900	0,001012006
May 24, 2019	150.398.400	122.112.351.900	0,00123164
May 23, 2019	209.226.900	122.112.351.900	0,001713397
May 22, 2019	118.633.800	122.112.351.900	0,000971514
May 21, 2019	206.532.500	122.112.351.900	0,001691332
May 20, 2019	165.275.800	122.112.351.900	0,001353473
May 17, 2019	155.199.000	122.112.351.900	0,001270953
May 16, 2019	144.094.800	122.112.351.900	0,001180018
May 15, 2019	167.394.600	122.112.351.900	0,001370824
May 14, 2019	115.090.400	122.112.351.900	0,000942496
May 13, 2019	71.877.200	122.112.351.900	0,000588615
May 10, 2019	120.282.900	122.112.351.900	0,000985018

May 09, 2019	163.340.000	122.112.351.900	0,001337621
May 08, 2019	120.152.500	122.112.351.900	0,00098395
May 07, 2019	112.789.100	122.112.351.900	0,00092365
May 06, 2019	143.009.800	122.112.351.900	0,001171133
May 03, 2019	109.485.100	122.112.351.900	0,000896593
May 02, 2019	126.901.700	122.112.351.900	0,001039221
Apr 30, 2019	127.804.000	122.112.351.900	0,00104661
Apr 29, 2019	76.916.700	122.112.351.900	0,000629885
Apr 26, 2019	132.874.000	122.112.351.900	0,001088129
Apr 25, 2019	184.463.200	122.112.351.900	0,001510602
Apr 24, 2019	172.810.100	122.112.351.900	0,001415173
Apr 23, 2019	54.840.800	122.112.351.900	0,000449101
Apr 22, 2019	101.963.500	122.112.351.900	0,000834997
Apr 18, 2019	182.035.000	122.112.351.900	0,001490717
Apr 16, 2019	90.837.700	122.112.351.900	0,000743886
Apr 15, 2019	64.160.400	122.112.351.900	0,000525421
Apr 12, 2019	76.584.700	122.112.351.900	0,000627166
Apr 11, 2019	171.468.700	122.112.351.900	0,001404188
Apr 10, 2019	106.216.900	122.112.351.900	0,000869829
Apr 09, 2019	73.325.100	122.112.351.900	0,000600472
Apr 08, 2019	75.453.200	122.112.351.900	0,0006179
Apr 05, 2019	49.127.500	122.112.351.900	0,000402314
Apr 04, 2019	63.002.400	122.112.351.900	0,000515938
Apr 02, 2019	44.403.800	122.112.351.900	0,000363631
Apr 01, 2019	66.844.600	122.112.351.900	0,000547402
Mar 29, 2019	64.740.600	122.112.351.900	0,000530172
Mar 28, 2019	61.147.700	122.112.351.900	0,00050075
Mar 27, 2019	51.063.000	122.112.351.900	0,000418164
Mar 26, 2019	68.612.800	122.112.351.900	0,000561883
Mar 25, 2019	82.166.300	122.112.351.900	0,000672875
Mar 22, 2019	94.636.900	122.112.351.900	0,000774999
Mar 21, 2019	110.206.700	122.112.351.900	0,000902502
Mar 20, 2019	85.969.100	122.112.351.900	0,000704016
Mar 19, 2019	57.945.500	122.112.351.900	0,000474526
Mar 18, 2019	92.904.100	122.112.351.900	0,000760808
Mar 15, 2019	97.150.400	122.112.351.900	0,000795582
Mar 14, 2019	90.157.600	122.112.351.900	0,000738317
Mar 13, 2019	46.756.100	122.112.351.900	0,000382894
Mar 12, 2019	63.500.100	122.112.351.900	0,000520014
Mar 11, 2019	46.743.400	122.112.351.900	0,00038279
Mar 08, 2019	129.784.700	122.112.351.900	0,00106283
Mar 06, 2019	56.508.700	122.112.351.900	0,00046276
Mar 05, 2019	70.615.700	122.112.351.900	0,000578285
Mar 04, 2019	57.026.900	122.112.351.900	0,000467004
Mar 01, 2019	71.431.900	122.112.351.900	0,000584969

Feb 28, 2019	106.492.300	122.112.351.900	0,000872085
Feb 27, 2019	88.062.100	122.112.351.900	0,000721156
Feb 26, 2019	61.418.800	122.112.351.900	0,00050297
Feb 25, 2019	106.730.500	122.112.351.900	0,000874035
Feb 22, 2019	81.700.600	122.112.351.900	0,000669061
Feb 21, 2019	114.540.900	122.112.351.900	0,000937996
Feb 20, 2019	124.066.500	122.112.351.900	0,001016003
Feb 19, 2019	139.946.000	122.112.351.900	0,001146043
Feb 18, 2019	93.662.400	122.112.351.900	0,000767018
Feb 15, 2019	87.738.200	122.112.351.900	0,000718504
Feb 14, 2019	119.542.400	122.112.351.900	0,000978954
Feb 13, 2019	108.181.100	122.112.351.900	0,000885914
Feb 12, 2019	94.961.400	122.112.351.900	0,000777656
Feb 11, 2019	55.587.600	122.112.351.900	0,000455217
Feb 08, 2019	78.473.000	122.112.351.900	0,00064263
Feb 07, 2019	82.938.300	122.112.351.900	0,000679197
Feb 06, 2019	78.073.900	122.112.351.900	0,000639361
Feb 04, 2019	75.955.600	122.112.351.900	0,000622014
Feb 01, 2019	140.105.900	122.112.351.900	0,001147352
Jan 31, 2019	252.448.500	122.112.351.900	0,002067346

8. BBTN

Date	Jumlah Saham Yang Diperjual Belikan	Jumlah Saham Yang Beredar	VIT
Jul 05, 2019	12.680.500	10.484.100.000	0,001209498
Jul 04, 2019	15.119.800	10.484.100.000	0,001442165
Jul 03, 2019	30.168.000	10.484.100.000	0,0028775
Jul 02, 2019	13.900.400	10.484.100.000	0,001325855
Jul 01, 2019	30.135.500	10.484.100.000	0,0028744
Jun 28, 2019	51.480.200	10.484.100.000	0,004910312
Jun 27, 2019	101.566.600	10.484.100.000	0,009687679
Jun 26, 2019	22.330.400	10.484.100.000	0,00212993
Jun 25, 2019	9.171.100	10.484.100.000	0,000874763
Jun 24, 2019	12.599.200	10.484.100.000	0,001201744
Jun 21, 2019	26.331.000	10.484.100.000	0,002511517
Jun 20, 2019	18.990.100	10.484.100.000	0,001811324
Jun 19, 2019	46.799.400	10.484.100.000	0,004463845
Jun 18, 2019	30.229.000	10.484.100.000	0,002883319
Jun 17, 2019	20.301.900	10.484.100.000	0,001936447
Jun 14, 2019	20.805.900	10.484.100.000	0,001984519
Jun 13, 2019	49.686.200	10.484.100.000	0,004739196
Jun 12, 2019	14.478.600	10.484.100.000	0,001381006
Jun 11, 2019	16.918.200	10.484.100.000	0,001613701

Jun 10, 2019	34.713.400	10.484.100.000	0,003311052
May 31, 2019	30.470.600	10.484.100.000	0,002906363
May 29, 2019	9.674.700	10.484.100.000	0,000922797
May 28, 2019	42.379.000	10.484.100.000	0,004042216
May 27, 2019	29.097.600	10.484.100.000	0,002775403
May 24, 2019	14.984.600	10.484.100.000	0,001429269
May 23, 2019	11.430.300	10.484.100.000	0,001090251
May 22, 2019	5.319.700	10.484.100.000	0,000507406
May 21, 2019	17.916.600	10.484.100.000	0,001708931
May 20, 2019	20.595.100	10.484.100.000	0,001964413
May 17, 2019	9.064.500	10.484.100.000	0,000864595
May 16, 2019	16.464.700	10.484.100.000	0,001570445
May 15, 2019	12.662.500	10.484.100.000	0,001207781
May 14, 2019	18.038.800	10.484.100.000	0,001720586
May 13, 2019	18.393.200	10.484.100.000	0,00175439
May 10, 2019	23.769.800	10.484.100.000	0,002267224
May 09, 2019	16.023.500	10.484.100.000	0,001528362
May 08, 2019	13.873.700	10.484.100.000	0,001323309
May 07, 2019	14.463.600	10.484.100.000	0,001379575
May 06, 2019	20.603.000	10.484.100.000	0,001965166
May 03, 2019	19.658.500	10.484.100.000	0,001875077
May 02, 2019	8.593.700	10.484.100.000	0,000819689
Apr 30, 2019	13.279.100	10.484.100.000	0,001266594
Apr 29, 2019	15.703.000	10.484.100.000	0,001497792
Apr 26, 2019	21.946.000	10.484.100.000	0,002093265
Apr 25, 2019	40.392.900	10.484.100.000	0,003852777
Apr 24, 2019	36.910.000	10.484.100.000	0,003520569
Apr 23, 2019	32.167.700	10.484.100.000	0,003068237
Apr 22, 2019	31.015.800	10.484.100.000	0,002958366
Apr 18, 2019	109.093.700	10.484.100.000	0,010405633
Apr 16, 2019	77.807.800	10.484.100.000	0,007421505
Apr 15, 2019	22.481.900	10.484.100.000	0,002144381
Apr 12, 2019	22.287.300	10.484.100.000	0,002125819
Apr 11, 2019	9.295.200	10.484.100.000	0,0008866
Apr 10, 2019	14.752.000	10.484.100.000	0,001407083
Apr 09, 2019	17.543.000	10.484.100.000	0,001673296
Apr 08, 2019	18.498.000	10.484.100.000	0,001764386
Apr 05, 2019	11.240.800	10.484.100.000	0,001072176
Apr 04, 2019	19.788.000	10.484.100.000	0,00188743
Apr 02, 2019	19.640.600	10.484.100.000	0,00187337
Apr 01, 2019	30.373.500	10.484.100.000	0,002897101
Mar 29, 2019	25.893.400	10.484.100.000	0,002469778
Mar 28, 2019	14.875.700	10.484.100.000	0,001418882
Mar 27, 2019	12.907.700	10.484.100.000	0,001231169
Mar 26, 2019	10.528.100	10.484.100.000	0,001004197

Mar 25, 2019	23.545.200	10.484.100.000	0,002245801
Mar 22, 2019	17.322.400	10.484.100.000	0,001652254
Mar 21, 2019	57.645.900	10.484.100.000	0,005498412
Mar 20, 2019	12.213.000	10.484.100.000	0,001164907
Mar 19, 2019	21.460.100	10.484.100.000	0,002046919
Mar 18, 2019	14.120.200	10.484.100.000	0,00134682
Mar 15, 2019	32.718.700	10.484.100.000	0,003120792
Mar 14, 2019	30.162.900	10.484.100.000	0,002877014
Mar 13, 2019	3.766.100	10.484.100.000	0,00035922
Mar 12, 2019	16.958.900	10.484.100.000	0,001617583
Mar 11, 2019	7.803.800	10.484.100.000	0,000744346
Mar 08, 2019	41.722.900	10.484.100.000	0,003979636
Mar 06, 2019	12.780.800	10.484.100.000	0,001219065
Mar 05, 2019	32.549.400	10.484.100.000	0,003104644
Mar 04, 2019	27.497.000	10.484.100.000	0,002622733
Mar 01, 2019	75.958.000	10.484.100.000	0,007245066
Feb 28, 2019	32.230.400	10.484.100.000	0,003074217
Feb 27, 2019	21.198.700	10.484.100.000	0,002021986
Feb 26, 2019	19.004.800	10.484.100.000	0,001812726
Feb 25, 2019	29.484.000	10.484.100.000	0,002812259
Feb 22, 2019	23.062.400	10.484.100.000	0,00219975
Feb 21, 2019	24.999.600	10.484.100.000	0,002384525
Feb 20, 2019	31.254.200	10.484.100.000	0,002981105
Feb 19, 2019	22.793.500	10.484.100.000	0,002174102
Feb 18, 2019	22.077.800	10.484.100.000	0,002105836
Feb 15, 2019	27.101.800	10.484.100.000	0,002585038
Feb 14, 2019	30.455.500	10.484.100.000	0,002904923
Feb 13, 2019	21.309.400	10.484.100.000	0,002032545
Feb 12, 2019	37.208.200	10.484.100.000	0,003549012
Feb 11, 2019	33.582.600	10.484.100.000	0,003203193
Feb 08, 2019	20.873.200	10.484.100.000	0,001990939
Feb 07, 2019	19.515.300	10.484.100.000	0,001861419
Feb 06, 2019	23.381.400	10.484.100.000	0,002230177
Feb 04, 2019	24.745.800	10.484.100.000	0,002360317
Feb 01, 2019	74.412.500	10.484.100.000	0,007097653
Jan 31, 2019	35.734.900	10.484.100.000	0,003408485

**Lampiran 4. Data VIT Saham Sekuritas LQ45 Periode Estimasi Peristiwa Pertemuan
antara Jokowi dan Prabowo Subianto**

9. BMRI

Date	Jumlah Saham Yang Diperjual belikan	Jumlah Saham Yang Beredar	VIT
Jul 05, 2019	93.378.100	46.199.999.998	0,002021171
Jul 04, 2019	15.789.300	46.199.999.998	0,00034176
Jul 03, 2019	46.966.800	46.199.999.998	0,001016597
Jul 02, 2019	32.437.800	46.199.999.998	0,000702117
Jul 01, 2019	30.727.800	46.199.999.998	0,000665104
Jun 28, 2019	30.944.000	46.199.999.998	0,000669784
Jun 27, 2019	31.576.000	46.199.999.998	0,000683463
Jun 26, 2019	36.057.600	46.199.999.998	0,000780468
Jun 25, 2019	29.651.600	46.199.999.998	0,00064181
Jun 24, 2019	35.126.100	46.199.999.998	0,000760305
Jun 21, 2019	72.959.800	46.199.999.998	0,001579216
Jun 20, 2019	46.794.600	46.199.999.998	0,00101287
Jun 19, 2019	78.307.600	46.199.999.998	0,00169497
Jun 18, 2019	52.053.100	46.199.999.998	0,00112669
Jun 17, 2019	23.634.700	46.199.999.998	0,000511574
Jun 14, 2019	30.836.100	46.199.999.998	0,000667448
Jun 13, 2019	31.741.200	46.199.999.998	0,000687039
Jun 12, 2019	34.665.400	46.199.999.998	0,000750333
Jun 11, 2019	53.570.200	46.199.999.998	0,001159528
Jun 10, 2019	104.021.200	46.199.999.998	0,002251541
May 31, 2019	86.726.500	46.199.999.998	0,001877197
May 29, 2019	44.698.700	46.199.999.998	0,000967504
May 28, 2019	149.390.400	46.199.999.998	0,003233558
May 27, 2019	72.305.500	46.199.999.998	0,001565054
May 24, 2019	49.575.600	46.199.999.998	0,001073065
May 23, 2019	32.834.400	46.199.999.998	0,000710701
May 22, 2019	44.126.500	46.199.999.998	0,000955119
May 21, 2019	64.438.600	46.199.999.998	0,001394775
May 20, 2019	46.723.600	46.199.999.998	0,001011333
May 17, 2019	29.858.300	46.199.999.998	0,000646284
May 16, 2019	43.240.500	46.199.999.998	0,000935942
May 15, 2019	56.486.200	46.199.999.998	0,001222645
May 14, 2019	42.991.900	46.199.999.998	0,000930561
May 13, 2019	41.671.400	46.199.999.998	0,000901978
May 10, 2019	32.504.700	46.199.999.998	0,000703565
May 09, 2019	45.473.500	46.199.999.998	0,000984275

May 08, 2019	39.958.400	46.199.999.998	0,0008649
May 07, 2019	34.430.900	46.199.999.998	0,000745258
May 06, 2019	50.478.300	46.199.999.998	0,001092604
May 03, 2019	30.070.800	46.199.999.998	0,000650883
May 02, 2019	34.471.900	46.199.999.998	0,000746145
Apr 30, 2019	51.621.500	46.199.999.998	0,001117348
Apr 29, 2019	56.386.500	46.199.999.998	0,001220487
Apr 26, 2019	75.348.700	46.199.999.998	0,001630924
Apr 25, 2019	55.592.600	46.199.999.998	0,001203303
Apr 24, 2019	27.704.200	46.199.999.998	0,000599658
Apr 23, 2019	32.692.300	46.199.999.998	0,000707626
Apr 22, 2019	34.990.900	46.199.999.998	0,000757379
Apr 18, 2019	121.671.700	46.199.999.998	0,002633587
Apr 16, 2019	71.533.400	46.199.999.998	0,001548342
Apr 15, 2019	24.125.500	46.199.999.998	0,000522197
Apr 12, 2019	26.686.200	46.199.999.998	0,000577623
Apr 11, 2019	35.194.500	46.199.999.998	0,000761786
Apr 10, 2019	15.276.300	46.199.999.998	0,000330656
Apr 09, 2019	30.718.900	46.199.999.998	0,000664911
Apr 08, 2019	22.931.300	46.199.999.998	0,000496348
Apr 05, 2019	20.267.100	46.199.999.998	0,000438682
Apr 04, 2019	59.541.700	46.199.999.998	0,001288781
Apr 02, 2019	18.436.400	46.199.999.998	0,000399056
Apr 01, 2019	28.945.300	46.199.999.998	0,000626522
Mar 29, 2019	35.570.100	46.199.999.998	0,000769916
Mar 28, 2019	23.934.300	46.199.999.998	0,000518058
Mar 27, 2019	19.453.300	46.199.999.998	0,000421067
Mar 26, 2019	14.399.700	46.199.999.998	0,000311682
Mar 25, 2019	22.875.800	46.199.999.998	0,000495147
Mar 22, 2019	22.629.700	46.199.999.998	0,00048982
Mar 21, 2019	34.414.900	46.199.999.998	0,000744911
Mar 20, 2019	25.826.400	46.199.999.998	0,000559013
Mar 19, 2019	79.348.000	46.199.999.998	0,001717489
Mar 18, 2019	26.070.100	46.199.999.998	0,000564288
Mar 15, 2019	35.872.200	46.199.999.998	0,000776455
Mar 14, 2019	22.106.100	46.199.999.998	0,000478487
Mar 13, 2019	27.865.300	46.199.999.998	0,000603145
Mar 12, 2019	30.254.800	46.199.999.998	0,000654866
Mar 11, 2019	26.956.200	46.199.999.998	0,000583468
Mar 08, 2019	35.761.700	46.199.999.998	0,000774063
Mar 06, 2019	47.488.800	46.199.999.998	0,001027896
Mar 05, 2019	111.556.600	46.199.999.998	0,002414645
Mar 04, 2019	14.829.900	46.199.999.998	0,000320994
Mar 01, 2019	23.501.600	46.199.999.998	0,000508693
Feb 28, 2019	42.490.100	46.199.999.998	0,000919699

Feb 27, 2019	36.178.400	46.199.999.998	0,000783082
Feb 26, 2019	47.045.500	46.199.999.998	0,001018301
Feb 25, 2019	45.760.000	46.199.999.998	0,000990476
Feb 22, 2019	83.798.400	46.199.999.998	0,001813818
Feb 21, 2019	50.101.900	46.199.999.998	0,001084457
Feb 20, 2019	96.440.600	46.199.999.998	0,002087459
Feb 19, 2019	46.357.100	46.199.999.998	0,0010034
Feb 18, 2019	43.108.400	46.199.999.998	0,000933082
Feb 15, 2019	46.001.400	46.199.999.998	0,000995701
Feb 14, 2019	47.849.500	46.199.999.998	0,001035703
Feb 13, 2019	37.523.200	46.199.999.998	0,00081219
Feb 12, 2019	41.322.100	46.199.999.998	0,000894418
Feb 11, 2019	36.179.100	46.199.999.998	0,000783097
Feb 08, 2019	23.414.200	46.199.999.998	0,000506801
Feb 07, 2019	15.811.400	46.199.999.998	0,000342238
Feb 06, 2019	30.140.700	46.199.999.998	0,000652396
Feb 04, 2019	40.459.600	46.199.999.998	0,000875749
Feb 01, 2019	52.147.700	46.199.999.998	0,001128738
Jan 31, 2019	107.004.300	46.199.999.998	0,00231611

10. BRPT

Date	Jumlah Saham Yang Diperjual belikan	Jumlah Saham Yang Beredar	VIT
Jul 05, 2019	76.835.000	17.799.742.456	0,004316635
Jul 04, 2019	110.770.500	17.799.742.456	0,006223152
Jul 03, 2019	106.851.500	17.799.742.456	0,00600298
Jul 02, 2019	115.691.500	17.799.742.456	0,006499617
Jul 01, 2019	108.854.500	17.799.742.456	0,00611551
Jun 28, 2019	116.181.500	17.799.742.456	0,006527145
Jun 27, 2019	92.321.000	17.799.742.456	0,005186648
Jun 26, 2019	83.499.500	17.799.742.456	0,004691051
Jun 25, 2019	81.032.500	17.799.742.456	0,004552454
Jun 24, 2019	67.664.500	17.799.742.456	0,003801431
Jun 21, 2019	132.977.500	17.799.742.456	0,007470754
Jun 20, 2019	150.447.500	17.799.742.456	0,008452229
Jun 19, 2019	115.675.500	17.799.742.456	0,006498718
Jun 18, 2019	108.923.500	17.799.742.456	0,006119386
Jun 17, 2019	134.240.500	17.799.742.456	0,00754171
Jun 14, 2019	146.885.000	17.799.742.456	0,008252086
Jun 13, 2019	129.138.000	17.799.742.456	0,007255049
Jun 12, 2019	145.708.500	17.799.742.456	0,008185989
Jun 11, 2019	106.456.000	17.799.742.456	0,005980761
Jun 10, 2019	215.145.000	17.799.742.456	0,012086973

May 31, 2019	294.831.000	17.799.742.456	0,016563779
May 29, 2019	271.787.000	17.799.742.456	0,015269154
May 28, 2019	1.646.003.500	17.799.742.456	0,092473445
May 27, 2019	169.920.000	17.799.742.456	0,009546206
May 24, 2019	114.099.000	17.799.742.456	0,006410149
May 23, 2019	202.469.000	17.799.742.456	0,011374828
May 22, 2019	207.747.000	17.799.742.456	0,011671349
May 21, 2019	118.586.000	17.799.742.456	0,006662231
May 20, 2019	153.821.500	17.799.742.456	0,008641782
May 17, 2019	158.010.000	17.799.742.456	0,008877095
May 16, 2019	131.768.000	17.799.742.456	0,007402804
May 15, 2019	166.635.500	17.799.742.456	0,00936168
May 14, 2019	309.028.500	17.799.742.456	0,017361403
May 13, 2019	122.326.000	17.799.742.456	0,006872347
May 10, 2019	110.643.000	17.799.742.456	0,006215989
May 09, 2019	123.004.500	17.799.742.456	0,006910465
May 08, 2019	170.834.500	17.799.742.456	0,009597583
May 07, 2019	200.107.500	17.799.742.456	0,011242157
May 06, 2019	135.101.000	17.799.742.456	0,007590054
May 03, 2019	119.767.500	17.799.742.456	0,006728609
May 02, 2019	211.583.000	17.799.742.456	0,011886857
Apr 30, 2019	179.842.500	17.799.742.456	0,010103657
Apr 29, 2019	194.295.000	17.799.742.456	0,010915607
Apr 26, 2019	162.069.000	17.799.742.456	0,009105132
Apr 25, 2019	136.644.000	17.799.742.456	0,00767674
Apr 24, 2019	167.180.000	17.799.742.456	0,009392271
Apr 23, 2019	153.092.500	17.799.742.456	0,008600827
Apr 22, 2019	107.306.500	17.799.742.456	0,006028542
Apr 18, 2019	134.638.500	17.799.742.456	0,00756407
Apr 16, 2019	150.795.000	17.799.742.456	0,008471752
Apr 15, 2019	169.643.000	17.799.742.456	0,009530644
Apr 12, 2019	143.096.000	17.799.742.456	0,008039217
Apr 11, 2019	137.038.000	17.799.742.456	0,007698875
Apr 10, 2019	143.074.000	17.799.742.456	0,008037981
Apr 09, 2019	118.676.500	17.799.742.456	0,006667316
Apr 08, 2019	162.663.500	17.799.742.456	0,009138531
Apr 05, 2019	114.651.500	17.799.742.456	0,006441189
Apr 04, 2019	156.886.000	17.799.742.456	0,008813948
Apr 02, 2019	96.751.000	17.799.742.456	0,005435528
Apr 01, 2019	161.328.500	17.799.742.456	0,00906353
Mar 29, 2019	79.784.000	17.799.742.456	0,004482312
Mar 28, 2019	214.890.000	17.799.742.456	0,012072647
Mar 27, 2019	95.595.000	17.799.742.456	0,005370583
Mar 26, 2019	225.761.000	17.799.742.456	0,012683386
Mar 25, 2019	94.981.000	17.799.742.456	0,005336088

Mar 22, 2019	85.993.000	17.799.742.456	0,004831137
Mar 21, 2019	79.287.000	17.799.742.456	0,00445439
Mar 20, 2019	57.177.500	17.799.742.456	0,003212266
Mar 19, 2019	63.482.000	17.799.742.456	0,003566456
Mar 18, 2019	53.485.500	17.799.742.456	0,003004847
Mar 15, 2019	112.955.500	17.799.742.456	0,006345906
Mar 14, 2019	108.622.000	17.799.742.456	0,006102448
Mar 13, 2019	39.004.000	17.799.742.456	0,002191268
Mar 12, 2019	62.367.000	17.799.742.456	0,003503815
Mar 11, 2019	51.801.500	17.799.742.456	0,002910239
Mar 08, 2019	56.164.500	17.799.742.456	0,003155355
Mar 06, 2019	110.271.500	17.799.742.456	0,006195118
Mar 05, 2019	32.710.000	17.799.742.456	0,001837667
Mar 04, 2019	43.813.000	17.799.742.456	0,00246144
Mar 01, 2019	54.126.000	17.799.742.456	0,003040831
Feb 28, 2019	78.022.000	17.799.742.456	0,004383322
Feb 27, 2019	38.627.500	17.799.742.456	0,002170116
Feb 26, 2019	46.632.000	17.799.742.456	0,002619813
Feb 25, 2019	166.418.500	17.799.742.456	0,009349489
Feb 22, 2019	39.840.000	17.799.742.456	0,002238235
Feb 21, 2019	71.415.000	17.799.742.456	0,004012137
Feb 20, 2019	59.536.500	17.799.742.456	0,003344796
Feb 19, 2019	55.267.500	17.799.742.456	0,003104961
Feb 18, 2019	124.348.500	17.799.742.456	0,006985972
Feb 15, 2019	97.292.500	17.799.742.456	0,00546595
Feb 14, 2019	105.069.000	17.799.742.456	0,005902838
Feb 13, 2019	52.730.000	17.799.742.456	0,002962402
Feb 12, 2019	53.056.000	17.799.742.456	0,002980717
Feb 11, 2019	41.392.500	17.799.742.456	0,002325455
Feb 08, 2019	43.710.500	17.799.742.456	0,002455682
Feb 07, 2019	50.278.500	17.799.742.456	0,002824676
Feb 06, 2019	32.297.000	17.799.742.456	0,001814464
Feb 04, 2019	32.461.000	17.799.742.456	0,001823678
Feb 01, 2019	54.806.000	17.799.742.456	0,003079033
Jan 31, 2019	31.380.500	17.799.742.456	0,001762975

**Lampiran 4. Data VIT Saham Sekuritas LQ45 Periode Estimasi Peristiwa Pertemuan
antara Jokowi dan Prabowo Subianto**

11. BSDE

Date	Jumlah Saham Yang Diperjual belikan	Jumlah Saham Yang Beredar	VIT
Jul 05, 2019	9.112.600	19.246.696.192	0,000473463
Jul 04, 2019	9.220.500	19.246.696.192	0,000479069
Jul 03, 2019	14.546.700	19.246.696.192	0,000755802
Jul 02, 2019	9.743.500	19.246.696.192	0,000506243
Jul 01, 2019	12.806.300	19.246.696.192	0,000665377
Jun 28, 2019	14.610.800	19.246.696.192	0,000759133
Jun 27, 2019	15.921.000	19.246.696.192	0,000827207
Jun 26, 2019	11.393.200	19.246.696.192	0,000591956
Jun 25, 2019	14.406.200	19.246.696.192	0,000748502
Jun 24, 2019	14.966.600	19.246.696.192	0,000777619
Jun 21, 2019	22.252.000	19.246.696.192	0,001156146
Jun 20, 2019	44.750.800	19.246.696.192	0,002325116
Jun 19, 2019	32.836.100	19.246.696.192	0,001706064
Jun 18, 2019	18.154.700	19.246.696.192	0,000943263
Jun 17, 2019	6.286.100	19.246.696.192	0,000326607
Jun 14, 2019	6.586.200	19.246.696.192	0,000342199
Jun 13, 2019	18.329.600	19.246.696.192	0,00095235
Jun 12, 2019	7.227.300	19.246.696.192	0,000375509
Jun 11, 2019	21.696.100	19.246.696.192	0,001127264
Jun 10, 2019	28.843.600	19.246.696.192	0,001498626
May 31, 2019	25.645.200	19.246.696.192	0,001332447
May 29, 2019	4.637.000	19.246.696.192	0,000240924
May 28, 2019	22.322.900	19.246.696.192	0,00115983
May 27, 2019	6.606.000	19.246.696.192	0,000343228
May 24, 2019	5.667.300	19.246.696.192	0,000294456
May 23, 2019	7.303.500	19.246.696.192	0,000379468
May 22, 2019	2.209.800	19.246.696.192	0,000114815
May 21, 2019	10.288.300	19.246.696.192	0,000534549
May 20, 2019	8.397.300	19.246.696.192	0,000436298
May 17, 2019	9.784.700	19.246.696.192	0,000508383
May 16, 2019	16.852.400	19.246.696.192	0,0008756
May 15, 2019	13.449.200	19.246.696.192	0,00069878
May 14, 2019	10.956.300	19.246.696.192	0,000569256
May 13, 2019	14.488.800	19.246.696.192	0,000752794
May 10, 2019	12.759.100	19.246.696.192	0,000662924
May 09, 2019	15.653.000	19.246.696.192	0,000813282

May 08, 2019	10.667.600	19.246.696.192	0,000554256
May 07, 2019	9.109.100	19.246.696.192	0,000473281
May 06, 2019	16.435.900	19.246.696.192	0,00085396
May 03, 2019	23.243.100	19.246.696.192	0,001207641
May 02, 2019	12.505.600	19.246.696.192	0,000649753
Apr 30, 2019	6.608.700	19.246.696.192	0,000343368
Apr 29, 2019	6.975.900	19.246.696.192	0,000362447
Apr 26, 2019	8.077.300	19.246.696.192	0,000419672
Apr 25, 2019	17.509.900	19.246.696.192	0,000909761
Apr 24, 2019	11.480.500	19.246.696.192	0,000596492
Apr 23, 2019	14.736.500	19.246.696.192	0,000765664
Apr 22, 2019	20.294.600	19.246.696.192	0,001054446
Apr 18, 2019	31.516.300	19.246.696.192	0,001637491
Apr 16, 2019	15.223.200	19.246.696.192	0,000790951
Apr 15, 2019	22.715.300	19.246.696.192	0,001180218
Apr 12, 2019	9.554.700	19.246.696.192	0,000496433
Apr 11, 2019	9.434.500	19.246.696.192	0,000490188
Apr 10, 2019	14.324.800	19.246.696.192	0,000744273
Apr 09, 2019	10.534.900	19.246.696.192	0,000547361
Apr 08, 2019	7.404.700	19.246.696.192	0,000384726
Apr 05, 2019	16.249.400	19.246.696.192	0,00084427
Apr 04, 2019	14.345.400	19.246.696.192	0,000745344
Apr 02, 2019	6.406.200	19.246.696.192	0,000332847
Apr 01, 2019	8.037.300	19.246.696.192	0,000417594
Mar 29, 2019	3.923.400	19.246.696.192	0,000203848
Mar 28, 2019	9.954.300	19.246.696.192	0,000517195
Mar 27, 2019	9.335.400	19.246.696.192	0,000485039
Mar 26, 2019	11.825.200	19.246.696.192	0,000614402
Mar 25, 2019	8.996.000	19.246.696.192	0,000467405
Mar 22, 2019	10.522.400	19.246.696.192	0,000546712
Mar 21, 2019	29.725.500	19.246.696.192	0,001544447
Mar 20, 2019	5.162.500	19.246.696.192	0,000268228
Mar 19, 2019	17.958.800	19.246.696.192	0,000933085
Mar 18, 2019	19.427.700	19.246.696.192	0,001009404
Mar 15, 2019	10.618.300	19.246.696.192	0,000551695
Mar 14, 2019	3.876.000	19.246.696.192	0,000201385
Mar 13, 2019	6.802.300	19.246.696.192	0,000353427
Mar 12, 2019	11.154.500	19.246.696.192	0,000579554
Mar 11, 2019	14.323.100	19.246.696.192	0,000744185
Mar 08, 2019	17.302.000	19.246.696.192	0,000898959
Mar 06, 2019	10.590.400	19.246.696.192	0,000550245
Mar 05, 2019	10.644.900	19.246.696.192	0,000553077
Mar 04, 2019	5.901.100	19.246.696.192	0,000306603
Mar 01, 2019	9.518.600	19.246.696.192	0,000494558
Feb 28, 2019	25.134.200	19.246.696.192	0,001305897

Feb 27, 2019	27.744.300	19.246.696.192	0,00144151
Feb 26, 2019	11.150.100	19.246.696.192	0,000579325
Feb 25, 2019	11.024.500	19.246.696.192	0,0005728
Feb 22, 2019	10.666.200	19.246.696.192	0,000554183
Feb 21, 2019	15.551.300	19.246.696.192	0,000807998
Feb 20, 2019	22.880.000	19.246.696.192	0,001188775
Feb 19, 2019	8.028.400	19.246.696.192	0,000417131
Feb 18, 2019	15.968.000	19.246.696.192	0,000829649
Feb 15, 2019	15.959.900	19.246.696.192	0,000829228
Feb 14, 2019	6.549.400	19.246.696.192	0,000340287
Feb 13, 2019	5.969.100	19.246.696.192	0,000310136
Feb 12, 2019	27.958.300	19.246.696.192	0,001452629
Feb 11, 2019	16.870.600	19.246.696.192	0,000876545
Feb 08, 2019	11.144.100	19.246.696.192	0,000579014
Feb 07, 2019	9.398.200	19.246.696.192	0,000488302
Feb 06, 2019	24.797.700	19.246.696.192	0,001288413
Feb 04, 2019	9.934.000	19.246.696.192	0,000516141
Feb 01, 2019	18.993.600	19.246.696.192	0,00098685
Jan 31, 2019	58.370.900	19.246.696.192	0,003032775

12. BTPS

Date	Jumlah Saham Yang Diperjual belikan	Jumlah Saham Yang Beredar	VIT
Jul 05, 2019	26.892.400	7.626.663.000	0,003526103
Jul 04, 2019	32.338.400	7.626.663.000	0,004240177
Jul 03, 2019	28.184.800	7.626.663.000	0,003695561
Jul 02, 2019	40.768.300	7.626.663.000	0,005345496
Jul 01, 2019	32.527.500	7.626.663.000	0,004264971
Jun 28, 2019	55.584.400	7.626.663.000	0,007288168
Jun 27, 2019	32.809.400	7.626.663.000	0,004301934
Jun 26, 2019	38.917.000	7.626.663.000	0,005102756
Jun 25, 2019	46.876.000	7.626.663.000	0,006146332
Jun 24, 2019	36.360.200	7.626.663.000	0,004767511
Jun 21, 2019	33.910.800	7.626.663.000	0,004446348
Jun 20, 2019	45.116.300	7.626.663.000	0,005915602
Jun 19, 2019	39.942.200	7.626.663.000	0,005237179
Jun 18, 2019	41.381.100	7.626.663.000	0,005425846
Jun 17, 2019	44.992.400	7.626.663.000	0,005899356
Jun 14, 2019	40.721.400	7.626.663.000	0,005339347
Jun 13, 2019	35.035.000	7.626.663.000	0,004593752
Jun 12, 2019	33.374.000	7.626.663.000	0,004375964
Jun 11, 2019	24.203.100	7.626.663.000	0,003173485
Jun 10, 2019	50.717.500	7.626.663.000	0,006650025

May 31, 2019	56.049.600	7.626.663.000	0,007349164
May 29, 2019	51.476.600	7.626.663.000	0,006749557
May 28, 2019	68.148.000	7.626.663.000	0,008935494
May 27, 2019	33.574.000	7.626.663.000	0,004402187
May 24, 2019	48.283.900	7.626.663.000	0,006330934
May 23, 2019	37.476.200	7.626.663.000	0,00491384
May 22, 2019	44.361.800	7.626.663.000	0,005816672
May 21, 2019	50.823.900	7.626.663.000	0,006663976
May 20, 2019	34.993.400	7.626.663.000	0,004588298
May 17, 2019	41.695.900	7.626.663.000	0,005467122
May 16, 2019	36.855.400	7.626.663.000	0,004832441
May 15, 2019	62.936.500	7.626.663.000	0,008252167
May 14, 2019	53.130.600	7.626.663.000	0,006966428
May 13, 2019	70.603.200	7.626.663.000	0,009257417
May 10, 2019	66.520.400	7.626.663.000	0,008722085
May 09, 2019	66.963.000	7.626.663.000	0,008780118
May 08, 2019	88.500.900	7.626.663.000	0,011604145
May 07, 2019	117.997.200	7.626.663.000	0,015471668
May 06, 2019	50.842.600	7.626.663.000	0,006666428
May 03, 2019	129.511.800	7.626.663.000	0,01698145
May 02, 2019	132.112.100	7.626.663.000	0,017322399
Apr 30, 2019	85.182.800	7.626.663.000	0,011169079
Apr 29, 2019	40.812.300	7.626.663.000	0,005351266
Apr 26, 2019	70.404.100	7.626.663.000	0,009231311
Apr 25, 2019	81.058.700	7.626.663.000	0,010628331
Apr 24, 2019	64.047.700	7.626.663.000	0,008397867
Apr 23, 2019	59.717.300	7.626.663.000	0,007830069
Apr 22, 2019	91.552.200	7.626.663.000	0,012004228
Apr 18, 2019	119.538.200	7.626.663.000	0,015673723
Apr 16, 2019	116.226.700	7.626.663.000	0,015239522
Apr 15, 2019	88.684.400	7.626.663.000	0,011628205
Apr 12, 2019	19.785.200	7.626.663.000	0,002594215
Apr 11, 2019	21.429.500	7.626.663.000	0,002809813
Apr 10, 2019	72.197.200	7.626.663.000	0,009466421
Apr 09, 2019	57.591.100	7.626.663.000	0,007551284
Apr 08, 2019	101.190.600	7.626.663.000	0,013268005
Apr 05, 2019	33.680.600	7.626.663.000	0,004416165
Apr 04, 2019	18.902.800	7.626.663.000	0,002478515
Apr 02, 2019	21.369.300	7.626.663.000	0,00280192
Apr 01, 2019	49.170.600	7.626.663.000	0,006447197
Mar 29, 2019	25.033.200	7.626.663.000	0,003282327
Mar 28, 2019	20.626.000	7.626.663.000	0,002704459
Mar 27, 2019	23.380.800	7.626.663.000	0,003065666
Mar 26, 2019	48.190.600	7.626.663.000	0,006318701
Mar 25, 2019	25.480.200	7.626.663.000	0,003340937

Mar 22, 2019	32.759.100	7.626.663.000	0,004295339
Mar 21, 2019	95.239.400	7.626.663.000	0,01248769
Mar 20, 2019	52.217.700	7.626.663.000	0,00684673
Mar 19, 2019	72.638.900	7.626.663.000	0,009524336
Mar 18, 2019	101.442.800	7.626.663.000	0,013301073
Mar 15, 2019	35.352.600	7.626.663.000	0,004635396
Mar 14, 2019	44.959.600	7.626.663.000	0,005895055
Mar 13, 2019	23.437.100	7.626.663.000	0,003073048
Mar 12, 2019	68.317.600	7.626.663.000	0,008957732
Mar 11, 2019	23.580.000	7.626.663.000	0,003091785
Mar 08, 2019	25.837.100	7.626.663.000	0,003387733
Mar 06, 2019	31.022.900	7.626.663.000	0,00406769
Mar 05, 2019	32.203.300	7.626.663.000	0,004222463
Mar 04, 2019	78.751.200	7.626.663.000	0,010325774
Mar 01, 2019	23.721.200	7.626.663.000	0,003110299
Feb 28, 2019	16.876.400	7.626.663.000	0,002212816
Feb 27, 2019	20.838.600	7.626.663.000	0,002732335
Feb 26, 2019	24.051.100	7.626.663.000	0,003153555
Feb 25, 2019	53.851.500	7.626.663.000	0,007060952
Feb 22, 2019	77.897.100	7.626.663.000	0,010213786
Feb 21, 2019	27.934.900	7.626.663.000	0,003662795
Feb 20, 2019	28.538.000	7.626.663.000	0,003741872
Feb 19, 2019	50.778.600	7.626.663.000	0,006658036
Feb 18, 2019	91.132.300	7.626.663.000	0,011949171
Feb 15, 2019	88.107.900	7.626.663.000	0,011552615
Feb 14, 2019	68.018.600	7.626.663.000	0,008918527
Feb 13, 2019	42.591.100	7.626.663.000	0,0055845
Feb 12, 2019	22.937.200	7.626.663.000	0,003007501
Feb 11, 2019	17.672.900	7.626.663.000	0,002317252
Feb 08, 2019	22.331.000	7.626.663.000	0,002928017
Feb 07, 2019	26.896.800	7.626.663.000	0,00352668
Feb 06, 2019	26.650.600	7.626.663.000	0,003494399
Feb 04, 2019	24.671.900	7.626.663.000	0,003234953
Feb 01, 2019	33.741.000	7.626.663.000	0,004424084
Jan 31, 2019	65.070.300	7.626.663.000	0,008531949

**Lampiran 4. Data VIT Saham Sekuritas LQ45 Periode Estimasi Peristiwa Pertemuan
antara Jokowi dan Prabowo Subianto**

13. CPIN

Date	Jumlah Saham Yang Diperjual belikan	Jumlah Saham Yang Beredar	VIT
Jul 05, 2019	33.341.000	16.398.000.000	0,002033236
Jul 04, 2019	13.672.200	16.398.000.000	0,000833772
Jul 03, 2019	18.812.300	16.398.000.000	0,001147231
Jul 02, 2019	22.499.300	16.398.000.000	0,001372076
Jul 01, 2019	10.309.800	16.398.000.000	0,000628723
Jun 28, 2019	17.187.300	16.398.000.000	0,001048134
Jun 27, 2019	25.859.300	16.398.000.000	0,001576979
Jun 26, 2019	4.272.400	16.398.000.000	0,000260544
Jun 25, 2019	6.907.400	16.398.000.000	0,000421234
Jun 24, 2019	5.704.700	16.398.000.000	0,00034789
Jun 21, 2019	18.917.400	16.398.000.000	0,001153641
Jun 20, 2019	10.176.600	16.398.000.000	0,0006206
Jun 19, 2019	12.251.100	16.398.000.000	0,000747109
Jun 18, 2019	11.482.100	16.398.000.000	0,000700213
Jun 17, 2019	26.789.000	16.398.000.000	0,001633675
Jun 14, 2019	16.733.000	16.398.000.000	0,001020429
Jun 13, 2019	18.321.300	16.398.000.000	0,001117289
Jun 12, 2019	16.388.000	16.398.000.000	0,00099939
Jun 11, 2019	8.408.500	16.398.000.000	0,000512776
Jun 10, 2019	11.944.800	16.398.000.000	0,00072843
May 31, 2019	18.065.100	16.398.000.000	0,001101665
May 29, 2019	9.010.800	16.398.000.000	0,000549506
May 28, 2019	42.883.100	16.398.000.000	0,002615142
May 27, 2019	12.022.100	16.398.000.000	0,000733144
May 24, 2019	11.496.700	16.398.000.000	0,000701104
May 23, 2019	7.707.600	16.398.000.000	0,000470033
May 22, 2019	6.307.800	16.398.000.000	0,000384669
May 21, 2019	9.921.900	16.398.000.000	0,000605068
May 20, 2019	11.122.300	16.398.000.000	0,000678272
May 17, 2019	9.480.600	16.398.000.000	0,000578156
May 16, 2019	13.155.000	16.398.000.000	0,000802232
May 15, 2019	8.922.600	16.398.000.000	0,000544127
May 14, 2019	12.557.800	16.398.000.000	0,000765813
May 13, 2019	8.901.200	16.398.000.000	0,000542822
May 10, 2019	16.845.800	16.398.000.000	0,001027308
May 09, 2019	17.126.700	16.398.000.000	0,001044438

May 08, 2019	17.094.200	16.398.000.000	0,001042456
May 07, 2019	9.502.900	16.398.000.000	0,000579516
May 06, 2019	11.112.900	16.398.000.000	0,000677698
May 03, 2019	12.951.800	16.398.000.000	0,00078984
May 02, 2019	9.854.900	16.398.000.000	0,000600982
Apr 30, 2019	14.678.300	16.398.000.000	0,000895127
Apr 29, 2019	10.973.000	16.398.000.000	0,000669167
Apr 26, 2019	15.379.100	16.398.000.000	0,000937864
Apr 25, 2019	22.018.800	16.398.000.000	0,001342774
Apr 24, 2019	16.112.100	16.398.000.000	0,000982565
Apr 23, 2019	4.495.800	16.398.000.000	0,000274168
Apr 22, 2019	6.272.900	16.398.000.000	0,000382541
Apr 18, 2019	8.981.400	16.398.000.000	0,000547713
Apr 16, 2019	6.176.000	16.398.000.000	0,000376631
Apr 15, 2019	8.701.700	16.398.000.000	0,000530656
Apr 12, 2019	7.128.200	16.398.000.000	0,000434699
Apr 11, 2019	4.494.000	16.398.000.000	0,000274058
Apr 10, 2019	5.280.500	16.398.000.000	0,000322021
Apr 09, 2019	8.559.100	16.398.000.000	0,00052196
Apr 08, 2019	6.632.300	16.398.000.000	0,000404458
Apr 05, 2019	9.393.000	16.398.000.000	0,000572814
Apr 04, 2019	7.629.900	16.398.000.000	0,000465295
Apr 02, 2019	5.760.100	16.398.000.000	0,000351268
Apr 01, 2019	10.672.100	16.398.000.000	0,000650817
Mar 29, 2019	20.057.300	16.398.000.000	0,001223155
Mar 28, 2019	6.588.500	16.398.000.000	0,000401787
Mar 27, 2019	2.700.000	16.398.000.000	0,000164654
Mar 26, 2019	1.803.900	16.398.000.000	0,000110007
Mar 25, 2019	3.859.600	16.398.000.000	0,00023537
Mar 22, 2019	3.949.900	16.398.000.000	0,000240877
Mar 21, 2019	4.095.800	16.398.000.000	0,000249774
Mar 20, 2019	1.735.700	16.398.000.000	0,000105848
Mar 19, 2019	1.969.600	16.398.000.000	0,000120112
Mar 18, 2019	4.510.200	16.398.000.000	0,000275046
Mar 15, 2019	7.837.600	16.398.000.000	0,000477961
Mar 14, 2019	6.759.300	16.398.000.000	0,000412203
Mar 13, 2019	2.244.900	16.398.000.000	0,000136901
Mar 12, 2019	1.900.200	16.398.000.000	0,00011588
Mar 11, 2019	1.239.100	16.398.000.000	7,55641E-05
Mar 08, 2019	3.581.000	16.398.000.000	0,00021838
Mar 06, 2019	3.963.400	16.398.000.000	0,0002417
Mar 05, 2019	5.481.900	16.398.000.000	0,000334303
Mar 04, 2019	4.844.600	16.398.000.000	0,000295438
Mar 01, 2019	4.018.000	16.398.000.000	0,00024503
Feb 28, 2019	11.263.800	16.398.000.000	0,000686901

Feb 27, 2019	7.115.700	16.398.000.000	0,000433937
Feb 26, 2019	12.034.300	16.398.000.000	0,000733888
Feb 25, 2019	5.690.800	16.398.000.000	0,000347042
Feb 22, 2019	11.199.600	16.398.000.000	0,000682986
Feb 21, 2019	8.585.000	16.398.000.000	0,000523539
Feb 20, 2019	10.340.600	16.398.000.000	0,000630601
Feb 19, 2019	3.030.500	16.398.000.000	0,000184809
Feb 18, 2019	3.779.200	16.398.000.000	0,000230467
Feb 15, 2019	6.072.700	16.398.000.000	0,000370332
Feb 14, 2019	7.237.100	16.398.000.000	0,00044134
Feb 13, 2019	5.990.000	16.398.000.000	0,000365288
Feb 12, 2019	12.610.200	16.398.000.000	0,000769008
Feb 11, 2019	7.748.100	16.398.000.000	0,000472503
Feb 08, 2019	9.734.300	16.398.000.000	0,000593627
Feb 07, 2019	10.830.800	16.398.000.000	0,000660495
Feb 06, 2019	14.429.600	16.398.000.000	0,000879961
Feb 04, 2019	14.629.700	16.398.000.000	0,000892164
Feb 01, 2019	17.538.600	16.398.000.000	0,001069557
Jan 31, 2019	40.785.600	16.398.000.000	0,00248723

14. CTRA

Date	Jumlah Saham Yang Diperjual belikan	Jumlah Saham Yang Beredar	VIT
Jul 05, 2019	17.528.500	18.560.303.397	0,000944408
Jul 04, 2019	45.295.700	18.560.303.397	0,002440461
Jul 03, 2019	31.792.400	18.560.303.397	0,001712925
Jul 02, 2019	37.519.600	18.560.303.397	0,002021497
Jul 01, 2019	84.452.200	18.560.303.397	0,004550152
Jun 28, 2019	68.230.100	18.560.303.397	0,003676131
Jun 27, 2019	56.561.900	18.560.303.397	0,003047466
Jun 26, 2019	35.571.700	18.560.303.397	0,001916547
Jun 25, 2019	43.816.900	18.560.303.397	0,002360786
Jun 24, 2019	20.028.700	18.560.303.397	0,001079115
Jun 21, 2019	40.000.400	18.560.303.397	0,002155159
Jun 20, 2019	63.833.400	18.560.303.397	0,003439243
Jun 19, 2019	38.566.300	18.560.303.397	0,002077892
Jun 18, 2019	65.529.900	18.560.303.397	0,003530648
Jun 17, 2019	22.319.700	18.560.303.397	0,00120255
Jun 14, 2019	29.604.400	18.560.303.397	0,001595039
Jun 13, 2019	72.255.000	18.560.303.397	0,003892986
Jun 12, 2019	28.350.800	18.560.303.397	0,001527497
Jun 11, 2019	31.727.200	18.560.303.397	0,001709412
Jun 10, 2019	115.033.900	18.560.303.397	0,006197846

May 31, 2019	32.688.300	18.560.303.397	0,001761194
May 29, 2019	32.291.700	18.560.303.397	0,001739826
May 28, 2019	46.297.700	18.560.303.397	0,002494447
May 27, 2019	36.548.400	18.560.303.397	0,00196917
May 24, 2019	33.998.300	18.560.303.397	0,001831775
May 23, 2019	35.952.500	18.560.303.397	0,001937064
May 22, 2019	11.104.100	18.560.303.397	0,000598271
May 21, 2019	35.286.500	18.560.303.397	0,001901181
May 20, 2019	16.655.400	18.560.303.397	0,000897367
May 17, 2019	13.087.800	18.560.303.397	0,00070515
May 16, 2019	22.373.000	18.560.303.397	0,001205422
May 15, 2019	15.807.700	18.560.303.397	0,000851694
May 14, 2019	29.492.700	18.560.303.397	0,00158902
May 13, 2019	16.735.500	18.560.303.397	0,000901682
May 10, 2019	21.867.700	18.560.303.397	0,001178197
May 09, 2019	23.806.700	18.560.303.397	0,001282668
May 08, 2019	13.993.100	18.560.303.397	0,000753926
May 07, 2019	10.945.900	18.560.303.397	0,000589748
May 06, 2019	14.315.600	18.560.303.397	0,000771302
May 03, 2019	22.709.500	18.560.303.397	0,001223552
May 02, 2019	20.063.300	18.560.303.397	0,001080979
Apr 30, 2019	23.724.100	18.560.303.397	0,001278217
Apr 29, 2019	15.977.600	18.560.303.397	0,000860848
Apr 26, 2019	10.027.300	18.560.303.397	0,000540255
Apr 25, 2019	41.023.900	18.560.303.397	0,002210303
Apr 24, 2019	38.854.000	18.560.303.397	0,002093393
Apr 23, 2019	14.157.200	18.560.303.397	0,000762768
Apr 22, 2019	34.636.100	18.560.303.397	0,001866139
Apr 18, 2019	101.000.700	18.560.303.397	0,005441759
Apr 16, 2019	34.104.200	18.560.303.397	0,001837481
Apr 15, 2019	27.245.200	18.560.303.397	0,001467929
Apr 12, 2019	16.997.100	18.560.303.397	0,000915777
Apr 11, 2019	11.651.400	18.560.303.397	0,000627759
Apr 10, 2019	10.039.200	18.560.303.397	0,000540896
Apr 09, 2019	48.581.900	18.560.303.397	0,002617516
Apr 08, 2019	27.544.300	18.560.303.397	0,001484044
Apr 05, 2019	14.380.600	18.560.303.397	0,000774804
Apr 04, 2019	22.902.500	18.560.303.397	0,001233951
Apr 02, 2019	60.863.700	18.560.303.397	0,003279241
Apr 01, 2019	93.248.400	18.560.303.397	0,005024077
Mar 29, 2019	13.756.600	18.560.303.397	0,000741184
Mar 28, 2019	11.571.000	18.560.303.397	0,000623427
Mar 27, 2019	10.881.800	18.560.303.397	0,000586294
Mar 26, 2019	59.756.200	18.560.303.397	0,00321957
Mar 25, 2019	36.528.000	18.560.303.397	0,001968071

Mar 22, 2019	127.601.900	18.560.303.397	0,00687499
Mar 21, 2019	139.871.500	18.560.303.397	0,007536057
Mar 20, 2019	12.860.400	18.560.303.397	0,000692898
Mar 19, 2019	27.433.600	18.560.303.397	0,001478079
Mar 18, 2019	59.802.400	18.560.303.397	0,003222059
Mar 15, 2019	19.886.900	18.560.303.397	0,001071475
Mar 14, 2019	10.336.900	18.560.303.397	0,000556936
Mar 13, 2019	4.562.100	18.560.303.397	0,000245799
Mar 12, 2019	6.172.600	18.560.303.397	0,00033257
Mar 11, 2019	14.773.400	18.560.303.397	0,000795968
Mar 08, 2019	9.094.600	18.560.303.397	0,000490003
Mar 06, 2019	12.587.700	18.560.303.397	0,000678206
Mar 05, 2019	18.007.100	18.560.303.397	0,000970194
Mar 04, 2019	18.280.300	18.560.303.397	0,000984914
Mar 01, 2019	23.411.800	18.560.303.397	0,001261391
Feb 28, 2019	54.825.900	18.560.303.397	0,002953933
Feb 27, 2019	66.209.000	18.560.303.397	0,003567237
Feb 26, 2019	48.090.800	18.560.303.397	0,002591057
Feb 25, 2019	42.646.800	18.560.303.397	0,002297743
Feb 22, 2019	38.136.400	18.560.303.397	0,002054729
Feb 21, 2019	33.583.800	18.560.303.397	0,001809442
Feb 20, 2019	41.015.200	18.560.303.397	0,002209835
Feb 19, 2019	25.678.100	18.560.303.397	0,001383496
Feb 18, 2019	56.608.300	18.560.303.397	0,003049966
Feb 15, 2019	57.276.000	18.560.303.397	0,003085941
Feb 14, 2019	41.853.300	18.560.303.397	0,00225499
Feb 13, 2019	20.487.300	18.560.303.397	0,001103824
Feb 12, 2019	42.830.200	18.560.303.397	0,002307624
Feb 11, 2019	21.331.600	18.560.303.397	0,001149313
Feb 08, 2019	18.056.000	18.560.303.397	0,000972829
Feb 07, 2019	28.013.100	18.560.303.397	0,001509302
Feb 06, 2019	85.503.100	18.560.303.397	0,004606773
Feb 04, 2019	45.765.300	18.560.303.397	0,002465762
Feb 01, 2019	76.489.500	18.560.303.397	0,004121134
Jan 31, 2019	188.325.100	18.560.303.397	0,010146661

15. ERAA

Date	Jumlah Saham Yang Diperjual belikan	Jumlah Saham Yang Beredar	VIT
Jul 05, 2019	27.311.300	3.190.000.000	0,008561536
Jul 04, 2019	83.782.100	3.190.000.000	0,026263981
Jul 03, 2019	73.676.500	3.190.000.000	0,023096082
Jul 02, 2019	46.538.000	3.190.000.000	0,014588715

Jul 01, 2019	105.182.100	3.190.000.000	0,032972445
Jun 28, 2019	48.051.800	3.190.000.000	0,01506326
Jun 27, 2019	73.735.000	3.190.000.000	0,02311442
Jun 26, 2019	112.404.800	3.190.000.000	0,035236614
Jun 25, 2019	232.087.800	3.190.000.000	0,072754796
Jun 24, 2019	195.799.400	3.190.000.000	0,061379122
Jun 21, 2019	18.567.800	3.190.000.000	0,005820627
Jun 20, 2019	44.344.600	3.190.000.000	0,013901129
Jun 19, 2019	38.566.300	3.190.000.000	0,012089749
Jun 18, 2019	48.283.400	3.190.000.000	0,015135862
Jun 17, 2019	43.322.500	3.190.000.000	0,013580721
Jun 14, 2019	11.424.700	3.190.000.000	0,003581411
Jun 13, 2019	29.639.300	3.190.000.000	0,009291317
Jun 12, 2019	88.737.800	3.190.000.000	0,027817492
Jun 11, 2019	69.660.800	3.190.000.000	0,021837241
Jun 10, 2019	34.669.500	3.190.000.000	0,010868182
May 31, 2019	28.843.300	3.190.000.000	0,009041787
May 29, 2019	26.475.200	3.190.000.000	0,008299436
May 28, 2019	25.880.600	3.190.000.000	0,008113041
May 27, 2019	37.124.400	3.190.000.000	0,011637743
May 24, 2019	35.882.600	3.190.000.000	0,011248464
May 23, 2019	44.392.700	3.190.000.000	0,013916207
May 22, 2019	10.574.600	3.190.000.000	0,003314922
May 21, 2019	34.273.700	3.190.000.000	0,010744107
May 20, 2019	28.233.800	3.190.000.000	0,008850721
May 17, 2019	19.606.200	3.190.000.000	0,006146144
May 16, 2019	25.829.000	3.190.000.000	0,008096865
May 15, 2019	36.703.300	3.190.000.000	0,011505737
May 14, 2019	53.447.200	3.190.000.000	0,016754608
May 13, 2019	70.330.300	3.190.000.000	0,022047116
May 10, 2019	137.101.000	3.190.000.000	0,04297837
May 09, 2019	56.242.500	3.190.000.000	0,017630878
May 08, 2019	46.577.700	3.190.000.000	0,01460116
May 07, 2019	44.569.600	3.190.000.000	0,013971661
May 06, 2019	61.058.900	3.190.000.000	0,019140721
May 03, 2019	115.915.700	3.190.000.000	0,03633721
May 02, 2019	181.937.200	3.190.000.000	0,057033605
Apr 30, 2019	103.805.500	3.190.000.000	0,032540909
Apr 29, 2019	10.806.100	3.190.000.000	0,003387492
Apr 26, 2019	28.062.500	3.190.000.000	0,008797022
Apr 25, 2019	33.260.800	3.190.000.000	0,010426583
Apr 24, 2019	88.628.000	3.190.000.000	0,027783072
Apr 23, 2019	72.519.900	3.190.000.000	0,022733511
Apr 22, 2019	13.834.800	3.190.000.000	0,004336928
Apr 18, 2019	26.360.300	3.190.000.000	0,008263417

Apr 16, 2019	29.545.200	3.190.000.000	0,009261818
Apr 15, 2019	49.791.200	3.190.000.000	0,015608527
Apr 12, 2019	11.140.100	3.190.000.000	0,003492194
Apr 11, 2019	19.484.500	3.190.000.000	0,006107994
Apr 10, 2019	39.834.100	3.190.000.000	0,012487179
Apr 09, 2019	18.724.300	3.190.000.000	0,005869687
Apr 08, 2019	18.544.400	3.190.000.000	0,005813292
Apr 05, 2019	9.933.800	3.190.000.000	0,003114044
Apr 04, 2019	4.478.600	3.190.000.000	0,00140395
Apr 02, 2019	16.250.800	3.190.000.000	0,005094295
Apr 01, 2019	13.253.100	3.190.000.000	0,004154577
Mar 29, 2019	49.379.500	3.190.000.000	0,015479467
Mar 28, 2019	24.901.000	3.190.000.000	0,007805956
Mar 27, 2019	3.160.900	3.190.000.000	0,000990878
Mar 26, 2019	6.503.800	3.190.000.000	0,002038809
Mar 25, 2019	15.741.200	3.190.000.000	0,004934545
Mar 22, 2019	5.683.500	3.190.000.000	0,001781661
Mar 21, 2019	7.005.500	3.190.000.000	0,002196082
Mar 20, 2019	16.954.900	3.190.000.000	0,005315016
Mar 19, 2019	9.453.000	3.190.000.000	0,002963323
Mar 18, 2019	24.751.900	3.190.000.000	0,007759216
Mar 15, 2019	13.463.500	3.190.000.000	0,004220533
Mar 14, 2019	17.356.200	3.190.000.000	0,005440815
Mar 13, 2019	7.780.800	3.190.000.000	0,002439122
Mar 12, 2019	13.501.400	3.190.000.000	0,004232414
Mar 11, 2019	8.492.500	3.190.000.000	0,002662226
Mar 08, 2019	14.773.400	3.190.000.000	0,00463116
Mar 06, 2019	9.722.100	3.190.000.000	0,00304768
Mar 05, 2019	9.517.800	3.190.000.000	0,002983636
Mar 04, 2019	12.080.300	3.190.000.000	0,003786928
Mar 01, 2019	13.770.400	3.190.000.000	0,00431674
Feb 28, 2019	13.573.100	3.190.000.000	0,00425489
Feb 27, 2019	13.164.900	3.190.000.000	0,004126928
Feb 26, 2019	35.726.100	3.190.000.000	0,011199404
Feb 25, 2019	35.762.500	3.190.000.000	0,011210815
Feb 22, 2019	17.733.500	3.190.000.000	0,005559091
Feb 21, 2019	32.702.800	3.190.000.000	0,010251661
Feb 20, 2019	46.794.100	3.190.000.000	0,014668997
Feb 19, 2019	40.648.200	3.190.000.000	0,012742382
Feb 18, 2019	29.794.300	3.190.000.000	0,009339906
Feb 15, 2019	38.755.900	3.190.000.000	0,012149185
Feb 14, 2019	24.386.200	3.190.000.000	0,007644577
Feb 13, 2019	18.713.000	3.190.000.000	0,005866144
Feb 12, 2019	20.406.600	3.190.000.000	0,006397053
Feb 11, 2019	16.250.600	3.190.000.000	0,005094232

Feb 08, 2019	26.481.100	3.190.000.000	0,008301285
Feb 07, 2019	39.477.300	3.190.000.000	0,012375329
Feb 06, 2019	25.108.000	3.190.000.000	0,007870846
Feb 04, 2019	27.249.600	3.190.000.000	0,008542194
Feb 01, 2019	32.153.100	3.190.000.000	0,010079342
Jan 31, 2019	63.666.000	3.190.000.000	0,019957994

16. EXCL

Date	Jumlah Saham Yang Diperjual belikan	Jumlah Saham Yang Beredar	VIT
Jul 05, 2019	8.873.400	10.687.960.423	0,000830224
Jul 04, 2019	7.483.000	10.687.960.423	0,000700134
Jul 03, 2019	7.888.800	10.687.960.423	0,000738102
Jul 02, 2019	4.694.000	10.687.960.423	0,000439186
Jul 01, 2019	7.193.000	10.687.960.423	0,000673
Jun 28, 2019	16.338.700	10.687.960.423	0,001528701
Jun 27, 2019	4.830.300	10.687.960.423	0,000451938
Jun 26, 2019	4.080.800	10.687.960.423	0,000381813
Jun 25, 2019	4.768.200	10.687.960.423	0,000446128
Jun 24, 2019	2.968.700	10.687.960.423	0,000277761
Jun 21, 2019	8.630.700	10.687.960.423	0,000807516
Jun 20, 2019	10.083.200	10.687.960.423	0,000943417
Jun 19, 2019	7.574.200	10.687.960.423	0,000708667
Jun 18, 2019	6.053.800	10.687.960.423	0,000566413
Jun 17, 2019	2.026.100	10.687.960.423	0,000189568
Jun 14, 2019	5.537.200	10.687.960.423	0,000518078
Jun 13, 2019	8.567.800	10.687.960.423	0,000801631
Jun 12, 2019	6.123.100	10.687.960.423	0,000572897
Jun 11, 2019	5.801.400	10.687.960.423	0,000542798
Jun 10, 2019	14.450.100	10.687.960.423	0,001351998
May 31, 2019	20.433.200	10.687.960.423	0,0019111796
May 29, 2019	9.654.100	10.687.960.423	0,000903269
May 28, 2019	4.355.000	10.687.960.423	0,000407468
May 27, 2019	9.575.700	10.687.960.423	0,000895933
May 24, 2019	7.215.000	10.687.960.423	0,000675059
May 23, 2019	10.154.800	10.687.960.423	0,000950116
May 22, 2019	2.000.400	10.687.960.423	0,000187164
May 21, 2019	5.280.300	10.687.960.423	0,000494042
May 20, 2019	9.392.800	10.687.960.423	0,000878821
May 17, 2019	7.490.000	10.687.960.423	0,000700789
May 16, 2019	6.731.200	10.687.960.423	0,000629793
May 15, 2019	14.982.700	10.687.960.423	0,00140183
May 14, 2019	15.250.000	10.687.960.423	0,001426839

May 13, 2019	14.260.300	10.687.960.423	0,00133424
May 10, 2019	15.030.400	10.687.960.423	0,001406293
May 09, 2019	11.767.700	10.687.960.423	0,001101024
May 08, 2019	12.287.700	10.687.960.423	0,001149677
May 07, 2019	43.528.900	10.687.960.423	0,004072704
May 06, 2019	21.344.400	10.687.960.423	0,001997051
May 03, 2019	14.894.300	10.687.960.423	0,001393559
May 02, 2019	11.696.900	10.687.960.423	0,0010944
Apr 30, 2019	9.537.500	10.687.960.423	0,000892359
Apr 29, 2019	12.936.000	10.687.960.423	0,001210334
Apr 26, 2019	7.321.000	10.687.960.423	0,000684976
Apr 25, 2019	6.940.600	10.687.960.423	0,000649385
Apr 24, 2019	11.371.700	10.687.960.423	0,001063973
Apr 23, 2019	28.490.600	10.687.960.423	0,002665672
Apr 22, 2019	34.552.200	10.687.960.423	0,003232815
Apr 18, 2019	33.758.200	10.687.960.423	0,003158526
Apr 16, 2019	19.715.400	10.687.960.423	0,001844636
Apr 15, 2019	10.623.500	10.687.960.423	0,000993969
Apr 12, 2019	25.336.100	10.687.960.423	0,002370527
Apr 11, 2019	12.387.200	10.687.960.423	0,001158986
Apr 10, 2019	5.073.500	10.687.960.423	0,000474693
Apr 09, 2019	6.235.800	10.687.960.423	0,000583442
Apr 08, 2019	7.210.800	10.687.960.423	0,000674666
Apr 05, 2019	5.133.300	10.687.960.423	0,000480288
Apr 04, 2019	4.286.200	10.687.960.423	0,000401031
Apr 02, 2019	4.412.800	10.687.960.423	0,000412876
Apr 01, 2019	8.439.600	10.687.960.423	0,000789636
Mar 29, 2019	2.525.300	10.687.960.423	0,000236275
Mar 28, 2019	6.086.000	10.687.960.423	0,000569426
Mar 27, 2019	5.639.200	10.687.960.423	0,000527622
Mar 26, 2019	8.179.200	10.687.960.423	0,000765272
Mar 25, 2019	8.303.100	10.687.960.423	0,000776865
Mar 22, 2019	2.572.000	10.687.960.423	0,000240645
Mar 21, 2019	10.669.000	10.687.960.423	0,000998226
Mar 20, 2019	13.744.500	10.687.960.423	0,00128598
Mar 19, 2019	10.211.800	10.687.960.423	0,000955449
Mar 18, 2019	21.103.300	10.687.960.423	0,001974493
Mar 15, 2019	12.313.300	10.687.960.423	0,001152072
Mar 14, 2019	8.467.900	10.687.960.423	0,000792284
Mar 13, 2019	35.771.200	10.687.960.423	0,003346869
Mar 12, 2019	11.946.700	10.687.960.423	0,001117772
Mar 11, 2019	11.314.900	10.687.960.423	0,001058658
Mar 08, 2019	20.327.500	10.687.960.423	0,001901906
Mar 06, 2019	3.207.900	10.687.960.423	0,000300141
Mar 05, 2019	14.575.000	10.687.960.423	0,001363684

Mar 04, 2019	9.909.200	10.687.960.423	0,000927137
Mar 01, 2019	23.691.300	10.687.960.423	0,002216634
Feb 28, 2019	28.718.100	10.687.960.423	0,002686958
Feb 27, 2019	22.082.600	10.687.960.423	0,002066119
Feb 26, 2019	31.258.600	10.687.960.423	0,002924655
Feb 25, 2019	11.932.100	10.687.960.423	0,001116406
Feb 22, 2019	14.537.900	10.687.960.423	0,001360213
Feb 21, 2019	16.555.400	10.687.960.423	0,001548977
Feb 20, 2019	30.943.600	10.687.960.423	0,002895183
Feb 19, 2019	59.416.800	10.687.960.423	0,005559227
Feb 18, 2019	95.862.900	10.687.960.423	0,008969242
Feb 15, 2019	211.910.100	10.687.960.423	0,019826991
Feb 14, 2019	43.970.600	10.687.960.423	0,004114031
Feb 13, 2019	15.619.400	10.687.960.423	0,001461401
Feb 12, 2019	21.694.700	10.687.960.423	0,002029826
Feb 11, 2019	23.067.700	10.687.960.423	0,002158288
Feb 08, 2019	21.432.400	10.687.960.423	0,002005284
Feb 07, 2019	28.062.500	10.687.960.423	0,002625618
Feb 06, 2019	40.880.800	10.687.960.423	0,003824939
Feb 04, 2019	16.082.100	10.687.960.423	0,001504693
Feb 01, 2019	10.715.500	10.687.960.423	0,001002577
Jan 31, 2019	11.999.900	10.687.960.423	0,001122749

17. GGRM

Date	Jumlah Saham Yang Diperjual belikan	Jumlah Saham Yang Beredar	VIT
Jul 05, 2019	1.149.300	1.924.088.000	0,000597322
Jul 04, 2019	1.120.600	1.924.088.000	0,000582406
Jul 03, 2019	1.216.100	1.924.088.000	0,00063204
Jul 02, 2019	1.426.500	1.924.088.000	0,00074139
Jul 01, 2019	1.243.300	1.924.088.000	0,000646176
Jun 28, 2019	1.586.300	1.924.088.000	0,000824443
Jun 27, 2019	846.900	1.924.088.000	0,000440157
Jun 26, 2019	1.362.200	1.924.088.000	0,000707972
Jun 25, 2019	1.419.800	1.924.088.000	0,000737908
Jun 24, 2019	839.500	1.924.088.000	0,000436311
Jun 21, 2019	3.378.200	1.924.088.000	0,001755741
Jun 20, 2019	2.448.600	1.924.088.000	0,001272603
Jun 19, 2019	1.055.600	1.924.088.000	0,000548624
Jun 18, 2019	969.700	1.924.088.000	0,000503979
Jun 17, 2019	850.000	1.924.088.000	0,000441768
Jun 14, 2019	1.650.400	1.924.088.000	0,000857757
Jun 13, 2019	647.100	1.924.088.000	0,000336315

Jun 12, 2019	692.800	1.924.088.000	0,000360067
Jun 11, 2019	925.000	1.924.088.000	0,000480747
Jun 10, 2019	1.717.900	1.924.088.000	0,000892839
May 31, 2019	1.488.200	1.924.088.000	0,000773457
May 29, 2019	1.285.600	1.924.088.000	0,000668161
May 28, 2019	2.751.000	1.924.088.000	0,001429768
May 27, 2019	855.200	1.924.088.000	0,00044447
May 24, 2019	999.300	1.924.088.000	0,000519363
May 23, 2019	1.168.100	1.924.088.000	0,000607093
May 22, 2019	1.000.900	1.924.088.000	0,000520195
May 21, 2019	893.600	1.924.088.000	0,000464428
May 20, 2019	599.800	1.924.088.000	0,000311732
May 17, 2019	814.500	1.924.088.000	0,000423317
May 16, 2019	1.056.200	1.924.088.000	0,000548935
May 15, 2019	1.573.700	1.924.088.000	0,000817894
May 14, 2019	1.565.300	1.924.088.000	0,000813528
May 13, 2019	744.400	1.924.088.000	0,000386885
May 10, 2019	1.894.100	1.924.088.000	0,000984414
May 09, 2019	3.000.500	1.924.088.000	0,00155944
May 08, 2019	1.334.300	1.924.088.000	0,000693471
May 07, 2019	1.628.300	1.924.088.000	0,000846271
May 06, 2019	880.700	1.924.088.000	0,000457723
May 03, 2019	1.240.300	1.924.088.000	0,000644617
May 02, 2019	1.547.300	1.924.088.000	0,000804173
Apr 30, 2019	4.244.700	1.924.088.000	0,002206084
Apr 29, 2019	1.945.200	1.924.088.000	0,001010972
Apr 26, 2019	2.553.900	1.924.088.000	0,00132733
Apr 25, 2019	2.074.900	1.924.088.000	0,001078381
Apr 24, 2019	2.809.900	1.924.088.000	0,00146038
Apr 23, 2019	1.332.000	1.924.088.000	0,000692276
Apr 22, 2019	2.534.500	1.924.088.000	0,001317247
Apr 18, 2019	2.601.200	1.924.088.000	0,001351913
Apr 16, 2019	2.142.100	1.924.088.000	0,001113307
Apr 15, 2019	3.949.900	1.924.088.000	0,002052869
Apr 12, 2019	466.400	1.924.088.000	0,000242401
Apr 11, 2019	537.500	1.924.088.000	0,000279353
Apr 10, 2019	1.094.800	1.924.088.000	0,000568997
Apr 09, 2019	891.900	1.924.088.000	0,000463544
Apr 08, 2019	1.295.300	1.924.088.000	0,000673202
Apr 05, 2019	1.532.300	1.924.088.000	0,000796377
Apr 04, 2019	1.287.100	1.924.088.000	0,00066894
Apr 02, 2019	728.200	1.924.088.000	0,000378465
Apr 01, 2019	636.900	1.924.088.000	0,000331014
Mar 29, 2019	688.300	1.924.088.000	0,000357728

Mar 28, 2019	636.500	1.924.088.000	0,000330806
Mar 27, 2019	616.100	1.924.088.000	0,000320204
Mar 26, 2019	965.900	1.924.088.000	0,000502004
Mar 25, 2019	2.259.000	1.924.088.000	0,001174063
Mar 22, 2019	2.068.300	1.924.088.000	0,001074951
Mar 21, 2019	1.419.400	1.924.088.000	0,0007377
Mar 20, 2019	415.500	1.924.088.000	0,000215946
Mar 19, 2019	591.400	1.924.088.000	0,000307366
Mar 18, 2019	153.100	1.924.088.000	7,95702E-05
Mar 15, 2019	447.800	1.924.088.000	0,000232734
Mar 14, 2019	260.600	1.924.088.000	0,000135441
Mar 13, 2019	292.200	1.924.088.000	0,000151864
Mar 12, 2019	422.000	1.924.088.000	0,000219325
Mar 11, 2019	660.000	1.924.088.000	0,00034302
Mar 08, 2019	777.400	1.924.088.000	0,000404036
Mar 06, 2019	1.727.900	1.924.088.000	0,000898036
Mar 05, 2019	1.996.600	1.924.088.000	0,001037686
Mar 04, 2019	3.681.800	1.924.088.000	0,00191353
Mar 01, 2019	2.267.700	1.924.088.000	0,001178584
Feb 28, 2019	1.580.500	1.924.088.000	0,000821428
Feb 27, 2019	1.441.700	1.924.088.000	0,00074929
Feb 26, 2019	974.800	1.924.088.000	0,00050663
Feb 25, 2019	721.200	1.924.088.000	0,000374827
Feb 22, 2019	1.119.700	1.924.088.000	0,000581938
Feb 21, 2019	535.800	1.924.088.000	0,00027847
Feb 20, 2019	841.500	1.924.088.000	0,00043735
Feb 19, 2019	451.400	1.924.088.000	0,000234605
Feb 18, 2019	1.265.600	1.924.088.000	0,000657766
Feb 15, 2019	924.000	1.924.088.000	0,000480228
Feb 14, 2019	1.177.500	1.924.088.000	0,000611978
Feb 13, 2019	1.053.300	1.924.088.000	0,000547428
Feb 12, 2019	813.200	1.924.088.000	0,000422642
Feb 11, 2019	568.100	1.924.088.000	0,000295257
Feb 08, 2019	716.000	1.924.088.000	0,000372124
Feb 07, 2019	514.400	1.924.088.000	0,000267347
Feb 06, 2019	764.000	1.924.088.000	0,000397071
Feb 04, 2019	1.202.300	1.924.088.000	0,000624867
Feb 01, 2019	1.071.800	1.924.088.000	0,000557043
Jan 31, 2019	1.469.400	1.924.088.000	0,000763686

**Lampiran 4. Data VIT Saham Sekuritas LQ45 Periode Estimasi Peristiwa Pertemuan
antara Jokowi dan Prabowo Subianto**

18. HMSP

Date	Jumlah Saham Yang Diperjual belikan	Jumlah Saham Yang Beredar	VIT
Jul 05, 2019	58.543.500	116.318.076.900	0,000503305
Jul 04, 2019	43.866.900	116.318.076.900	0,000377129
Jul 03, 2019	62.420.200	116.318.076.900	0,000536634
Jul 02, 2019	50.937.900	116.318.076.900	0,000437919
Jul 01, 2019	48.696.900	116.318.076.900	0,000418653
Jun 28, 2019	33.433.700	116.318.076.900	0,000287433
Jun 27, 2019	30.199.700	116.318.076.900	0,00025963
Jun 26, 2019	31.288.200	116.318.076.900	0,000268988
Jun 25, 2019	13.036.800	116.318.076.900	0,000112079
Jun 24, 2019	34.371.900	116.318.076.900	0,000295499
Jun 21, 2019	69.208.600	116.318.076.900	0,000594994
Jun 20, 2019	40.740.900	116.318.076.900	0,000350254
Jun 19, 2019	13.888.700	116.318.076.900	0,000119403
Jun 18, 2019	14.422.400	116.318.076.900	0,000123991
Jun 17, 2019	15.221.300	116.318.076.900	0,000130859
Jun 14, 2019	13.824.500	116.318.076.900	0,000118851
Jun 13, 2019	9.675.200	116.318.076.900	8,31788E-05
Jun 12, 2019	17.581.100	116.318.076.900	0,000151147
Jun 11, 2019	17.775.300	116.318.076.900	0,000152816
Jun 10, 2019	20.458.400	116.318.076.900	0,000175883
May 31, 2019	29.721.300	116.318.076.900	0,000255517
May 29, 2019	16.456.400	116.318.076.900	0,000141478
May 28, 2019	51.010.300	116.318.076.900	0,000438541
May 27, 2019	16.812.900	116.318.076.900	0,000144542
May 24, 2019	21.196.600	116.318.076.900	0,00018223
May 23, 2019	18.530.200	116.318.076.900	0,000159306
May 22, 2019	11.146.900	116.318.076.900	9,58312E-05
May 21, 2019	24.828.300	116.318.076.900	0,000213452
May 20, 2019	27.137.700	116.318.076.900	0,000233306
May 17, 2019	21.910.600	116.318.076.900	0,000188368
May 16, 2019	24.181.000	116.318.076.900	0,000207887
May 15, 2019	18.713.800	116.318.076.900	0,000160885
May 14, 2019	26.705.400	116.318.076.900	0,000229589
May 13, 2019	22.691.900	116.318.076.900	0,000195085
May 10, 2019	35.900.800	116.318.076.900	0,000308643
May 09, 2019	66.871.600	116.318.076.900	0,000574903

May 08, 2019	18.926.500	116.318.076.900	0,000162713
May 07, 2019	29.074.700	116.318.076.900	0,000249959
May 06, 2019	9.985.600	116.318.076.900	8,58474E-05
May 03, 2019	23.846.100	116.318.076.900	0,000205008
May 02, 2019	32.408.000	116.318.076.900	0,000278615
Apr 30, 2019	35.654.000	116.318.076.900	0,000306522
Apr 29, 2019	31.802.400	116.318.076.900	0,000273409
Apr 26, 2019	27.689.100	116.318.076.900	0,000238046
Apr 25, 2019	24.610.300	116.318.076.900	0,000211578
Apr 24, 2019	22.979.900	116.318.076.900	0,000197561
Apr 23, 2019	23.759.800	116.318.076.900	0,000204266
Apr 22, 2019	80.193.100	116.318.076.900	0,000689429
Apr 18, 2019	22.691.800	116.318.076.900	0,000195084
Apr 16, 2019	18.791.400	116.318.076.900	0,000161552
Apr 15, 2019	24.871.200	116.318.076.900	0,000213821
Apr 12, 2019	6.651.500	116.318.076.900	5,71837E-05
Apr 11, 2019	12.824.400	116.318.076.900	0,000110253
Apr 10, 2019	10.461.700	116.318.076.900	8,99404E-05
Apr 09, 2019	18.363.300	116.318.076.900	0,000157871
Apr 08, 2019	30.844.700	116.318.076.900	0,000265175
Apr 05, 2019	12.113.000	116.318.076.900	0,000104137
Apr 04, 2019	6.498.500	116.318.076.900	5,58684E-05
Apr 02, 2019	6.912.600	116.318.076.900	5,94284E-05
Apr 01, 2019	6.818.900	116.318.076.900	5,86229E-05
Mar 29, 2019	7.978.200	116.318.076.900	6,85895E-05
Mar 28, 2019	3.549.000	116.318.076.900	3,05112E-05
Mar 27, 2019	3.894.500	116.318.076.900	3,34815E-05
Mar 26, 2019	11.130.400	116.318.076.900	9,56893E-05
Mar 25, 2019	10.878.500	116.318.076.900	9,35237E-05
Mar 22, 2019	14.688.200	116.318.076.900	0,000126276
Mar 21, 2019	8.543.900	116.318.076.900	7,34529E-05
Mar 20, 2019	12.421.900	116.318.076.900	0,000106793
Mar 19, 2019	27.961.000	116.318.076.900	0,000240384
Mar 18, 2019	6.313.000	116.318.076.900	5,42736E-05
Mar 15, 2019	11.214.100	116.318.076.900	9,64089E-05
Mar 14, 2019	4.780.500	116.318.076.900	4,10985E-05
Mar 13, 2019	11.295.400	116.318.076.900	9,71079E-05
Mar 12, 2019	6.566.500	116.318.076.900	5,6453E-05
Mar 11, 2019	5.334.400	116.318.076.900	4,58605E-05
Mar 08, 2019	10.686.300	116.318.076.900	9,18714E-05
Mar 06, 2019	15.311.700	116.318.076.900	0,000131636
Mar 05, 2019	17.675.100	116.318.076.900	0,000151955
Mar 04, 2019	34.185.500	116.318.076.900	0,000293897
Mar 01, 2019	41.805.500	116.318.076.900	0,000359407
Feb 28, 2019	19.092.500	116.318.076.900	0,00016414

Feb 27, 2019	31.034.800	116.318.076.900	0,00026681
Feb 26, 2019	18.226.000	116.318.076.900	0,000156691
Feb 25, 2019	25.793.000	116.318.076.900	0,000221745
Feb 22, 2019	15.981.800	116.318.076.900	0,000137397
Feb 21, 2019	11.596.700	116.318.076.900	9,96982E-05
Feb 20, 2019	23.881.700	116.318.076.900	0,000205314
Feb 19, 2019	9.182.800	116.318.076.900	7,89456E-05
Feb 18, 2019	26.976.200	116.318.076.900	0,000231918
Feb 15, 2019	18.208.400	116.318.076.900	0,00015654
Feb 14, 2019	20.809.800	116.318.076.900	0,000178904
Feb 13, 2019	16.470.200	116.318.076.900	0,000141596
Feb 12, 2019	19.399.200	116.318.076.900	0,000166777
Feb 11, 2019	7.450.700	116.318.076.900	6,40545E-05
Feb 08, 2019	11.098.300	116.318.076.900	9,54134E-05
Feb 07, 2019	10.689.300	116.318.076.900	9,18972E-05
Feb 06, 2019	21.287.200	116.318.076.900	0,000183009
Feb 04, 2019	36.408.400	116.318.076.900	0,000313007
Feb 01, 2019	22.492.800	116.318.076.900	0,000193373
Jan 31, 2019	64.438.300	116.318.076.900	0,000553984

19. ICBP

Date	Jumlah Saham Yang Diperjual belikan	Jumlah Saham Yang Beredar	VIT
Jul 05, 2019	4.857.300	11.661.908.000	0,00041651
Jul 04, 2019	1.186.700	11.661.908.000	0,000101759
Jul 03, 2019	3.023.200	11.661.908.000	0,000259237
Jul 02, 2019	2.919.400	11.661.908.000	0,000250336
Jul 01, 2019	1.810.900	11.661.908.000	0,000155283
Jun 28, 2019	5.163.200	11.661.908.000	0,000442741
Jun 27, 2019	4.233.600	11.661.908.000	0,000363028
Jun 26, 2019	4.283.700	11.661.908.000	0,000367324
Jun 25, 2019	24.636.700	11.661.908.000	0,002112579
Jun 24, 2019	1.975.100	11.661.908.000	0,000169363
Jun 21, 2019	12.671.700	11.661.908.000	0,001086589
Jun 20, 2019	4.722.800	11.661.908.000	0,000404977
Jun 19, 2019	4.624.400	11.661.908.000	0,000396539
Jun 18, 2019	16.228.900	11.661.908.000	0,001391616
Jun 17, 2019	2.591.800	11.661.908.000	0,000222245
Jun 14, 2019	3.172.900	11.661.908.000	0,000272074
Jun 13, 2019	5.328.600	11.661.908.000	0,000456924
Jun 12, 2019	4.065.500	11.661.908.000	0,000348614
Jun 11, 2019	9.200.400	11.661.908.000	0,000788928
Jun 10, 2019	4.458.100	11.661.908.000	0,000382279

May 31, 2019	7.160.600	11.661.908.000	0,000614016
May 29, 2019	3.939.700	11.661.908.000	0,000337826
May 28, 2019	11.469.100	11.661.908.000	0,000983467
May 27, 2019	2.815.700	11.661.908.000	0,000241444
May 24, 2019	2.087.200	11.661.908.000	0,000178976
May 23, 2019	3.942.700	11.661.908.000	0,000338084
May 22, 2019	2.243.500	11.661.908.000	0,000192378
May 21, 2019	2.987.200	11.661.908.000	0,00025615
May 20, 2019	2.840.200	11.661.908.000	0,000243545
May 17, 2019	3.029.000	11.661.908.000	0,000259735
May 16, 2019	5.387.200	11.661.908.000	0,000461948
May 15, 2019	6.269.800	11.661.908.000	0,000537631
May 14, 2019	5.829.500	11.661.908.000	0,000499875
May 13, 2019	5.054.900	11.661.908.000	0,000433454
May 10, 2019	8.510.000	11.661.908.000	0,000729726
May 09, 2019	7.134.000	11.661.908.000	0,000611735
May 08, 2019	4.525.600	11.661.908.000	0,000388067
May 07, 2019	5.647.100	11.661.908.000	0,000484235
May 06, 2019	4.011.200	11.661.908.000	0,000343957
May 03, 2019	7.205.900	11.661.908.000	0,000617901
May 02, 2019	9.553.100	11.661.908.000	0,000819171
Apr 30, 2019	23.070.300	11.661.908.000	0,001978261
Apr 29, 2019	7.772.200	11.661.908.000	0,00066646
Apr 26, 2019	9.330.800	11.661.908.000	0,000800109
Apr 25, 2019	8.457.600	11.661.908.000	0,000725233
Apr 24, 2019	4.551.000	11.661.908.000	0,000390245
Apr 23, 2019	7.391.100	11.661.908.000	0,000633781
Apr 22, 2019	4.508.800	11.661.908.000	0,000386626
Apr 18, 2019	9.814.000	11.661.908.000	0,000841543
Apr 16, 2019	9.366.900	11.661.908.000	0,000803205
Apr 15, 2019	7.383.800	11.661.908.000	0,000633155
Apr 12, 2019	5.680.700	11.661.908.000	0,000487116
Apr 11, 2019	6.438.100	11.661.908.000	0,000552062
Apr 10, 2019	6.151.300	11.661.908.000	0,000527469
Apr 09, 2019	5.422.000	11.661.908.000	0,000464932
Apr 08, 2019	7.669.000	11.661.908.000	0,000657611
Apr 05, 2019	4.860.900	11.661.908.000	0,000416819
Apr 04, 2019	9.460.500	11.661.908.000	0,000811231
Apr 02, 2019	10.437.700	11.661.908.000	0,000895025
Apr 01, 2019	4.725.200	11.661.908.000	0,000405182
Mar 29, 2019	6.738.300	11.661.908.000	0,000577804
Mar 28, 2019	9.427.300	11.661.908.000	0,000808384
Mar 27, 2019	19.033.200	11.661.908.000	0,001632083
Mar 26, 2019	8.418.700	11.661.908.000	0,000721897
Mar 25, 2019	23.557.600	11.661.908.000	0,002020047

Mar 22, 2019	1.489.800	11.661.908.000	0,000127749
Mar 21, 2019	1.341.800	11.661.908.000	0,000115058
Mar 20, 2019	2.728.000	11.661.908.000	0,000233924
Mar 19, 2019	1.519.700	11.661.908.000	0,000130313
Mar 18, 2019	2.640.000	11.661.908.000	0,000226378
Mar 15, 2019	4.923.600	11.661.908.000	0,000422195
Mar 14, 2019	3.788.300	11.661.908.000	0,000324844
Mar 13, 2019	2.021.700	11.661.908.000	0,000173359
Mar 12, 2019	2.133.600	11.661.908.000	0,000182955
Mar 11, 2019	882.300	11.661.908.000	7,56566E-05
Mar 08, 2019	1.951.100	11.661.908.000	0,000167305
Mar 06, 2019	2.877.200	11.661.908.000	0,000246718
Mar 05, 2019	1.656.800	11.661.908.000	0,000142069
Mar 04, 2019	1.743.000	11.661.908.000	0,000149461
Mar 01, 2019	5.823.400	11.661.908.000	0,000499352
Feb 28, 2019	5.742.300	11.661.908.000	0,000492398
Feb 27, 2019	4.188.700	11.661.908.000	0,000359178
Feb 26, 2019	5.769.300	11.661.908.000	0,000494713
Feb 25, 2019	5.233.500	11.661.908.000	0,000448769
Feb 22, 2019	8.520.200	11.661.908.000	0,000730601
Feb 21, 2019	15.449.600	11.661.908.000	0,001324792
Feb 20, 2019	6.394.400	11.661.908.000	0,000548315
Feb 19, 2019	3.472.600	11.661.908.000	0,000297773
Feb 18, 2019	5.625.800	11.661.908.000	0,000482408
Feb 15, 2019	3.255.100	11.661.908.000	0,000279122
Feb 14, 2019	4.307.200	11.661.908.000	0,000369339
Feb 13, 2019	3.454.900	11.661.908.000	0,000296255
Feb 12, 2019	5.405.200	11.661.908.000	0,000463492
Feb 11, 2019	4.834.800	11.661.908.000	0,000414581
Feb 08, 2019	5.670.000	11.661.908.000	0,000486198
Feb 07, 2019	3.523.400	11.661.908.000	0,000302129
Feb 06, 2019	7.406.500	11.661.908.000	0,000635102
Feb 04, 2019	4.469.100	11.661.908.000	0,000383222
Feb 01, 2019	2.471.600	11.661.908.000	0,000211938
Jan 31, 2019	11.009.300	11.661.908.000	0,000944039

20. INCO

Date	Jumlah Saham Yang Diperjual belikan	Jumlah Saham Yang Beredar	VIT
Jul 05, 2019	6.601.900	9.936.338.720	0,00066442
Jul 04, 2019	7.873.200	9.936.338.720	0,000792364
Jul 03, 2019	17.084.700	9.936.338.720	0,001719416
Jul 02, 2019	3.484.900	9.936.338.720	0,000350723

Jul 01, 2019	17.955.500	9.936.338.720	0,001807054
Jun 28, 2019	5.011.700	9.936.338.720	0,000504381
Jun 27, 2019	11.056.000	9.936.338.720	0,001112683
Jun 26, 2019	6.361.800	9.936.338.720	0,000640256
Jun 25, 2019	12.944.600	9.936.338.720	0,001302753
Jun 24, 2019	3.782.800	9.936.338.720	0,000380704
Jun 21, 2019	4.011.500	9.936.338.720	0,00040372
Jun 20, 2019	6.199.700	9.936.338.720	0,000623942
Jun 19, 2019	6.155.100	9.936.338.720	0,000619454
Jun 18, 2019	4.136.600	9.936.338.720	0,00041631
Jun 17, 2019	3.042.200	9.936.338.720	0,000306169
Jun 14, 2019	2.359.200	9.936.338.720	0,000237432
Jun 13, 2019	4.700.200	9.936.338.720	0,000473031
Jun 12, 2019	12.564.700	9.936.338.720	0,00126452
Jun 11, 2019	11.136.300	9.936.338.720	0,001120765
Jun 10, 2019	8.766.500	9.936.338.720	0,000882267
May 31, 2019	4.931.100	9.936.338.720	0,000496269
May 29, 2019	4.810.600	9.936.338.720	0,000484142
May 28, 2019	9.698.100	9.936.338.720	0,000976023
May 27, 2019	12.297.800	9.936.338.720	0,001237659
May 24, 2019	8.450.000	9.936.338.720	0,000850414
May 23, 2019	7.793.100	9.936.338.720	0,000784303
May 22, 2019	5.636.800	9.936.338.720	0,000567291
May 21, 2019	10.487.900	9.936.338.720	0,00105551
May 20, 2019	3.982.400	9.936.338.720	0,000400791
May 17, 2019	6.788.800	9.936.338.720	0,00068323
May 16, 2019	13.422.500	9.936.338.720	0,00135085
May 15, 2019	8.896.300	9.936.338.720	0,00089533
May 14, 2019	10.707.800	9.936.338.720	0,00107764
May 13, 2019	6.805.900	9.936.338.720	0,00068495
May 10, 2019	8.282.000	9.936.338.720	0,000833506
May 09, 2019	8.252.300	9.936.338.720	0,000830517
May 08, 2019	9.170.800	9.936.338.720	0,000922956
May 07, 2019	12.976.100	9.936.338.720	0,001305924
May 06, 2019	4.969.900	9.936.338.720	0,000500174
May 03, 2019	8.567.000	9.936.338.720	0,000862189
May 02, 2019	11.473.200	9.936.338.720	0,001154671
Apr 30, 2019	6.434.800	9.936.338.720	0,000647603
Apr 29, 2019	5.301.900	9.936.338.720	0,000533587
Apr 26, 2019	6.448.400	9.936.338.720	0,000648971
Apr 25, 2019	9.997.100	9.936.338.720	0,001006115
Apr 24, 2019	10.408.700	9.936.338.720	0,001047539
Apr 23, 2019	6.687.600	9.936.338.720	0,000673045
Apr 22, 2019	5.955.900	9.936.338.720	0,000599406
Apr 18, 2019	18.667.800	9.936.338.720	0,00187874

Apr 16, 2019	11.962.900	9.936.338.720	0,001203955
Apr 15, 2019	5.866.400	9.936.338.720	0,000590399
Apr 12, 2019	2.732.900	9.936.338.720	0,000275041
Apr 11, 2019	8.988.700	9.936.338.720	0,000904629
Apr 10, 2019	9.333.600	9.936.338.720	0,00093934
Apr 09, 2019	7.546.600	9.936.338.720	0,000759495
Apr 08, 2019	6.233.900	9.936.338.720	0,000627384
Apr 05, 2019	2.275.800	9.936.338.720	0,000229038
Apr 04, 2019	6.660.300	9.936.338.720	0,000670297
Apr 02, 2019	7.486.500	9.936.338.720	0,000753447
Apr 01, 2019	10.155.200	9.936.338.720	0,001022026
Mar 29, 2019	5.538.000	9.936.338.720	0,000557348
Mar 28, 2019	2.841.900	9.936.338.720	0,000286011
Mar 27, 2019	3.664.600	9.936.338.720	0,000368808
Mar 26, 2019	3.578.500	9.936.338.720	0,000360143
Mar 25, 2019	8.199.600	9.936.338.720	0,000825213
Mar 22, 2019	3.329.700	9.936.338.720	0,000335103
Mar 21, 2019	8.219.900	9.936.338.720	0,000827256
Mar 20, 2019	8.580.100	9.936.338.720	0,000863507
Mar 19, 2019	5.732.000	9.936.338.720	0,000576872
Mar 18, 2019	7.128.000	9.936.338.720	0,000717367
Mar 15, 2019	3.237.300	9.936.338.720	0,000325804
Mar 14, 2019	2.288.700	9.936.338.720	0,000230336
Mar 13, 2019	4.833.400	9.936.338.720	0,000486437
Mar 12, 2019	6.254.800	9.936.338.720	0,000629487
Mar 11, 2019	7.548.300	9.936.338.720	0,000759666
Mar 08, 2019	16.485.600	9.936.338.720	0,001659122
Mar 06, 2019	12.169.400	9.936.338.720	0,001224737
Mar 05, 2019	9.755.900	9.936.338.720	0,000981841
Mar 04, 2019	10.455.900	9.936.338.720	0,001052289
Mar 01, 2019	21.621.400	9.936.338.720	0,002175993
Feb 28, 2019	8.580.700	9.936.338.720	0,000863568
Feb 27, 2019	7.583.700	9.936.338.720	0,000763229
Feb 26, 2019	12.563.400	9.936.338.720	0,001264389
Feb 25, 2019	16.170.800	9.936.338.720	0,00162744
Feb 22, 2019	10.090.400	9.936.338.720	0,001015505
Feb 21, 2019	15.841.100	9.936.338.720	0,001594259
Feb 20, 2019	16.226.200	9.936.338.720	0,001633016
Feb 19, 2019	11.764.000	9.936.338.720	0,001183937
Feb 18, 2019	14.661.000	9.936.338.720	0,001475493
Feb 15, 2019	10.028.600	9.936.338.720	0,001009285
Feb 14, 2019	7.439.800	9.936.338.720	0,000748747
Feb 13, 2019	17.552.800	9.936.338.720	0,001766526
Feb 12, 2019	16.975.900	9.936.338.720	0,001708466
Feb 11, 2019	18.702.100	9.936.338.720	0,001882192

Feb 08, 2019	16.066.200	9.936.338.720	0,001616913
Feb 07, 2019	19.208.100	9.936.338.720	0,001933116
Feb 06, 2019	35.060.000	9.936.338.720	0,003528463
Feb 04, 2019	16.812.400	9.936.338.720	0,001692012
Feb 01, 2019	11.668.400	9.936.338.720	0,001174316
Jan 31, 2019	38.996.600	9.936.338.720	0,003924645

21. INDF

Date	Jumlah Saham Yang Diperjual belikan	Jumlah Saham Yang Beredar	VIT
Jul 05, 2019	3.080.800	8.780.426.500	0,000350871
Jul 04, 2019	1.376.400	8.780.426.500	0,000156758
Jul 03, 2019	4.854.700	8.780.426.500	0,0005529
Jul 02, 2019	6.254.100	8.780.426.500	0,000712277
Jul 01, 2019	3.767.400	8.780.426.500	0,000429068
Jun 28, 2019	4.512.100	8.780.426.500	0,000513882
Jun 27, 2019	5.640.300	8.780.426.500	0,000642372
Jun 26, 2019	4.211.900	8.780.426.500	0,000479692
Jun 25, 2019	3.575.500	8.780.426.500	0,000407213
Jun 24, 2019	3.912.800	8.780.426.500	0,000445628
Jun 21, 2019	15.619.600	8.780.426.500	0,001778911
Jun 20, 2019	6.887.300	8.780.426.500	0,000784392
Jun 19, 2019	4.303.800	8.780.426.500	0,000490158
Jun 18, 2019	11.929.200	8.780.426.500	0,001358613
Jun 17, 2019	8.436.000	8.780.426.500	0,000960773
Jun 14, 2019	9.405.000	8.780.426.500	0,001071132
Jun 13, 2019	10.009.100	8.780.426.500	0,001139933
Jun 12, 2019	9.086.900	8.780.426.500	0,001034904
Jun 11, 2019	14.457.400	8.780.426.500	0,001646549
Jun 10, 2019	16.927.100	8.780.426.500	0,001927822
May 31, 2019	13.993.100	8.780.426.500	0,00159367
May 29, 2019	8.068.500	8.780.426.500	0,000918919
May 28, 2019	18.328.800	8.780.426.500	0,002087461
May 27, 2019	7.857.500	8.780.426.500	0,000894888
May 24, 2019	4.276.100	8.780.426.500	0,000487004
May 23, 2019	5.311.200	8.780.426.500	0,000604891
May 22, 2019	5.867.400	8.780.426.500	0,000668236
May 21, 2019	9.653.100	8.780.426.500	0,001099389
May 20, 2019	7.418.900	8.780.426.500	0,000844936
May 17, 2019	6.890.000	8.780.426.500	0,0007847
May 16, 2019	7.602.800	8.780.426.500	0,00086588
May 15, 2019	8.574.000	8.780.426.500	0,00097649
May 14, 2019	14.284.900	8.780.426.500	0,001626903

May 13, 2019	8.865.100	8.780.426.500	0,001009643
May 10, 2019	8.679.000	8.780.426.500	0,000988449
May 09, 2019	9.143.600	8.780.426.500	0,001041362
May 08, 2019	7.032.200	8.780.426.500	0,000800895
May 07, 2019	6.338.000	8.780.426.500	0,000721833
May 06, 2019	3.462.800	8.780.426.500	0,000394377
May 03, 2019	10.742.200	8.780.426.500	0,001223426
May 02, 2019	17.405.800	8.780.426.500	0,001982341
Apr 30, 2019	50.600.300	8.780.426.500	0,005762852
Apr 29, 2019	4.708.200	8.780.426.500	0,000536215
Apr 26, 2019	5.748.900	8.780.426.500	0,00065474
Apr 25, 2019	7.537.000	8.780.426.500	0,000858387
Apr 24, 2019	4.957.400	8.780.426.500	0,000564597
Apr 23, 2019	5.276.700	8.780.426.500	0,000600962
Apr 22, 2019	7.073.400	8.780.426.500	0,000805587
Apr 18, 2019	20.284.300	8.780.426.500	0,002310173
Apr 16, 2019	7.864.100	8.780.426.500	0,00089564
Apr 15, 2019	18.831.600	8.780.426.500	0,002144725
Apr 12, 2019	16.304.200	8.780.426.500	0,00185688
Apr 11, 2019	22.433.400	8.780.426.500	0,002554933
Apr 10, 2019	4.685.400	8.780.426.500	0,000533619
Apr 09, 2019	3.932.700	8.780.426.500	0,000447894
Apr 08, 2019	5.097.800	8.780.426.500	0,000580587
Apr 05, 2019	7.202.000	8.780.426.500	0,000820234
Apr 04, 2019	11.150.800	8.780.426.500	0,001269961
Apr 02, 2019	9.856.900	8.780.426.500	0,001122599
Apr 01, 2019	9.959.200	8.780.426.500	0,00113425
Mar 29, 2019	17.725.000	8.780.426.500	0,002018695
Mar 28, 2019	10.518.500	8.780.426.500	0,001197949
Mar 27, 2019	23.835.300	8.780.426.500	0,002714595
Mar 26, 2019	10.598.300	8.780.426.500	0,001207037
Mar 25, 2019	33.347.800	8.780.426.500	0,00379797
Mar 22, 2019	2.350.200	8.780.426.500	0,000267664
Mar 21, 2019	3.093.200	8.780.426.500	0,000352284
Mar 20, 2019	2.475.800	8.780.426.500	0,000281968
Mar 19, 2019	3.656.700	8.780.426.500	0,00041646
Mar 18, 2019	3.022.400	8.780.426.500	0,00034422
Mar 15, 2019	6.471.900	8.780.426.500	0,000737083
Mar 14, 2019	3.091.100	8.780.426.500	0,000352044
Mar 13, 2019	4.053.100	8.780.426.500	0,000461606
Mar 12, 2019	4.383.300	8.780.426.500	0,000499213
Mar 11, 2019	2.252.000	8.780.426.500	0,00025648
Mar 08, 2019	4.010.100	8.780.426.500	0,000456709
Mar 06, 2019	7.002.100	8.780.426.500	0,000797467
Mar 05, 2019	5.515.000	8.780.426.500	0,000628102

Mar 04, 2019	4.126.900	8.780.426.500	0,000470011
Mar 01, 2019	15.756.800	8.780.426.500	0,001794537
Feb 28, 2019	18.118.700	8.780.426.500	0,002063533
Feb 27, 2019	6.564.000	8.780.426.500	0,000747572
Feb 26, 2019	4.703.500	8.780.426.500	0,00053568
Feb 25, 2019	3.938.800	8.780.426.500	0,000448589
Feb 22, 2019	6.665.200	8.780.426.500	0,000759098
Feb 21, 2019	5.095.900	8.780.426.500	0,00058037
Feb 20, 2019	6.396.800	8.780.426.500	0,00072853
Feb 19, 2019	2.286.800	8.780.426.500	0,000260443
Feb 18, 2019	3.942.700	8.780.426.500	0,000449033
Feb 15, 2019	4.941.500	8.780.426.500	0,000562786
Feb 14, 2019	6.118.100	8.780.426.500	0,000696788
Feb 13, 2019	9.769.800	8.780.426.500	0,001112679
Feb 12, 2019	8.761.200	8.780.426.500	0,00099781
Feb 11, 2019	5.865.200	8.780.426.500	0,000667986
Feb 08, 2019	9.997.000	8.780.426.500	0,001138555
Feb 07, 2019	9.943.100	8.780.426.500	0,001132417
Feb 06, 2019	11.891.700	8.780.426.500	0,001354342
Feb 04, 2019	13.322.100	8.780.426.500	0,00151725
Feb 01, 2019	12.587.000	8.780.426.500	0,001433529
Jan 31, 2019	15.054.900	8.780.426.500	0,001714598

22. INDY

Date	Jumlah Saham Yang Diperjual belikan	Jumlah Saham Yang Beredar	VIT
Jul 05, 2019	50.843.500	5.210.192.000	0,00975847
Jul 04, 2019	39.516.100	5.210.192.000	0,007584385
Jul 03, 2019	12.363.000	5.210.192.000	0,002372849
Jul 02, 2019	32.226.500	5.210.192.000	0,006185281
Jul 01, 2019	58.288.600	5.210.192.000	0,011187419
Jun 28, 2019	14.194.700	5.210.192.000	0,00272441
Jun 27, 2019	47.155.100	5.210.192.000	0,009050549
Jun 26, 2019	118.578.600	5.210.192.000	0,022758969
Jun 25, 2019	97.370.800	5.210.192.000	0,018688524
Jun 24, 2019	6.456.000	5.210.192.000	0,00123911
Jun 21, 2019	5.609.100	5.210.192.000	0,001076563
Jun 20, 2019	6.384.000	5.210.192.000	0,001225291
Jun 19, 2019	6.063.700	5.210.192.000	0,001163815
Jun 18, 2019	6.527.400	5.210.192.000	0,001252814
Jun 17, 2019	9.267.100	5.210.192.000	0,001778648
Jun 14, 2019	8.718.500	5.210.192.000	0,001673355
Jun 13, 2019	10.407.400	5.210.192.000	0,001997508

Jun 12, 2019	16.753.400	5.210.192.000	0,003215505
Jun 11, 2019	5.360.100	5.210.192.000	0,001028772
Jun 10, 2019	4.181.400	5.210.192.000	0,000802542
May 31, 2019	6.691.400	5.210.192.000	0,00128429
May 29, 2019	7.037.600	5.210.192.000	0,001350737
May 28, 2019	15.607.300	5.210.192.000	0,002995533
May 27, 2019	10.335.600	5.210.192.000	0,001983727
May 24, 2019	18.544.700	5.210.192.000	0,003559312
May 23, 2019	10.278.700	5.210.192.000	0,001972806
May 22, 2019	4.722.200	5.210.192.000	0,000906339
May 21, 2019	9.410.300	5.210.192.000	0,001806133
May 20, 2019	6.494.000	5.210.192.000	0,001246403
May 17, 2019	16.858.200	5.210.192.000	0,00323562
May 16, 2019	16.433.400	5.210.192.000	0,003154087
May 15, 2019	16.531.500	5.210.192.000	0,003172916
May 14, 2019	9.297.200	5.210.192.000	0,001784426
May 13, 2019	7.775.000	5.210.192.000	0,001492267
May 10, 2019	5.199.500	5.210.192.000	0,000997948
May 09, 2019	7.155.400	5.210.192.000	0,001373347
May 08, 2019	7.060.700	5.210.192.000	0,001355171
May 07, 2019	12.279.200	5.210.192.000	0,002356765
May 06, 2019	13.926.500	5.210.192.000	0,002672934
May 03, 2019	11.386.900	5.210.192.000	0,002185505
May 02, 2019	8.535.200	5.210.192.000	0,001638174
Apr 30, 2019	10.588.800	5.210.192.000	0,002032324
Apr 29, 2019	4.273.300	5.210.192.000	0,000820181
Apr 26, 2019	5.605.000	5.210.192.000	0,001075776
Apr 25, 2019	7.414.600	5.210.192.000	0,001423095
Apr 24, 2019	19.887.800	5.210.192.000	0,003817095
Apr 23, 2019	10.252.600	5.210.192.000	0,001967797
Apr 22, 2019	4.629.500	5.210.192.000	0,000888547
Apr 18, 2019	12.588.000	5.210.192.000	0,002416034
Apr 16, 2019	9.372.100	5.210.192.000	0,001798801
Apr 15, 2019	5.835.200	5.210.192.000	0,001119959
Apr 12, 2019	5.107.300	5.210.192.000	0,000980252
Apr 11, 2019	4.934.300	5.210.192.000	0,000947048
Apr 10, 2019	8.735.800	5.210.192.000	0,001676675
Apr 09, 2019	16.905.100	5.210.192.000	0,003244621
Apr 08, 2019	16.402.300	5.210.192.000	0,003148118
Apr 05, 2019	3.994.000	5.210.192.000	0,000766574
Apr 04, 2019	14.690.600	5.210.192.000	0,002819589
Apr 02, 2019	7.462.500	5.210.192.000	0,001432289
Apr 01, 2019	9.859.000	5.210.192.000	0,001892253
Mar 29, 2019	10.256.500	5.210.192.000	0,001968545
Mar 28, 2019	2.931.700	5.210.192.000	0,000562686

Mar 27, 2019	5.930.800	5.210.192.000	0,001138307
Mar 26, 2019	3.280.200	5.210.192.000	0,000629574
Mar 25, 2019	10.343.800	5.210.192.000	0,001985301
Mar 22, 2019	8.733.400	5.210.192.000	0,001676215
Mar 21, 2019	9.059.500	5.210.192.000	0,001738803
Mar 20, 2019	7.798.900	5.210.192.000	0,001496855
Mar 19, 2019	6.751.700	5.210.192.000	0,001295864
Mar 18, 2019	5.444.000	5.210.192.000	0,001044875
Mar 15, 2019	3.780.200	5.210.192.000	0,000725539
Mar 14, 2019	10.865.600	5.210.192.000	0,002085451
Mar 13, 2019	16.496.100	5.210.192.000	0,003166121
Mar 12, 2019	7.874.100	5.210.192.000	0,001511288
Mar 11, 2019	18.485.900	5.210.192.000	0,003548027
Mar 08, 2019	13.888.200	5.210.192.000	0,002665583
Mar 06, 2019	13.260.000	5.210.192.000	0,002545012
Mar 05, 2019	29.632.100	5.210.192.000	0,005687334
Mar 04, 2019	40.142.100	5.210.192.000	0,007704534
Mar 01, 2019	15.926.800	5.210.192.000	0,003056855
Feb 28, 2019	11.736.500	5.210.192.000	0,002252604
Feb 27, 2019	30.254.900	5.210.192.000	0,005806869
Feb 26, 2019	30.316.700	5.210.192.000	0,00581873
Feb 25, 2019	21.772.600	5.210.192.000	0,004178848
Feb 22, 2019	50.870.400	5.210.192.000	0,009763633
Feb 21, 2019	87.774.900	5.210.192.000	0,016846769
Feb 20, 2019	28.137.000	5.210.192.000	0,005400377
Feb 19, 2019	46.255.200	5.210.192.000	0,00887783
Feb 18, 2019	18.682.800	5.210.192.000	0,003585818
Feb 15, 2019	15.417.600	5.210.192.000	0,002959123
Feb 14, 2019	16.503.700	5.210.192.000	0,00316758
Feb 13, 2019	8.680.500	5.210.192.000	0,001666061
Feb 12, 2019	22.483.900	5.210.192.000	0,004315369
Feb 11, 2019	20.831.100	5.210.192.000	0,003998144
Feb 08, 2019	17.396.900	5.210.192.000	0,003339013
Feb 07, 2019	14.953.900	5.210.192.000	0,002870125
Feb 06, 2019	28.297.300	5.210.192.000	0,005431143
Feb 04, 2019	16.169.800	5.210.192.000	0,003103494
Feb 01, 2019	9.661.400	5.210.192.000	0,001854327
Jan 31, 2019	22.120.000	5.210.192.000	0,004245525

**Lampiran 4. Data VIT Saham Sekuritas LQ45 Periode Estimasi Peristiwa Pertemuan
antara Jokowi dan Prabowo Subianto**

23. INKP

Date	Jumlah Saham Yang Diperjual belikan	Jumlah Saham Yang Beredar	VIT
Jul 05, 2019	9.875.300	5.470.982.941	0,001805032
Jul 04, 2019	8.649.700	5.470.982.941	0,001581014
Jul 03, 2019	9.472.600	5.470.982.941	0,001731426
Jul 02, 2019	5.729.700	5.470.982.941	0,001047289
Jul 01, 2019	3.068.500	5.470.982.941	0,000560868
Jun 28, 2019	8.890.800	5.470.982.941	0,001625083
Jun 27, 2019	18.247.800	5.470.982.941	0,003335379
Jun 26, 2019	7.935.400	5.470.982.941	0,001450452
Jun 25, 2019	12.100.000	5.470.982.941	0,002211668
Jun 24, 2019	16.425.000	5.470.982.941	0,003002203
Jun 21, 2019	36.564.800	5.470.982.941	0,006683406
Jun 20, 2019	63.697.500	5.470.982.941	0,011642789
Jun 19, 2019	26.252.200	5.470.982.941	0,004798443
Jun 18, 2019	5.568.600	5.470.982.941	0,001017843
Jun 17, 2019	9.283.700	5.470.982.941	0,001696898
Jun 14, 2019	8.814.600	5.470.982.941	0,001611155
Jun 13, 2019	15.632.500	5.470.982.941	0,002857348
Jun 12, 2019	11.961.300	5.470.982.941	0,002186316
Jun 11, 2019	13.915.600	5.470.982.941	0,002543528
Jun 10, 2019	24.999.300	5.470.982.941	0,004569435
May 31, 2019	21.360.700	5.470.982.941	0,003904362
May 29, 2019	14.269.600	5.470.982.941	0,002608233
May 28, 2019	21.326.800	5.470.982.941	0,003898166
May 27, 2019	7.577.100	5.470.982.941	0,001384961
May 24, 2019	7.768.300	5.470.982.941	0,001419909
May 23, 2019	8.821.500	5.470.982.941	0,001612416
May 22, 2019	8.427.200	5.470.982.941	0,001540345
May 21, 2019	8.984.800	5.470.982.941	0,001642264
May 20, 2019	8.379.500	5.470.982.941	0,001531626
May 17, 2019	5.914.400	5.470.982.941	0,001081049
May 16, 2019	6.304.100	5.470.982.941	0,001152279
May 15, 2019	5.023.500	5.470.982.941	0,000918208
May 14, 2019	8.044.000	5.470.982.941	0,001470303
May 13, 2019	4.173.000	5.470.982.941	0,000762751
May 10, 2019	6.527.200	5.470.982.941	0,001193058

May 09, 2019	9.329.100	5.470.982.941	0,001705196
May 08, 2019	4.273.600	5.470.982.941	0,000781139
May 07, 2019	3.297.200	5.470.982.941	0,00060267
May 06, 2019	4.030.700	5.470.982.941	0,000736741
May 03, 2019	4.744.800	5.470.982.941	0,000867266
May 02, 2019	9.110.600	5.470.982.941	0,001665258
Apr 30, 2019	11.109.000	5.470.982.941	0,002030531
Apr 29, 2019	6.791.700	5.470.982.941	0,001241404
Apr 26, 2019	5.154.100	5.470.982.941	0,000942079
Apr 25, 2019	3.616.900	5.470.982.941	0,000661106
Apr 24, 2019	3.885.100	5.470.982.941	0,000710128
Apr 23, 2019	5.163.600	5.470.982.941	0,000943816
Apr 22, 2019	7.944.600	5.470.982.941	0,001452134
Apr 18, 2019	12.150.800	5.470.982.941	0,002220954
Apr 16, 2019	6.351.700	5.470.982.941	0,00116098
Apr 15, 2019	3.127.500	5.470.982.941	0,000571652
Apr 12, 2019	4.398.500	5.470.982.941	0,000803969
Apr 11, 2019	3.973.100	5.470.982.941	0,000726213
Apr 10, 2019	8.912.700	5.470.982.941	0,001629086
Apr 09, 2019	8.694.300	5.470.982.941	0,001589166
Apr 08, 2019	6.701.500	5.470.982.941	0,001224917
Apr 05, 2019	8.487.800	5.470.982.941	0,001551421
Apr 04, 2019	12.116.600	5.470.982.941	0,002214703
Apr 02, 2019	4.765.200	5.470.982.941	0,000870995
Apr 01, 2019	5.615.700	5.470.982.941	0,001026452
Mar 29, 2019	15.193.600	5.470.982.941	0,002777124
Mar 28, 2019	3.857.100	5.470.982.941	0,00070501
Mar 27, 2019	4.559.500	5.470.982.941	0,000833397
Mar 26, 2019	6.754.100	5.470.982.941	0,001234531
Mar 25, 2019	7.462.200	5.470.982.941	0,00136396
Mar 22, 2019	6.539.000	5.470.982.941	0,001195215
Mar 21, 2019	4.511.900	5.470.982.941	0,000824696
Mar 20, 2019	8.674.900	5.470.982.941	0,00158562
Mar 19, 2019	8.612.200	5.470.982.941	0,00157416
Mar 18, 2019	8.237.700	5.470.982.941	0,001505707
Mar 15, 2019	12.387.200	5.470.982.941	0,002264164
Mar 14, 2019	11.966.400	5.470.982.941	0,002187249
Mar 13, 2019	12.488.500	5.470.982.941	0,002282679
Mar 12, 2019	10.441.800	5.470.982.941	0,001908578
Mar 11, 2019	3.862.500	5.470.982.941	0,000705997
Mar 08, 2019	2.714.400	5.470.982.941	0,000496145
Mar 06, 2019	4.116.700	5.470.982.941	0,000752461
Mar 05, 2019	2.410.000	5.470.982.941	0,000440506
Mar 04, 2019	1.584.300	5.470.982.941	0,000289582
Mar 01, 2019	2.924.500	5.470.982.941	0,000534547

Feb 28, 2019	7.760.800	5.470.982.941	0,001418539
Feb 27, 2019	2.932.800	5.470.982.941	0,000536065
Feb 26, 2019	2.705.800	5.470.982.941	0,000494573
Feb 25, 2019	2.903.200	5.470.982.941	0,000530654
Feb 22, 2019	2.151.200	5.470.982.941	0,000393202
Feb 21, 2019	1.604.500	5.470.982.941	0,000293275
Feb 20, 2019	5.017.500	5.470.982.941	0,000917111
Feb 19, 2019	2.376.900	5.470.982.941	0,000434456
Feb 18, 2019	2.816.000	5.470.982.941	0,000514716
Feb 15, 2019	4.521.300	5.470.982.941	0,000826415
Feb 14, 2019	3.317.500	5.470.982.941	0,000606381
Feb 13, 2019	3.338.800	5.470.982.941	0,000610274
Feb 12, 2019	2.967.500	5.470.982.941	0,000542407
Feb 11, 2019	2.038.300	5.470.982.941	0,000372566
Feb 08, 2019	3.767.700	5.470.982.941	0,00068867
Feb 07, 2019	2.978.600	5.470.982.941	0,000544436
Feb 06, 2019	6.353.500	5.470.982.941	0,001161309
Feb 04, 2019	3.889.600	5.470.982.941	0,000710951
Feb 01, 2019	4.023.000	5.470.982.941	0,000735334
Jan 31, 2019	8.248.600	5.470.982.941	0,0015077

24. INTP

Date	Jumlah Saham Yang Diperjual belikan	Jumlah Saham Yang Beredar	VIT
Jul 05, 2019	1.155.100	3.681.231.699	0,000313781
Jul 04, 2019	1.070.800	3.681.231.699	0,000290881
Jul 03, 2019	1.786.200	3.681.231.699	0,000485218
Jul 02, 2019	2.443.600	3.681.231.699	0,0006638
Jul 01, 2019	2.417.000	3.681.231.699	0,000656574
Jun 28, 2019	2.059.300	3.681.231.699	0,000559405
Jun 27, 2019	1.544.800	3.681.231.699	0,000419642
Jun 26, 2019	1.367.400	3.681.231.699	0,000371452
Jun 25, 2019	1.934.000	3.681.231.699	0,000525368
Jun 24, 2019	901.200	3.681.231.699	0,000244809
Jun 21, 2019	4.552.800	3.681.231.699	0,00123676
Jun 20, 2019	2.586.000	3.681.231.699	0,000702482
Jun 19, 2019	1.803.400	3.681.231.699	0,00048989
Jun 18, 2019	1.254.500	3.681.231.699	0,000340783
Jun 17, 2019	810.500	3.681.231.699	0,000220171
Jun 14, 2019	1.618.800	3.681.231.699	0,000439744
Jun 13, 2019	1.706.700	3.681.231.699	0,000463622
Jun 12, 2019	1.302.800	3.681.231.699	0,000353903
Jun 11, 2019	2.197.800	3.681.231.699	0,000597028

Jun 10, 2019	3.878.500	3.681.231.699	0,001053588
May 31, 2019	4.548.900	3.681.231.699	0,001235701
May 29, 2019	1.823.000	3.681.231.699	0,000495215
May 28, 2019	3.881.800	3.681.231.699	0,001054484
May 27, 2019	2.145.400	3.681.231.699	0,000582794
May 24, 2019	1.453.500	3.681.231.699	0,000394841
May 23, 2019	1.211.300	3.681.231.699	0,000329047
May 22, 2019	896.700	3.681.231.699	0,000243587
May 21, 2019	2.277.200	3.681.231.699	0,000618597
May 20, 2019	2.156.600	3.681.231.699	0,000585837
May 17, 2019	2.763.600	3.681.231.699	0,000750727
May 16, 2019	1.716.500	3.681.231.699	0,000466284
May 15, 2019	2.207.500	3.681.231.699	0,000599663
May 14, 2019	2.142.300	3.681.231.699	0,000581952
May 13, 2019	2.861.200	3.681.231.699	0,00077724
May 10, 2019	3.740.000	3.681.231.699	0,001015964
May 09, 2019	3.418.600	3.681.231.699	0,000928657
May 08, 2019	2.956.500	3.681.231.699	0,000803128
May 07, 2019	1.951.100	3.681.231.699	0,000530013
May 06, 2019	2.149.400	3.681.231.699	0,000583881
May 03, 2019	3.462.300	3.681.231.699	0,000940528
May 02, 2019	3.101.300	3.681.231.699	0,000842463
Apr 30, 2019	2.514.000	3.681.231.699	0,000682924
Apr 29, 2019	1.301.300	3.681.231.699	0,000353496
Apr 26, 2019	1.341.200	3.681.231.699	0,000364335
Apr 25, 2019	3.097.300	3.681.231.699	0,000841376
Apr 24, 2019	1.495.900	3.681.231.699	0,000406359
Apr 23, 2019	3.522.900	3.681.231.699	0,000956989
Apr 22, 2019	1.139.200	3.681.231.699	0,000309462
Apr 18, 2019	2.795.700	3.681.231.699	0,000759447
Apr 16, 2019	1.008.300	3.681.231.699	0,000273903
Apr 15, 2019	1.145.800	3.681.231.699	0,000311255
Apr 12, 2019	1.016.300	3.681.231.699	0,000276076
Apr 11, 2019	473.200	3.681.231.699	0,000128544
Apr 10, 2019	477.700	3.681.231.699	0,000129766
Apr 09, 2019	587.200	3.681.231.699	0,000159512
Apr 08, 2019	441.300	3.681.231.699	0,000119878
Apr 05, 2019	223.500	3.681.231.699	6,07134E-05
Apr 04, 2019	661.700	3.681.231.699	0,00017975
Apr 02, 2019	906.100	3.681.231.699	0,00024614
Apr 01, 2019	2.177.600	3.681.231.699	0,000591541
Mar 29, 2019	1.128.700	3.681.231.699	0,000306609
Mar 28, 2019	1.880.600	3.681.231.699	0,000510862
Mar 27, 2019	1.326.900	3.681.231.699	0,00036045
Mar 26, 2019	1.737.600	3.681.231.699	0,000472016

Mar 25, 2019	1.638.600	3.681.231.699	0,000445123
Mar 22, 2019	1.894.000	3.681.231.699	0,000514502
Mar 21, 2019	4.206.000	3.681.231.699	0,001142552
Mar 20, 2019	774.400	3.681.231.699	0,000210364
Mar 19, 2019	829.300	3.681.231.699	0,000225278
Mar 18, 2019	1.476.400	3.681.231.699	0,000401061
Mar 15, 2019	1.238.800	3.681.231.699	0,000336518
Mar 14, 2019	615.600	3.681.231.699	0,000167227
Mar 13, 2019	489.000	3.681.231.699	0,000132836
Mar 12, 2019	990.000	3.681.231.699	0,000268932
Mar 11, 2019	720.000	3.681.231.699	0,000195587
Mar 08, 2019	1.141.400	3.681.231.699	0,000310059
Mar 06, 2019	1.231.900	3.681.231.699	0,000334643
Mar 05, 2019	706.900	3.681.231.699	0,000192028
Mar 04, 2019	1.225.500	3.681.231.699	0,000332905
Mar 01, 2019	1.397.100	3.681.231.699	0,00037952
Feb 28, 2019	2.116.200	3.681.231.699	0,000574862
Feb 27, 2019	1.651.600	3.681.231.699	0,000448654
Feb 26, 2019	2.175.400	3.681.231.699	0,000590944
Feb 25, 2019	961.900	3.681.231.699	0,000261298
Feb 22, 2019	1.440.400	3.681.231.699	0,000391282
Feb 21, 2019	915.100	3.681.231.699	0,000248585
Feb 20, 2019	1.940.200	3.681.231.699	0,000527052
Feb 19, 2019	1.077.900	3.681.231.699	0,00029281
Feb 18, 2019	929.700	3.681.231.699	0,000252551
Feb 15, 2019	1.073.800	3.681.231.699	0,000291696
Feb 14, 2019	684.600	3.681.231.699	0,00018597
Feb 13, 2019	882.800	3.681.231.699	0,000239811
Feb 12, 2019	1.256.800	3.681.231.699	0,000341407
Feb 11, 2019	595.600	3.681.231.699	0,000161794
Feb 08, 2019	894.800	3.681.231.699	0,000243071
Feb 07, 2019	418.700	3.681.231.699	0,000113739
Feb 06, 2019	1.989.300	3.681.231.699	0,00054039
Feb 04, 2019	766.400	3.681.231.699	0,000208191
Feb 01, 2019	1.038.400	3.681.231.699	0,00028208
Jan 31, 2019	2.692.000	3.681.231.699	0,000731277

**Lampiran 4. Data VIT Saham Sekuritas LQ45 Periode Estimasi Peristiwa Pertemuan
antara Jokowi dan Prabowo Subianto**

25. ITMG

Date	Jumlah Saham Yang Diperjual belikan	Jumlah Saham Yang Beredar	VIT
Jul 05, 2019	1.124.600	1.129.925.000	0,000995287
Jul 04, 2019	775.200	1.129.925.000	0,000686063
Jul 03, 2019	1.466.500	1.129.925.000	0,001297874
Jul 02, 2019	1.534.700	1.129.925.000	0,001358232
Jul 01, 2019	1.015.100	1.129.925.000	0,000898378
Jun 28, 2019	771.300	1.129.925.000	0,000682612
Jun 27, 2019	788.600	1.129.925.000	0,000697922
Jun 26, 2019	2.550.900	1.129.925.000	0,002257583
Jun 25, 2019	2.417.700	1.129.925.000	0,0021397
Jun 24, 2019	1.443.100	1.129.925.000	0,001277164
Jun 21, 2019	1.995.300	1.129.925.000	0,001765869
Jun 20, 2019	1.199.200	1.129.925.000	0,001061309
Jun 19, 2019	1.361.900	1.129.925.000	0,001205301
Jun 18, 2019	1.283.000	1.129.925.000	0,001135474
Jun 17, 2019	1.404.500	1.129.925.000	0,001243003
Jun 14, 2019	2.394.600	1.129.925.000	0,002119256
Jun 13, 2019	970.500	1.129.925.000	0,000858907
Jun 12, 2019	1.159.700	1.129.925.000	0,001026351
Jun 11, 2019	4.352.200	1.129.925.000	0,00385176
Jun 10, 2019	3.941.000	1.129.925.000	0,003487842
May 31, 2019	1.200.500	1.129.925.000	0,00106246
May 29, 2019	1.163.600	1.129.925.000	0,001029803
May 28, 2019	487.800	1.129.925.000	0,00043171
May 27, 2019	390.800	1.129.925.000	0,000345864
May 24, 2019	1.245.500	1.129.925.000	0,001102286
May 23, 2019	1.132.200	1.129.925.000	0,001002013
May 22, 2019	436.100	1.129.925.000	0,000385955
May 21, 2019	763.100	1.129.925.000	0,000675355
May 20, 2019	1.395.700	1.129.925.000	0,001235215
May 17, 2019	1.058.000	1.129.925.000	0,000936345
May 16, 2019	1.495.400	1.129.925.000	0,001323451
May 15, 2019	944.800	1.129.925.000	0,000836162
May 14, 2019	1.201.700	1.129.925.000	0,001063522
May 13, 2019	2.479.800	1.129.925.000	0,002194659
May 10, 2019	2.323.500	1.129.925.000	0,002056331

May 09, 2019	1.751.400	1.129.925.000	0,001550014
May 08, 2019	1.105.200	1.129.925.000	0,000978118
May 07, 2019	1.101.800	1.129.925.000	0,000975109
May 06, 2019	730.300	1.129.925.000	0,000646326
May 03, 2019	2.201.900	1.129.925.000	0,001948713
May 02, 2019	1.836.100	1.129.925.000	0,001624975
Apr 30, 2019	1.715.300	1.129.925.000	0,001518065
Apr 29, 2019	1.087.800	1.129.925.000	0,000962719
Apr 26, 2019	598.800	1.129.925.000	0,000529947
Apr 25, 2019	959.800	1.129.925.000	0,000849437
Apr 24, 2019	915.300	1.129.925.000	0,000810054
Apr 23, 2019	1.363.700	1.129.925.000	0,001206894
Apr 22, 2019	612.900	1.129.925.000	0,000542425
Apr 18, 2019	1.889.300	1.129.925.000	0,001672058
Apr 16, 2019	1.391.700	1.129.925.000	0,001231675
Apr 15, 2019	1.571.800	1.129.925.000	0,001391066
Apr 12, 2019	1.844.800	1.129.925.000	0,001632675
Apr 11, 2019	1.541.700	1.129.925.000	0,001364427
Apr 10, 2019	2.371.200	1.129.925.000	0,002098546
Apr 09, 2019	2.003.400	1.129.925.000	0,001773038
Apr 08, 2019	2.883.100	1.129.925.000	0,002551585
Apr 05, 2019	1.766.500	1.129.925.000	0,001563378
Apr 04, 2019	6.011.700	1.129.925.000	0,005320442
Apr 02, 2019	2.235.900	1.129.925.000	0,001978804
Apr 01, 2019	1.446.400	1.129.925.000	0,001280085
Mar 29, 2019	1.318.500	1.129.925.000	0,001166892
Mar 28, 2019	1.539.200	1.129.925.000	0,001362214
Mar 27, 2019	1.908.200	1.129.925.000	0,001688785
Mar 26, 2019	2.267.000	1.129.925.000	0,002006328
Mar 25, 2019	4.716.300	1.129.925.000	0,004173994
Mar 22, 2019	1.123.400	1.129.925.000	0,000994225
Mar 21, 2019	1.199.000	1.129.925.000	0,001061132
Mar 20, 2019	1.333.200	1.129.925.000	0,001179901
Mar 19, 2019	793.700	1.129.925.000	0,000702436
Mar 18, 2019	662.900	1.129.925.000	0,000586676
Mar 15, 2019	663.000	1.129.925.000	0,000586765
Mar 14, 2019	1.127.700	1.129.925.000	0,000998031
Mar 13, 2019	1.180.800	1.129.925.000	0,001045025
Mar 12, 2019	1.924.500	1.129.925.000	0,00170321
Mar 11, 2019	2.612.500	1.129.925.000	0,0023121
Mar 08, 2019	1.471.800	1.129.925.000	0,001302564
Mar 06, 2019	1.698.300	1.129.925.000	0,00150302
Mar 05, 2019	1.457.400	1.129.925.000	0,00128982
Mar 04, 2019	2.653.500	1.129.925.000	0,002348386
Mar 01, 2019	1.583.100	1.129.925.000	0,001401066

Feb 28, 2019	1.424.700	1.129.925.000	0,00126088
Feb 27, 2019	2.182.000	1.129.925.000	0,001931102
Feb 26, 2019	1.859.400	1.129.925.000	0,001645596
Feb 25, 2019	1.551.700	1.129.925.000	0,001373277
Feb 22, 2019	4.532.500	1.129.925.000	0,004011328
Feb 21, 2019	3.491.400	1.129.925.000	0,00308994
Feb 20, 2019	1.394.100	1.129.925.000	0,001233799
Feb 19, 2019	2.364.100	1.129.925.000	0,002092263
Feb 18, 2019	1.268.000	1.129.925.000	0,001122198
Feb 15, 2019	2.318.800	1.129.925.000	0,002052172
Feb 14, 2019	701.300	1.129.925.000	0,000620661
Feb 13, 2019	1.129.200	1.129.925.000	0,000999358
Feb 12, 2019	1.170.900	1.129.925.000	0,001036263
Feb 11, 2019	2.191.400	1.129.925.000	0,001939421
Feb 08, 2019	1.560.000	1.129.925.000	0,001380623
Feb 07, 2019	1.176.100	1.129.925.000	0,001040866
Feb 06, 2019	885.400	1.129.925.000	0,000783592
Feb 04, 2019	895.100	1.129.925.000	0,000792176
Feb 01, 2019	1.628.900	1.129.925.000	0,0014416
Jan 31, 2019	2.636.700	1.129.925.000	0,002333518

26. JPFA

Date	Jumlah Saham Yang Diperjual belikan	Jumlah Saham Yang Beredar	VIT
Jul 05, 2019	114.683.800	11.726.575.201	0,00977982
Jul 04, 2019	44.477.800	11.726.575.201	0,003792906
Jul 03, 2019	65.194.500	11.726.575.201	0,005559552
Jul 02, 2019	44.088.100	11.726.575.201	0,003759674
Jul 01, 2019	20.749.300	11.726.575.201	0,001769425
Jun 28, 2019	21.873.500	11.726.575.201	0,001865293
Jun 27, 2019	57.220.000	11.726.575.201	0,004879515
Jun 26, 2019	28.509.800	11.726.575.201	0,002431213
Jun 25, 2019	62.352.600	11.726.575.201	0,005317205
Jun 24, 2019	54.541.000	11.726.575.201	0,00465106
Jun 21, 2019	16.722.700	11.726.575.201	0,001426051
Jun 20, 2019	31.067.100	11.726.575.201	0,00264929
Jun 19, 2019	39.701.300	11.726.575.201	0,003385584
Jun 18, 2019	33.579.000	11.726.575.201	0,002863496
Jun 17, 2019	71.682.300	11.726.575.201	0,006112808
Jun 14, 2019	35.339.100	11.726.575.201	0,003013591
Jun 13, 2019	65.397.800	11.726.575.201	0,005576888
Jun 12, 2019	109.327.700	11.726.575.201	0,009323072
Jun 11, 2019	17.888.200	11.726.575.201	0,001525441

Jun 10, 2019	19.594.400	11.726.575.201	0,00167094
May 31, 2019	38.053.700	11.726.575.201	0,003245082
May 29, 2019	21.246.100	11.726.575.201	0,001811791
May 28, 2019	65.673.000	11.726.575.201	0,005600356
May 27, 2019	43.084.700	11.726.575.201	0,003674108
May 24, 2019	39.352.600	11.726.575.201	0,003355848
May 23, 2019	32.561.300	11.726.575.201	0,00277671
May 22, 2019	11.922.600	11.726.575.201	0,001016716
May 21, 2019	38.279.300	11.726.575.201	0,003264321
May 20, 2019	28.117.700	11.726.575.201	0,002397776
May 17, 2019	35.825.300	11.726.575.201	0,003055052
May 16, 2019	33.809.400	11.726.575.201	0,002883144
May 15, 2019	43.320.300	11.726.575.201	0,003694199
May 14, 2019	26.883.000	11.726.575.201	0,002292485
May 13, 2019	24.190.700	11.726.575.201	0,002062896
May 10, 2019	21.691.300	11.726.575.201	0,001849756
May 09, 2019	38.707.300	11.726.575.201	0,003300819
May 08, 2019	48.224.600	11.726.575.201	0,00411242
May 07, 2019	49.694.800	11.726.575.201	0,004237793
May 06, 2019	31.286.300	11.726.575.201	0,002667983
May 03, 2019	51.721.000	11.726.575.201	0,00441058
May 02, 2019	37.267.500	11.726.575.201	0,003178038
Apr 30, 2019	56.927.600	11.726.575.201	0,00485458
Apr 29, 2019	76.304.200	11.726.575.201	0,006506947
Apr 26, 2019	48.038.600	11.726.575.201	0,004096558
Apr 25, 2019	108.226.100	11.726.575.201	0,009229131
Apr 24, 2019	50.616.300	11.726.575.201	0,004316375
Apr 23, 2019	17.743.200	11.726.575.201	0,001513076
Apr 22, 2019	13.360.400	11.726.575.201	0,001139327
Apr 18, 2019	24.047.300	11.726.575.201	0,002050667
Apr 16, 2019	38.590.900	11.726.575.201	0,003290893
Apr 15, 2019	54.861.800	11.726.575.201	0,004678416
Apr 12, 2019	18.249.100	11.726.575.201	0,001556217
Apr 11, 2019	24.133.000	11.726.575.201	0,002057975
Apr 10, 2019	31.874.100	11.726.575.201	0,002718108
Apr 09, 2019	35.505.600	11.726.575.201	0,003027789
Apr 08, 2019	81.668.600	11.726.575.201	0,006964403
Apr 05, 2019	91.641.800	11.726.575.201	0,007814882
Apr 04, 2019	77.405.200	11.726.575.201	0,006600836
Apr 02, 2019	90.793.500	11.726.575.201	0,007742542
Apr 01, 2019	66.630.400	11.726.575.201	0,005682
Mar 29, 2019	161.822.800	11.726.575.201	0,013799664
Mar 28, 2019	77.003.300	11.726.575.201	0,006566563
Mar 27, 2019	11.538.000	11.726.575.201	0,000983919
Mar 26, 2019	11.728.400	11.726.575.201	0,001000156

Mar 25, 2019	35.463.200	11.726.575.201	0,003024174
Mar 22, 2019	5.679.100	11.726.575.201	0,000484293
Mar 21, 2019	17.491.500	11.726.575.201	0,001491612
Mar 20, 2019	23.815.900	11.726.575.201	0,002030934
Mar 19, 2019	30.927.300	11.726.575.201	0,002637368
Mar 18, 2019	29.780.800	11.726.575.201	0,002539599
Mar 15, 2019	29.562.600	11.726.575.201	0,002520992
Mar 14, 2019	137.877.900	11.726.575.201	0,01175773
Mar 13, 2019	78.645.600	11.726.575.201	0,006706613
Mar 12, 2019	12.976.000	11.726.575.201	0,001106546
Mar 11, 2019	28.455.900	11.726.575.201	0,002426616
Mar 08, 2019	25.280.500	11.726.575.201	0,00215583
Mar 06, 2019	43.449.000	11.726.575.201	0,003705174
Mar 05, 2019	44.240.200	11.726.575.201	0,003772645
Mar 04, 2019	43.175.000	11.726.575.201	0,003681808
Mar 01, 2019	60.252.300	11.726.575.201	0,005138099
Feb 28, 2019	56.888.300	11.726.575.201	0,004851229
Feb 27, 2019	59.160.900	11.726.575.201	0,005045028
Feb 26, 2019	70.084.900	11.726.575.201	0,005976587
Feb 25, 2019	21.555.200	11.726.575.201	0,00183815
Feb 22, 2019	71.933.600	11.726.575.201	0,006134238
Feb 21, 2019	101.092.900	11.726.575.201	0,008620838
Feb 20, 2019	72.563.400	11.726.575.201	0,006187945
Feb 19, 2019	101.000.300	11.726.575.201	0,008612941
Feb 18, 2019	42.063.700	11.726.575.201	0,00358704
Feb 15, 2019	11.256.700	11.726.575.201	0,000959931
Feb 14, 2019	9.510.700	11.726.575.201	0,000811038
Feb 13, 2019	15.227.400	11.726.575.201	0,001298538
Feb 12, 2019	10.274.000	11.726.575.201	0,00087613
Feb 11, 2019	10.780.900	11.726.575.201	0,000919356
Feb 08, 2019	14.662.100	11.726.575.201	0,001250331
Feb 07, 2019	17.101.400	11.726.575.201	0,001458346
Feb 06, 2019	8.559.100	11.726.575.201	0,000729889
Feb 04, 2019	15.378.400	11.726.575.201	0,001311414
Feb 01, 2019	10.080.700	11.726.575.201	0,000859646
Jan 31, 2019	17.685.800	11.726.575.201	0,001508181

**Lampiran 4. Data VIT Saham Sekuritas LQ45 Periode Estimasi Peristiwa Pertemuan
antara Jokowi dan Prabowo Subianto**

27. JSMR

Date	Jumlah Saham Yang Diperjual belikan	Jumlah Saham Yang Beredar	VIT
Jul 05, 2019	3.294.500	7.257.871.200	0,000453921
Jul 04, 2019	1.565.800	7.257.871.200	0,000215738
Jul 03, 2019	3.369.100	7.257.871.200	0,000464199
Jul 02, 2019	4.466.100	7.257.871.200	0,000615346
Jul 01, 2019	12.144.000	7.257.871.200	0,001673218
Jun 28, 2019	8.920.600	7.257.871.200	0,001229093
Jun 27, 2019	8.129.400	7.257.871.200	0,00112008
Jun 26, 2019	3.450.100	7.257.871.200	0,00047536
Jun 25, 2019	6.611.700	7.257.871.200	0,00091097
Jun 24, 2019	6.472.100	7.257.871.200	0,000891735
Jun 21, 2019	19.631.200	7.257.871.200	0,002704815
Jun 20, 2019	28.896.300	7.257.871.200	0,003981374
Jun 19, 2019	16.091.400	7.257.871.200	0,002217096
Jun 18, 2019	4.457.300	7.257.871.200	0,000614133
Jun 17, 2019	8.121.800	7.257.871.200	0,001119033
Jun 14, 2019	4.518.200	7.257.871.200	0,000622524
Jun 13, 2019	9.670.800	7.257.871.200	0,001332457
Jun 12, 2019	10.038.500	7.257.871.200	0,001383119
Jun 11, 2019	10.046.000	7.257.871.200	0,001384152
Jun 10, 2019	54.691.200	7.257.871.200	0,007535433
May 31, 2019	10.623.400	7.257.871.200	0,001463707
May 29, 2019	6.159.200	7.257.871.200	0,000848623
May 28, 2019	25.276.600	7.257.871.200	0,003482647
May 27, 2019	7.203.700	7.257.871.200	0,000992536
May 24, 2019	4.220.300	7.257.871.200	0,000581479
May 23, 2019	2.770.100	7.257.871.200	0,000381668
May 22, 2019	1.858.900	7.257.871.200	0,000256122
May 21, 2019	6.904.800	7.257.871.200	0,000951353
May 20, 2019	5.313.600	7.257.871.200	0,000732115
May 17, 2019	2.376.500	7.257.871.200	0,000327438
May 16, 2019	3.252.600	7.257.871.200	0,000448148
May 15, 2019	3.205.500	7.257.871.200	0,000441658
May 14, 2019	6.697.200	7.257.871.200	0,00092275
May 13, 2019	6.812.100	7.257.871.200	0,000938581
May 10, 2019	3.904.000	7.257.871.200	0,000537899
May 09, 2019	4.830.300	7.257.871.200	0,000665526

May 08, 2019	6.404.200	7.257.871.200	0,00088238
May 07, 2019	6.939.500	7.257.871.200	0,000956134
May 06, 2019	7.094.000	7.257.871.200	0,000977422
May 03, 2019	7.831.400	7.257.871.200	0,001079022
May 02, 2019	5.861.700	7.257.871.200	0,000807634
Apr 30, 2019	4.254.300	7.257.871.200	0,000586164
Apr 29, 2019	6.870.000	7.257.871.200	0,000946559
Apr 26, 2019	7.109.200	7.257.871.200	0,000979516
Apr 25, 2019	7.614.200	7.257.871.200	0,001049095
Apr 24, 2019	13.465.300	7.257.871.200	0,001855269
Apr 23, 2019	4.417.900	7.257.871.200	0,000608705
Apr 22, 2019	7.922.500	7.257.871.200	0,001091574
Apr 18, 2019	13.183.500	7.257.871.200	0,001816442
Apr 16, 2019	4.351.900	7.257.871.200	0,000599611
Apr 15, 2019	4.492.300	7.257.871.200	0,000618956
Apr 12, 2019	2.029.700	7.257.871.200	0,000279655
Apr 11, 2019	1.363.400	7.257.871.200	0,000187851
Apr 10, 2019	7.511.100	7.257.871.200	0,00103489
Apr 09, 2019	6.939.200	7.257.871.200	0,000956093
Apr 08, 2019	4.567.000	7.257.871.200	0,000629248
Apr 05, 2019	5.455.600	7.257.871.200	0,00075168
Apr 04, 2019	3.659.300	7.257.871.200	0,000504184
Apr 02, 2019	2.680.800	7.257.871.200	0,000369365
Apr 01, 2019	3.231.000	7.257.871.200	0,000445172
Mar 29, 2019	16.969.500	7.257.871.200	0,002338082
Mar 28, 2019	11.345.500	7.257.871.200	0,001563199
Mar 27, 2019	21.934.700	7.257.871.200	0,003022195
Mar 26, 2019	3.455.500	7.257.871.200	0,000476104
Mar 25, 2019	4.240.900	7.257.871.200	0,000584317
Mar 22, 2019	3.073.200	7.257.871.200	0,00042343
Mar 21, 2019	5.009.700	7.257.871.200	0,000690244
Mar 20, 2019	871.700	7.257.871.200	0,000120104
Mar 19, 2019	1.845.400	7.257.871.200	0,000254262
Mar 18, 2019	3.233.500	7.257.871.200	0,000445516
Mar 15, 2019	5.940.500	7.257.871.200	0,000818491
Mar 14, 2019	1.771.900	7.257.871.200	0,000244135
Mar 13, 2019	2.661.500	7.257.871.200	0,000366705
Mar 12, 2019	1.895.200	7.257.871.200	0,000261123
Mar 11, 2019	4.246.000	7.257.871.200	0,00058502
Mar 08, 2019	5.379.000	7.257.871.200	0,000741126
Mar 06, 2019	2.640.900	7.257.871.200	0,000363867
Mar 05, 2019	5.174.600	7.257.871.200	0,000712964
Mar 04, 2019	6.593.600	7.257.871.200	0,000908476
Mar 01, 2019	9.668.900	7.257.871.200	0,001332195
Feb 28, 2019	7.635.200	7.257.871.200	0,001051989

Feb 27, 2019	18.000.500	7.257.871.200	0,002480135
Feb 26, 2019	4.307.000	7.257.871.200	0,000593425
Feb 25, 2019	5.135.700	7.257.871.200	0,000707604
Feb 22, 2019	5.375.700	7.257.871.200	0,000740672
Feb 21, 2019	2.807.500	7.257.871.200	0,000386821
Feb 20, 2019	4.852.900	7.257.871.200	0,00066864
Feb 19, 2019	3.289.600	7.257.871.200	0,000453246
Feb 18, 2019	4.421.900	7.257.871.200	0,000609256
Feb 15, 2019	5.267.700	7.257.871.200	0,000725791
Feb 14, 2019	5.991.300	7.257.871.200	0,00082549
Feb 13, 2019	10.076.000	7.257.871.200	0,001388286
Feb 12, 2019	9.334.100	7.257.871.200	0,001286066
Feb 11, 2019	2.082.200	7.257.871.200	0,000286889
Feb 08, 2019	9.147.600	7.257.871.200	0,00126037
Feb 07, 2019	14.480.300	7.257.871.200	0,001995117
Feb 06, 2019	16.219.400	7.257.871.200	0,002234732
Feb 04, 2019	3.381.500	7.257.871.200	0,000465908
Feb 01, 2019	4.431.500	7.257.871.200	0,000610578
Jan 31, 2019	9.658.900	7.257.871.200	0,001330817

28. KLBF

Date	Jumlah Saham Yang Diperjual belikan	Jumlah Saham Yang Beredar	VIT
Jul 05, 2019	14.993.200	46.875.122.110	0,000319854
Jul 04, 2019	16.376.300	46.875.122.110	0,00034936
Jul 03, 2019	14.890.400	46.875.122.110	0,000317661
Jul 02, 2019	17.786.600	46.875.122.110	0,000379446
Jul 01, 2019	7.220.600	46.875.122.110	0,000154039
Jun 28, 2019	14.398.600	46.875.122.110	0,000307169
Jun 27, 2019	13.759.800	46.875.122.110	0,000293542
Jun 26, 2019	8.889.400	46.875.122.110	0,00018964
Jun 25, 2019	8.008.100	46.875.122.110	0,000170839
Jun 24, 2019	5.649.800	46.875.122.110	0,000120529
Jun 21, 2019	57.082.300	46.875.122.110	0,001217753
Jun 20, 2019	23.322.700	46.875.122.110	0,00049755
Jun 19, 2019	30.480.000	46.875.122.110	0,000650238
Jun 18, 2019	25.368.700	46.875.122.110	0,000541198
Jun 17, 2019	8.921.600	46.875.122.110	0,000190327
Jun 14, 2019	13.729.000	46.875.122.110	0,000292885
Jun 13, 2019	18.236.400	46.875.122.110	0,000389042
Jun 12, 2019	13.802.100	46.875.122.110	0,000294444
Jun 11, 2019	15.553.200	46.875.122.110	0,000331801
Jun 10, 2019	18.929.100	46.875.122.110	0,00040382

May 31, 2019	47.925.100	46.875.122.110	0,001022399
May 29, 2019	29.183.800	46.875.122.110	0,000622586
May 28, 2019	65.365.400	46.875.122.110	0,001394458
May 27, 2019	17.398.400	46.875.122.110	0,000371165
May 24, 2019	10.313.000	46.875.122.110	0,00022001
May 23, 2019	14.773.900	46.875.122.110	0,000315176
May 22, 2019	9.887.200	46.875.122.110	0,000210926
May 21, 2019	12.531.500	46.875.122.110	0,000267338
May 20, 2019	24.935.600	46.875.122.110	0,000531958
May 17, 2019	33.258.400	46.875.122.110	0,000709511
May 16, 2019	26.297.800	46.875.122.110	0,000561018
May 15, 2019	29.428.800	46.875.122.110	0,000627813
May 14, 2019	31.724.800	46.875.122.110	0,000676794
May 13, 2019	25.711.300	46.875.122.110	0,000548506
May 10, 2019	23.369.200	46.875.122.110	0,000498542
May 09, 2019	34.466.900	46.875.122.110	0,000735292
May 08, 2019	17.486.600	46.875.122.110	0,000373046
May 07, 2019	12.350.500	46.875.122.110	0,000263477
May 06, 2019	28.357.200	46.875.122.110	0,000604952
May 03, 2019	27.461.400	46.875.122.110	0,000585842
May 02, 2019	55.555.500	46.875.122.110	0,001185181
Apr 30, 2019	43.375.800	46.875.122.110	0,000925348
Apr 29, 2019	8.461.500	46.875.122.110	0,000180512
Apr 26, 2019	11.807.000	46.875.122.110	0,000251882
Apr 25, 2019	27.010.100	46.875.122.110	0,000576214
Apr 24, 2019	9.784.600	46.875.122.110	0,000208738
Apr 23, 2019	15.935.500	46.875.122.110	0,000339956
Apr 22, 2019	18.126.300	46.875.122.110	0,000386693
Apr 18, 2019	38.798.400	46.875.122.110	0,000827697
Apr 16, 2019	16.842.400	46.875.122.110	0,000359304
Apr 15, 2019	29.657.600	46.875.122.110	0,000632694
Apr 12, 2019	26.667.100	46.875.122.110	0,000568897
Apr 11, 2019	4.779.500	46.875.122.110	0,000101962
Apr 10, 2019	6.300.600	46.875.122.110	0,000134412
Apr 09, 2019	6.242.500	46.875.122.110	0,000133173
Apr 08, 2019	6.588.200	46.875.122.110	0,000140548
Apr 05, 2019	5.363.700	46.875.122.110	0,000114425
Apr 04, 2019	6.032.500	46.875.122.110	0,000128693
Apr 02, 2019	4.543.700	46.875.122.110	9,6932E-05
Apr 01, 2019	7.441.700	46.875.122.110	0,000158756
Mar 29, 2019	7.590.100	46.875.122.110	0,000161922
Mar 28, 2019	3.251.300	46.875.122.110	6,93609E-05
Mar 27, 2019	4.645.500	46.875.122.110	9,91037E-05
Mar 26, 2019	6.829.100	46.875.122.110	0,000145687
Mar 25, 2019	11.404.500	46.875.122.110	0,000243295

Mar 22, 2019	5.230.200	46.875.122.110	0,000111577
Mar 21, 2019	8.730.400	46.875.122.110	0,000186248
Mar 20, 2019	8.387.600	46.875.122.110	0,000178935
Mar 19, 2019	3.338.000	46.875.122.110	7,12105E-05
Mar 18, 2019	4.608.300	46.875.122.110	9,83101E-05
Mar 15, 2019	16.407.600	46.875.122.110	0,000350028
Mar 14, 2019	10.924.400	46.875.122.110	0,000233053
Mar 13, 2019	3.102.900	46.875.122.110	6,6195E-05
Mar 12, 2019	8.441.800	46.875.122.110	0,000180091
Mar 11, 2019	5.657.800	46.875.122.110	0,000120699
Mar 08, 2019	13.406.000	46.875.122.110	0,000285994
Mar 06, 2019	10.222.000	46.875.122.110	0,000218069
Mar 05, 2019	10.501.300	46.875.122.110	0,000224027
Mar 04, 2019	17.738.800	46.875.122.110	0,000378427
Mar 01, 2019	13.025.800	46.875.122.110	0,000277883
Feb 28, 2019	46.482.400	46.875.122.110	0,000991622
Feb 27, 2019	13.616.000	46.875.122.110	0,000290474
Feb 26, 2019	33.464.200	46.875.122.110	0,000713901
Feb 25, 2019	33.020.800	46.875.122.110	0,000704442
Feb 22, 2019	34.067.200	46.875.122.110	0,000726765
Feb 21, 2019	29.788.200	46.875.122.110	0,00063548
Feb 20, 2019	25.303.700	46.875.122.110	0,000539811
Feb 19, 2019	17.400.900	46.875.122.110	0,000371218
Feb 18, 2019	31.288.900	46.875.122.110	0,000667495
Feb 15, 2019	29.752.800	46.875.122.110	0,000634725
Feb 14, 2019	19.127.000	46.875.122.110	0,000408042
Feb 13, 2019	11.236.800	46.875.122.110	0,000239718
Feb 12, 2019	21.731.100	46.875.122.110	0,000463596
Feb 11, 2019	9.189.800	46.875.122.110	0,000196049
Feb 08, 2019	12.267.000	46.875.122.110	0,000261695
Feb 07, 2019	24.717.700	46.875.122.110	0,00052731
Feb 06, 2019	33.819.200	46.875.122.110	0,000721474
Feb 04, 2019	25.455.800	46.875.122.110	0,000543056
Feb 01, 2019	25.854.900	46.875.122.110	0,00055157
Jan 31, 2019	36.542.300	46.875.122.110	0,000779567

29. LPPF

Date	Jumlah Saham Yang Diperjual belikan	Jumlah Saham Yang Beredar	VIT
Jul 05, 2019	3.025.500	2.804.883.280	0,001078655
Jul 04, 2019	6.376.400	2.804.883.280	0,002273321
Jul 03, 2019	7.113.900	2.804.883.280	0,002536255
Jul 02, 2019	11.748.600	2.804.883.280	0,004188623

Jul 01, 2019	5.521.000	2.804.883.280	0,001968353
Jun 28, 2019	7.920.700	2.804.883.280	0,002823896
Jun 27, 2019	9.803.800	2.804.883.280	0,003495261
Jun 26, 2019	13.736.600	2.804.883.280	0,004897387
Jun 25, 2019	9.904.400	2.804.883.280	0,003531127
Jun 24, 2019	11.459.400	2.804.883.280	0,004085518
Jun 21, 2019	11.810.800	2.804.883.280	0,004210799
Jun 20, 2019	13.152.200	2.804.883.280	0,004689036
Jun 19, 2019	19.438.400	2.804.883.280	0,006930199
Jun 18, 2019	12.698.800	2.804.883.280	0,00452739
Jun 17, 2019	10.129.900	2.804.883.280	0,003611523
Jun 14, 2019	10.719.000	2.804.883.280	0,003821549
Jun 13, 2019	10.968.200	2.804.883.280	0,003910394
Jun 12, 2019	10.984.300	2.804.883.280	0,003916134
Jun 11, 2019	4.814.400	2.804.883.280	0,001716435
Jun 10, 2019	14.719.900	2.804.883.280	0,005247955
May 31, 2019	6.645.500	2.804.883.280	0,002369261
May 29, 2019	10.921.800	2.804.883.280	0,003893852
May 28, 2019	10.615.200	2.804.883.280	0,003784543
May 27, 2019	4.723.900	2.804.883.280	0,00168417
May 24, 2019	6.205.600	2.804.883.280	0,002212427
May 23, 2019	5.485.800	2.804.883.280	0,001955803
May 22, 2019	5.360.800	2.804.883.280	0,001911238
May 21, 2019	13.159.200	2.804.883.280	0,004691532
May 20, 2019	5.753.300	2.804.883.280	0,002051173
May 17, 2019	4.934.200	2.804.883.280	0,001759146
May 16, 2019	4.528.200	2.804.883.280	0,001614399
May 15, 2019	10.485.800	2.804.883.280	0,003738409
May 14, 2019	11.872.900	2.804.883.280	0,004232939
May 13, 2019	13.181.900	2.804.883.280	0,004699625
May 10, 2019	7.929.900	2.804.883.280	0,002827176
May 09, 2019	11.993.300	2.804.883.280	0,004275864
May 08, 2019	13.785.500	2.804.883.280	0,004914821
May 07, 2019	20.215.400	2.804.883.280	0,007207216
May 06, 2019	8.541.400	2.804.883.280	0,003045189
May 03, 2019	12.839.400	2.804.883.280	0,004577517
May 02, 2019	25.554.300	2.804.883.280	0,009110646
Apr 30, 2019	35.362.300	2.804.883.280	0,012607405
Apr 29, 2019	17.856.900	2.804.883.280	0,006366361
Apr 26, 2019	27.287.600	2.804.883.280	0,009728604
Apr 25, 2019	14.873.100	2.804.883.280	0,005302574
Apr 24, 2019	4.666.800	2.804.883.280	0,001663813
Apr 23, 2019	12.456.200	2.804.883.280	0,004440898
Apr 22, 2019	13.196.800	2.804.883.280	0,004704937
Apr 18, 2019	22.854.300	2.804.883.280	0,00814804

Apr 16, 2019	20.902.500	2.804.883.280	0,007452182
Apr 15, 2019	16.261.700	2.804.883.280	0,005797639
Apr 12, 2019	3.192.300	2.804.883.280	0,001138122
Apr 11, 2019	4.265.800	2.804.883.280	0,001520848
Apr 10, 2019	5.442.700	2.804.883.280	0,001940437
Apr 09, 2019	6.776.000	2.804.883.280	0,002415787
Apr 08, 2019	7.618.100	2.804.883.280	0,002716013
Apr 05, 2019	10.330.600	2.804.883.280	0,003683077
Apr 04, 2019	17.055.100	2.804.883.280	0,006080503
Apr 02, 2019	7.116.400	2.804.883.280	0,002537147
Apr 01, 2019	2.904.100	2.804.883.280	0,001035373
Mar 29, 2019	6.797.700	2.804.883.280	0,002423523
Mar 28, 2019	8.836.800	2.804.883.280	0,003150505
Mar 27, 2019	17.608.100	2.804.883.280	0,006277659
Mar 26, 2019	10.496.600	2.804.883.280	0,003742259
Mar 25, 2019	8.086.600	2.804.883.280	0,002883043
Mar 22, 2019	7.488.100	2.804.883.280	0,002669665
Mar 21, 2019	11.861.200	2.804.883.280	0,004228768
Mar 20, 2019	20.558.600	2.804.883.280	0,007329574
Mar 19, 2019	16.359.500	2.804.883.280	0,005832507
Mar 18, 2019	33.253.100	2.804.883.280	0,011855431
Mar 15, 2019	27.635.400	2.804.883.280	0,009852602
Mar 14, 2019	24.945.600	2.804.883.280	0,008893632
Mar 13, 2019	18.931.500	2.804.883.280	0,006749479
Mar 12, 2019	18.145.600	2.804.883.280	0,006469289
Mar 11, 2019	20.996.900	2.804.883.280	0,007485837
Mar 08, 2019	67.640.200	2.804.883.280	0,024115157
Mar 06, 2019	158.543.200	2.804.883.280	0,056523992
Mar 05, 2019	79.643.900	2.804.883.280	0,028394729
Mar 04, 2019	8.262.200	2.804.883.280	0,002945648
Mar 01, 2019	4.791.300	2.804.883.280	0,001708199
Feb 28, 2019	3.967.300	2.804.883.280	0,001414426
Feb 27, 2019	4.795.000	2.804.883.280	0,001709519
Feb 26, 2019	5.423.300	2.804.883.280	0,001933521
Feb 25, 2019	3.509.700	2.804.883.280	0,001251282
Feb 22, 2019	2.841.800	2.804.883.280	0,001013162
Feb 21, 2019	4.633.400	2.804.883.280	0,001651905
Feb 20, 2019	8.217.500	2.804.883.280	0,002929712
Feb 19, 2019	4.060.100	2.804.883.280	0,001447511
Feb 18, 2019	3.441.900	2.804.883.280	0,00122711
Feb 15, 2019	12.049.600	2.804.883.280	0,004295936
Feb 14, 2019	16.142.700	2.804.883.280	0,005755213
Feb 13, 2019	5.486.700	2.804.883.280	0,001956124
Feb 12, 2019	8.582.100	2.804.883.280	0,0030597
Feb 11, 2019	6.967.200	2.804.883.280	0,002483954

Feb 08, 2019	3.186.900	2.804.883.280	0,001136197
Feb 07, 2019	4.253.700	2.804.883.280	0,001516534
Feb 06, 2019	4.180.300	2.804.883.280	0,001490365
Feb 04, 2019	2.931.800	2.804.883.280	0,001045248
Feb 01, 2019	2.939.500	2.804.883.280	0,001047994
Jan 31, 2019	8.226.600	2.804.883.280	0,002932956

30. MEDC

Date	Jumlah Saham Yang Diperjual belikan	Jumlah Saham Yang Beredar	VIT
Jul 05, 2019	9.630.300	17.839.350.278	0,000539835
Jul 04, 2019	7.335.700	17.839.350.278	0,000411209
Jul 03, 2019	27.535.900	17.839.350.278	0,001543548
Jul 02, 2019	34.027.700	17.839.350.278	0,001907452
Jul 01, 2019	71.518.400	17.839.350.278	0,004009025
Jun 28, 2019	12.749.800	17.839.350.278	0,000714701
Jun 27, 2019	18.253.900	17.839.350.278	0,001023238
Jun 26, 2019	63.165.900	17.839.350.278	0,003540818
Jun 25, 2019	49.917.000	17.839.350.278	0,00279814
Jun 24, 2019	18.872.500	17.839.350.278	0,001057914
Jun 21, 2019	53.090.300	17.839.350.278	0,002976022
Jun 20, 2019	21.423.700	17.839.350.278	0,001200924
Jun 19, 2019	21.543.600	17.839.350.278	0,001207645
Jun 18, 2019	13.110.300	17.839.350.278	0,000734909
Jun 17, 2019	7.357.700	17.839.350.278	0,000412442
Jun 14, 2019	13.516.500	17.839.350.278	0,000757679
Jun 13, 2019	15.078.000	17.839.350.278	0,00084521
Jun 12, 2019	8.663.400	17.839.350.278	0,000485634
Jun 11, 2019	13.677.400	17.839.350.278	0,000766698
Jun 10, 2019	15.962.500	17.839.350.278	0,000894792
May 31, 2019	10.777.600	17.839.350.278	0,000604148
May 29, 2019	3.808.200	17.839.350.278	0,000213472
May 28, 2019	34.824.900	17.839.350.278	0,001952139
May 27, 2019	7.680.700	17.839.350.278	0,000430548
May 24, 2019	11.234.300	17.839.350.278	0,000629748
May 23, 2019	21.185.700	17.839.350.278	0,001187582
May 22, 2019	18.244.100	17.839.350.278	0,001022689
May 21, 2019	10.229.600	17.839.350.278	0,000573429
May 20, 2019	20.395.800	17.839.350.278	0,001143304
May 17, 2019	6.640.300	17.839.350.278	0,000372228
May 16, 2019	6.269.700	17.839.350.278	0,000351453
May 15, 2019	6.406.100	17.839.350.278	0,000359099
May 14, 2019	15.562.400	17.839.350.278	0,000872364

May 13, 2019	14.387.900	17.839.350.278	0,000806526
May 10, 2019	15.283.200	17.839.350.278	0,000856713
May 09, 2019	14.105.200	17.839.350.278	0,000790679
May 08, 2019	4.714.000	17.839.350.278	0,000264247
May 07, 2019	9.533.300	17.839.350.278	0,000534397
May 06, 2019	13.797.200	17.839.350.278	0,000773414
May 03, 2019	19.220.200	17.839.350.278	0,001077405
May 02, 2019	12.874.300	17.839.350.278	0,00072168
Apr 30, 2019	6.562.600	17.839.350.278	0,000367872
Apr 29, 2019	14.234.800	17.839.350.278	0,000797944
Apr 26, 2019	5.050.900	17.839.350.278	0,000283133
Apr 25, 2019	13.812.400	17.839.350.278	0,000774266
Apr 24, 2019	15.428.700	17.839.350.278	0,000864869
Apr 23, 2019	75.325.200	17.839.350.278	0,004222418
Apr 22, 2019	33.002.600	17.839.350.278	0,001849989
Apr 18, 2019	9.345.400	17.839.350.278	0,000523864
Apr 16, 2019	10.753.400	17.839.350.278	0,000602791
Apr 15, 2019	5.930.000	17.839.350.278	0,000332411
Apr 12, 2019	9.498.000	17.839.350.278	0,000532418
Apr 11, 2019	8.679.200	17.839.350.278	0,00048652
Apr 10, 2019	33.123.900	17.839.350.278	0,001856788
Apr 09, 2019	8.858.900	17.839.350.278	0,000496593
Apr 08, 2019	22.054.400	17.839.350.278	0,001236278
Apr 05, 2019	13.068.400	17.839.350.278	0,00073256
Apr 04, 2019	9.286.900	17.839.350.278	0,000520585
Apr 02, 2019	19.266.900	17.839.350.278	0,001080023
Apr 01, 2019	11.567.100	17.839.350.278	0,000648404
Mar 29, 2019	10.633.600	17.839.350.278	0,000596076
Mar 28, 2019	7.399.200	17.839.350.278	0,000414768
Mar 27, 2019	19.803.900	17.839.350.278	0,001110125
Mar 26, 2019	16.779.600	17.839.350.278	0,000940595
Mar 25, 2019	20.383.400	17.839.350.278	0,001142609
Mar 22, 2019	23.243.500	17.839.350.278	0,001302934
Mar 21, 2019	42.609.000	17.839.350.278	0,002388484
Mar 20, 2019	14.396.600	17.839.350.278	0,000807014
Mar 19, 2019	8.028.700	17.839.350.278	0,000450056
Mar 18, 2019	15.097.300	17.839.350.278	0,000846292
Mar 15, 2019	17.369.000	17.839.350.278	0,000973634
Mar 14, 2019	37.095.800	17.839.350.278	0,002079437
Mar 13, 2019	8.793.300	17.839.350.278	0,000492916
Mar 12, 2019	14.799.500	17.839.350.278	0,000829599
Mar 11, 2019	7.691.000	17.839.350.278	0,000431126
Mar 08, 2019	20.191.800	17.839.350.278	0,001131869
Mar 06, 2019	14.225.000	17.839.350.278	0,000797395
Mar 05, 2019	21.539.700	17.839.350.278	0,001207426

Mar 04, 2019	25.628.700	17.839.350.278	0,001436639
Mar 01, 2019	25.095.700	17.839.350.278	0,001406761
Feb 28, 2019	18.853.300	17.839.350.278	0,001056838
Feb 27, 2019	14.525.500	17.839.350.278	0,000814239
Feb 26, 2019	45.107.900	17.839.350.278	0,002528562
Feb 25, 2019	32.749.900	17.839.350.278	0,001835824
Feb 22, 2019	38.877.100	17.839.350.278	0,002179289
Feb 21, 2019	84.054.300	17.839.350.278	0,004711735
Feb 20, 2019	30.178.100	17.839.350.278	0,001691659
Feb 19, 2019	45.211.500	17.839.350.278	0,002534369
Feb 18, 2019	107.866.000	17.839.350.278	0,006046521
Feb 15, 2019	46.789.600	17.839.350.278	0,002622831
Feb 14, 2019	34.399.800	17.839.350.278	0,00192831
Feb 13, 2019	60.018.600	17.839.350.278	0,003364394
Feb 12, 2019	51.490.200	17.839.350.278	0,002886327
Feb 11, 2019	44.097.800	17.839.350.278	0,00247194
Feb 08, 2019	72.356.000	17.839.350.278	0,004055977
Feb 07, 2019	85.664.300	17.839.350.278	0,004801985
Feb 06, 2019	31.360.800	17.839.350.278	0,001757956
Feb 04, 2019	38.603.700	17.839.350.278	0,002163963
Feb 01, 2019	41.262.000	17.839.350.278	0,002312977
Jan 31, 2019	122.609.800	17.839.350.278	0,006872997

31. MNCN

Date	Jumlah Saham Yang Diperjual belikan	Jumlah Saham Yang Beredar	VIT
Jul 05, 2019	48.587.000	14.276.103.500	0,00340338
Jul 04, 2019	149.896.400	14.276.103.500	0,010499812
Jul 03, 2019	141.119.400	14.276.103.500	0,009885008
Jul 02, 2019	60.424.800	14.276.103.500	0,004232583
Jul 01, 2019	56.871.100	14.276.103.500	0,003983657
Jun 28, 2019	34.053.000	14.276.103.500	0,002385315
Jun 27, 2019	88.388.100	14.276.103.500	0,006191332
Jun 26, 2019	128.204.800	14.276.103.500	0,008980378
Jun 25, 2019	66.095.900	14.276.103.500	0,004629828
Jun 24, 2019	54.776.000	14.276.103.500	0,003836901
Jun 21, 2019	93.958.500	14.276.103.500	0,006581523
Jun 20, 2019	120.780.500	14.276.103.500	0,008460327
Jun 19, 2019	133.296.700	14.276.103.500	0,009337051
Jun 18, 2019	275.272.900	14.276.103.500	0,019282075
Jun 17, 2019	190.190.400	14.276.103.500	0,013322291
Jun 14, 2019	53.213.100	14.276.103.500	0,003727425
Jun 13, 2019	42.157.500	14.276.103.500	0,002953012

Jun 12, 2019	45.004.400	14.276.103.500	0,003152429
Jun 11, 2019	75.488.500	14.276.103.500	0,005287752
Jun 10, 2019	106.832.600	14.276.103.500	0,007483316
May 31, 2019	42.113.700	14.276.103.500	0,002949944
May 29, 2019	90.824.200	14.276.103.500	0,006361974
May 28, 2019	125.039.400	14.276.103.500	0,00875865
May 27, 2019	72.118.300	14.276.103.500	0,00505168
May 24, 2019	53.052.000	14.276.103.500	0,00371614
May 23, 2019	85.345.400	14.276.103.500	0,0059782
May 22, 2019	24.138.700	14.276.103.500	0,001690847
May 21, 2019	60.274.800	14.276.103.500	0,004222076
May 20, 2019	27.323.600	14.276.103.500	0,00191394
May 17, 2019	33.806.300	14.276.103.500	0,002368034
May 16, 2019	41.292.500	14.276.103.500	0,002892421
May 15, 2019	89.228.600	14.276.103.500	0,006250207
May 14, 2019	90.799.000	14.276.103.500	0,006360209
May 13, 2019	37.853.800	14.276.103.500	0,00265155
May 10, 2019	51.730.400	14.276.103.500	0,003623566
May 09, 2019	63.938.400	14.276.103.500	0,004478701
May 08, 2019	42.899.400	14.276.103.500	0,00300498
May 07, 2019	55.908.400	14.276.103.500	0,003916223
May 06, 2019	29.967.100	14.276.103.500	0,002099109
May 03, 2019	54.173.000	14.276.103.500	0,003794663
May 02, 2019	41.432.000	14.276.103.500	0,002902192
Apr 30, 2019	42.005.100	14.276.103.500	0,002942336
Apr 29, 2019	42.542.700	14.276.103.500	0,002979994
Apr 26, 2019	44.800.700	14.276.103.500	0,00313816
Apr 25, 2019	104.223.300	14.276.103.500	0,007300542
Apr 24, 2019	59.450.100	14.276.103.500	0,004164309
Apr 23, 2019	41.775.400	14.276.103.500	0,002926247
Apr 22, 2019	17.220.900	14.276.103.500	0,001206275
Apr 18, 2019	24.135.000	14.276.103.500	0,001690587
Apr 16, 2019	32.291.500	14.276.103.500	0,002261927
Apr 15, 2019	29.895.900	14.276.103.500	0,002094122
Apr 12, 2019	9.056.500	14.276.103.500	0,000634382
Apr 11, 2019	9.470.300	14.276.103.500	0,000663367
Apr 10, 2019	16.233.600	14.276.103.500	0,001137117
Apr 09, 2019	11.401.600	14.276.103.500	0,000798649
Apr 08, 2019	12.207.600	14.276.103.500	0,000855107
Apr 05, 2019	26.225.600	14.276.103.500	0,001837028
Apr 04, 2019	15.002.700	14.276.103.500	0,001050896
Apr 02, 2019	15.873.100	14.276.103.500	0,001111865
Apr 01, 2019	14.663.600	14.276.103.500	0,001027143
Mar 29, 2019	11.649.200	14.276.103.500	0,000815993
Mar 28, 2019	34.219.000	14.276.103.500	0,002396943

Mar 27, 2019	32.390.400	14.276.103.500	0,002268854
Mar 26, 2019	23.463.200	14.276.103.500	0,00164353
Mar 25, 2019	22.203.600	14.276.103.500	0,001555298
Mar 22, 2019	19.332.300	14.276.103.500	0,001354172
Mar 21, 2019	58.149.800	14.276.103.500	0,004073226
Mar 20, 2019	14.890.300	14.276.103.500	0,001043023
Mar 19, 2019	8.202.800	14.276.103.500	0,000574583
Mar 18, 2019	18.643.700	14.276.103.500	0,001305938
Mar 15, 2019	23.289.600	14.276.103.500	0,00163137
Mar 14, 2019	6.199.900	14.276.103.500	0,000434285
Mar 13, 2019	9.751.500	14.276.103.500	0,000683065
Mar 12, 2019	10.808.200	14.276.103.500	0,000757083
Mar 11, 2019	18.901.800	14.276.103.500	0,001324017
Mar 08, 2019	32.479.300	14.276.103.500	0,002275082
Mar 06, 2019	23.057.500	14.276.103.500	0,001615112
Mar 05, 2019	19.153.100	14.276.103.500	0,00134162
Mar 04, 2019	21.803.800	14.276.103.500	0,001527293
Mar 01, 2019	13.703.900	14.276.103.500	0,000959919
Feb 28, 2019	27.585.200	14.276.103.500	0,001932264
Feb 27, 2019	56.963.900	14.276.103.500	0,003990157
Feb 26, 2019	33.823.400	14.276.103.500	0,002369232
Feb 25, 2019	20.316.400	14.276.103.500	0,001423105
Feb 22, 2019	24.781.100	14.276.103.500	0,001735845
Feb 21, 2019	47.213.800	14.276.103.500	0,003307191
Feb 20, 2019	76.886.800	14.276.103.500	0,005385699
Feb 19, 2019	42.626.000	14.276.103.500	0,002985829
Feb 18, 2019	92.497.900	14.276.103.500	0,006479212
Feb 15, 2019	150.649.400	14.276.103.500	0,010552557
Feb 14, 2019	32.882.500	14.276.103.500	0,002303325
Feb 13, 2019	7.462.800	14.276.103.500	0,000522748
Feb 12, 2019	25.774.600	14.276.103.500	0,001805437
Feb 11, 2019	35.983.500	14.276.103.500	0,002520541
Feb 08, 2019	10.535.600	14.276.103.500	0,000737988
Feb 07, 2019	18.967.600	14.276.103.500	0,001328626
Feb 06, 2019	32.945.500	14.276.103.500	0,002307738
Feb 04, 2019	10.479.400	14.276.103.500	0,000734052
Feb 01, 2019	16.912.900	14.276.103.500	0,0011847
Jan 31, 2019	28.101.500	14.276.103.500	0,001968429

**Lampiran 4. Data VIT Saham Sekuritas LQ45 Periode Estimasi Peristiwa Pertemuan
antara Jokowi dan Prabowo Subianto**

32. PGAS

Date	Jumlah Saham Yang Diperjual belikan	Jumlah Saham Yang Beredar	VIT
Jul 05, 2019	22.834.400	24.241.508.196	0,000941955
Jul 04, 2019	28.607.000	24.241.508.196	0,001180083
Jul 03, 2019	34.461.200	24.241.508.196	0,001421578
Jul 02, 2019	30.127.600	24.241.508.196	0,00124281
Jul 01, 2019	36.817.400	24.241.508.196	0,001518775
Jun 28, 2019	56.786.200	24.241.508.196	0,002342519
Jun 27, 2019	53.061.700	24.241.508.196	0,002188878
Jun 26, 2019	180.307.400	24.241.508.196	0,007437961
Jun 25, 2019	43.772.700	24.241.508.196	0,001805692
Jun 24, 2019	21.986.900	24.241.508.196	0,000906994
Jun 21, 2019	110.027.900	24.241.508.196	0,004538822
Jun 20, 2019	46.589.900	24.241.508.196	0,001921906
Jun 19, 2019	96.047.100	24.241.508.196	0,003962093
Jun 18, 2019	42.834.100	24.241.508.196	0,001766973
Jun 17, 2019	21.744.100	24.241.508.196	0,000896978
Jun 14, 2019	31.484.100	24.241.508.196	0,001298768
Jun 13, 2019	40.124.600	24.241.508.196	0,001655202
Jun 12, 2019	35.512.100	24.241.508.196	0,001464929
Jun 11, 2019	66.010.500	24.241.508.196	0,002723036
Jun 10, 2019	49.072.700	24.241.508.196	0,002024325
May 31, 2019	77.589.900	24.241.508.196	0,003200704
May 29, 2019	50.717.800	24.241.508.196	0,002092188
May 28, 2019	93.654.300	24.241.508.196	0,003863386
May 27, 2019	67.501.900	24.241.508.196	0,002784559
May 24, 2019	32.618.000	24.241.508.196	0,001345543
May 23, 2019	34.683.600	24.241.508.196	0,001430753
May 22, 2019	16.200.100	24.241.508.196	0,000668279
May 21, 2019	34.267.400	24.241.508.196	0,001413584
May 20, 2019	34.115.000	24.241.508.196	0,001407297
May 17, 2019	26.865.000	24.241.508.196	0,001108223
May 16, 2019	36.411.100	24.241.508.196	0,001502015
May 15, 2019	37.145.300	24.241.508.196	0,001532302
May 14, 2019	47.625.500	24.241.508.196	0,001964626
May 13, 2019	28.799.400	24.241.508.196	0,00118802
May 10, 2019	62.323.200	24.241.508.196	0,002570929

May 09, 2019	69.308.000	24.241.508.196	0,002859063
May 08, 2019	44.657.600	24.241.508.196	0,001842196
May 07, 2019	34.568.900	24.241.508.196	0,001426021
May 06, 2019	30.485.500	24.241.508.196	0,001257574
May 03, 2019	25.116.200	24.241.508.196	0,001036082
May 02, 2019	38.083.700	24.241.508.196	0,001571012
Apr 30, 2019	27.626.200	24.241.508.196	0,001139624
Apr 29, 2019	29.290.100	24.241.508.196	0,001208262
Apr 26, 2019	17.017.200	24.241.508.196	0,000701986
Apr 25, 2019	21.150.500	24.241.508.196	0,000872491
Apr 24, 2019	20.785.100	24.241.508.196	0,000857418
Apr 23, 2019	42.993.500	24.241.508.196	0,001773549
Apr 22, 2019	27.516.600	24.241.508.196	0,001135103
Apr 18, 2019	58.635.000	24.241.508.196	0,002418785
Apr 16, 2019	62.610.400	24.241.508.196	0,002582777
Apr 15, 2019	19.146.800	24.241.508.196	0,000789835
Apr 12, 2019	12.170.200	24.241.508.196	0,00050204
Apr 11, 2019	19.848.100	24.241.508.196	0,000818765
Apr 10, 2019	22.316.100	24.241.508.196	0,000920574
Apr 09, 2019	22.725.900	24.241.508.196	0,000937479
Apr 08, 2019	29.013.800	24.241.508.196	0,001196864
Apr 05, 2019	15.034.200	24.241.508.196	0,000620184
Apr 04, 2019	29.508.300	24.241.508.196	0,001217263
Apr 02, 2019	79.018.800	24.241.508.196	0,003259649
Apr 01, 2019	13.943.400	24.241.508.196	0,000575187
Mar 29, 2019	26.530.900	24.241.508.196	0,001094441
Mar 28, 2019	16.682.800	24.241.508.196	0,000688192
Mar 27, 2019	17.568.800	24.241.508.196	0,00072474
Mar 26, 2019	32.221.100	24.241.508.196	0,001329171
Mar 25, 2019	34.887.000	24.241.508.196	0,001439143
Mar 22, 2019	24.890.000	24.241.508.196	0,001026751
Mar 21, 2019	42.119.900	24.241.508.196	0,001737512
Mar 20, 2019	26.394.400	24.241.508.196	0,00108881
Mar 19, 2019	9.266.000	24.241.508.196	0,000382237
Mar 18, 2019	23.432.800	24.241.508.196	0,00096664
Mar 15, 2019	63.940.300	24.241.508.196	0,002637637
Mar 14, 2019	31.074.100	24.241.508.196	0,001281855
Mar 13, 2019	38.996.700	24.241.508.196	0,001608675
Mar 12, 2019	56.213.200	24.241.508.196	0,002318882
Mar 11, 2019	49.305.000	24.241.508.196	0,002033908
Mar 08, 2019	46.157.300	24.241.508.196	0,001904061
Mar 06, 2019	50.326.700	24.241.508.196	0,002076055
Mar 05, 2019	64.170.500	24.241.508.196	0,002647133
Mar 04, 2019	48.224.000	24.241.508.196	0,001989315
Mar 01, 2019	53.402.000	24.241.508.196	0,002202916

Feb 28, 2019	51.932.800	24.241.508.196	0,002142309
Feb 27, 2019	55.344.400	24.241.508.196	0,002283043
Feb 26, 2019	47.724.400	24.241.508.196	0,001968706
Feb 25, 2019	40.430.900	24.241.508.196	0,001667838
Feb 22, 2019	122.010.600	24.241.508.196	0,005033127
Feb 21, 2019	190.214.200	24.241.508.196	0,007846632
Feb 20, 2019	40.394.100	24.241.508.196	0,00166632
Feb 19, 2019	24.781.000	24.241.508.196	0,001022255
Feb 18, 2019	56.773.400	24.241.508.196	0,002341991
Feb 15, 2019	36.193.500	24.241.508.196	0,001493038
Feb 14, 2019	75.976.300	24.241.508.196	0,003134141
Feb 13, 2019	107.938.300	24.241.508.196	0,004452623
Feb 12, 2019	104.665.600	24.241.508.196	0,004317619
Feb 11, 2019	49.760.700	24.241.508.196	0,002052706
Feb 08, 2019	37.758.100	24.241.508.196	0,00155758
Feb 07, 2019	62.380.600	24.241.508.196	0,002573297
Feb 06, 2019	55.772.200	24.241.508.196	0,00230069
Feb 04, 2019	47.049.300	24.241.508.196	0,001940857
Feb 01, 2019	59.923.800	24.241.508.196	0,00247195
Jan 31, 2019	140.415.000	24.241.508.196	0,005792338

33. PTBA

Date	Jumlah Saham Yang Diperjual belikan	Jumlah Saham Yang Beredar	VIT
Jul 05, 2019	43.347.900	11.520.659.250	0,003762623
Jul 04, 2019	16.206.700	11.520.659.250	0,001406751
Jul 03, 2019	25.327.500	11.520.659.250	0,002198442
Jul 02, 2019	36.968.600	11.520.659.250	0,003208896
Jul 01, 2019	46.328.600	11.520.659.250	0,00402135
Jun 28, 2019	26.468.300	11.520.659.250	0,002297464
Jun 27, 2019	32.033.900	11.520.659.250	0,002780561
Jun 26, 2019	78.050.500	11.520.659.250	0,006774829
Jun 25, 2019	70.032.300	11.520.659.250	0,006078845
Jun 24, 2019	9.595.800	11.520.659.250	0,000832921
Jun 21, 2019	27.930.000	11.520.659.250	0,00242434
Jun 20, 2019	17.671.700	11.520.659.250	0,001533914
Jun 19, 2019	23.615.500	11.520.659.250	0,002049839
Jun 18, 2019	28.509.100	11.520.659.250	0,002474607
Jun 17, 2019	16.575.500	11.520.659.250	0,001438763
Jun 14, 2019	29.226.200	11.520.659.250	0,002536851
Jun 13, 2019	36.078.500	11.520.659.250	0,003131635
Jun 12, 2019	45.497.800	11.520.659.250	0,003949236
Jun 11, 2019	30.082.300	11.520.659.250	0,002611161

Jun 10, 2019	70.543.500	11.520.659.250	0,006123217
May 31, 2019	42.958.800	11.520.659.250	0,003728849
May 29, 2019	27.637.200	11.520.659.250	0,002398925
May 28, 2019	63.191.500	11.520.659.250	0,005485059
May 27, 2019	20.297.400	11.520.659.250	0,001761826
May 24, 2019	31.992.900	11.520.659.250	0,002777003
May 23, 2019	44.323.400	11.520.659.250	0,003847297
May 22, 2019	23.406.500	11.520.659.250	0,002031698
May 21, 2019	35.060.000	11.520.659.250	0,003043229
May 20, 2019	48.074.300	11.520.659.250	0,004172878
May 17, 2019	36.491.200	11.520.659.250	0,003167458
May 16, 2019	30.683.700	11.520.659.250	0,002663363
May 15, 2019	35.715.000	11.520.659.250	0,003100083
May 14, 2019	55.003.800	11.520.659.250	0,004774362
May 13, 2019	46.174.800	11.520.659.250	0,004008
May 10, 2019	37.161.200	11.520.659.250	0,003225614
May 09, 2019	65.673.700	11.520.659.250	0,005700516
May 08, 2019	124.110.500	11.520.659.250	0,010772864
May 07, 2019	78.132.400	11.520.659.250	0,006781938
May 06, 2019	19.066.900	11.520.659.250	0,001655018
May 03, 2019	43.590.200	11.520.659.250	0,003783655
May 02, 2019	15.633.000	11.520.659.250	0,001356954
Apr 30, 2019	24.542.500	11.520.659.250	0,002130303
Apr 29, 2019	22.089.900	11.520.659.250	0,001917416
Apr 26, 2019	23.691.500	11.520.659.250	0,002056436
Apr 25, 2019	51.970.600	11.520.659.250	0,004511079
Apr 24, 2019	24.595.100	11.520.659.250	0,002134869
Apr 23, 2019	12.470.500	11.520.659.250	0,001082447
Apr 22, 2019	9.967.500	11.520.659.250	0,000865185
Apr 18, 2019	13.862.800	11.520.659.250	0,001203299
Apr 16, 2019	12.290.400	11.520.659.250	0,001066814
Apr 15, 2019	13.128.300	11.520.659.250	0,001139544
Apr 12, 2019	4.407.200	11.520.659.250	0,000382548
Apr 11, 2019	3.931.800	11.520.659.250	0,000341283
Apr 10, 2019	9.264.700	11.520.659.250	0,000804181
Apr 09, 2019	6.002.700	11.520.659.250	0,000521038
Apr 08, 2019	11.642.600	11.520.659.250	0,001010585
Apr 05, 2019	13.730.200	11.520.659.250	0,001191789
Apr 04, 2019	21.427.600	11.520.659.250	0,001859928
Apr 02, 2019	5.149.200	11.520.659.250	0,000446954
Apr 01, 2019	7.709.000	11.520.659.250	0,000669146
Mar 29, 2019	12.882.500	11.520.659.250	0,001118209
Mar 28, 2019	9.870.100	11.520.659.250	0,00085673
Mar 27, 2019	13.590.300	11.520.659.250	0,001179646
Mar 26, 2019	19.100.600	11.520.659.250	0,001657943

Mar 25, 2019	15.175.700	11.520.659.250	0,00131726
Mar 22, 2019	10.320.600	11.520.659.250	0,000895834
Mar 21, 2019	7.417.300	11.520.659.250	0,000643826
Mar 20, 2019	8.733.800	11.520.659.250	0,000758099
Mar 19, 2019	9.037.600	11.520.659.250	0,000784469
Mar 18, 2019	8.162.500	11.520.659.250	0,00070851
Mar 15, 2019	17.600.200	11.520.659.250	0,001527708
Mar 14, 2019	7.374.500	11.520.659.250	0,000640111
Mar 13, 2019	6.046.800	11.520.659.250	0,000524866
Mar 12, 2019	7.039.600	11.520.659.250	0,000611041
Mar 11, 2019	8.611.500	11.520.659.250	0,000747483
Mar 08, 2019	11.833.300	11.520.659.250	0,001027137
Mar 06, 2019	10.901.200	11.520.659.250	0,000946231
Mar 05, 2019	14.203.400	11.520.659.250	0,001232863
Mar 04, 2019	12.983.500	11.520.659.250	0,001126975
Mar 01, 2019	10.162.500	11.520.659.250	0,000882111
Feb 28, 2019	18.995.700	11.520.659.250	0,001648838
Feb 27, 2019	12.771.900	11.520.659.250	0,001108608
Feb 26, 2019	10.342.700	11.520.659.250	0,000897752
Feb 25, 2019	7.772.900	11.520.659.250	0,000674692
Feb 22, 2019	13.983.400	11.520.659.250	0,001213767
Feb 21, 2019	25.676.300	11.520.659.250	0,002228718
Feb 20, 2019	22.225.400	11.520.659.250	0,001929178
Feb 19, 2019	25.487.000	11.520.659.250	0,002212287
Feb 18, 2019	12.340.700	11.520.659.250	0,00107118
Feb 15, 2019	13.945.700	11.520.659.250	0,001210495
Feb 14, 2019	11.820.200	11.520.659.250	0,001026
Feb 13, 2019	17.535.900	11.520.659.250	0,001522126
Feb 12, 2019	10.790.000	11.520.659.250	0,000936578
Feb 11, 2019	5.431.800	11.520.659.250	0,000471483
Feb 08, 2019	9.321.800	11.520.659.250	0,000809138
Feb 07, 2019	6.551.200	11.520.659.250	0,000568648
Feb 06, 2019	10.841.300	11.520.659.250	0,000941031
Feb 04, 2019	17.761.000	11.520.659.250	0,001541665
Feb 01, 2019	10.496.900	11.520.659.250	0,000911137
Jan 31, 2019	21.052.100	11.520.659.250	0,001827335

34. PTPP

Date	Jumlah Saham Yang Diperjual belikan	Jumlah Saham Yang Beredar	VIT
Jul 05, 2019	14.115.200	6.199.897.354	0,002276683
Jul 04, 2019	28.848.300	6.199.897.354	0,004653029
Jul 03, 2019	13.448.200	6.199.897.354	0,0021691

Jul 02, 2019	22.141.000	6.199.897.354	0,003571188
Jul 01, 2019	14.886.100	6.199.897.354	0,002401024
Jun 28, 2019	21.124.000	6.199.897.354	0,003407153
Jun 27, 2019	34.206.500	6.199.897.354	0,005517269
Jun 26, 2019	22.740.200	6.199.897.354	0,003667835
Jun 25, 2019	17.117.900	6.199.897.354	0,002760997
Jun 24, 2019	19.908.800	6.199.897.354	0,00321115
Jun 21, 2019	14.042.000	6.199.897.354	0,002264876
Jun 20, 2019	56.458.500	6.199.897.354	0,00910636
Jun 19, 2019	31.080.900	6.199.897.354	0,005013131
Jun 18, 2019	26.571.800	6.199.897.354	0,004285845
Jun 17, 2019	14.812.100	6.199.897.354	0,002389088
Jun 14, 2019	11.679.200	6.199.897.354	0,001883773
Jun 13, 2019	25.461.300	6.199.897.354	0,004106729
Jun 12, 2019	13.838.700	6.199.897.354	0,002232085
Jun 11, 2019	29.280.900	6.199.897.354	0,004722804
Jun 10, 2019	32.611.500	6.199.897.354	0,005260006
May 31, 2019	29.179.800	6.199.897.354	0,004706497
May 29, 2019	14.153.900	6.199.897.354	0,002282925
May 28, 2019	32.766.500	6.199.897.354	0,005285007
May 27, 2019	30.617.900	6.199.897.354	0,004938453
May 24, 2019	20.482.000	6.199.897.354	0,003303603
May 23, 2019	53.310.000	6.199.897.354	0,008598529
May 22, 2019	7.598.000	6.199.897.354	0,001225504
May 21, 2019	33.149.500	6.199.897.354	0,005346782
May 20, 2019	35.325.300	6.199.897.354	0,005697723
May 17, 2019	80.410.600	6.199.897.354	0,012969666
May 16, 2019	35.166.400	6.199.897.354	0,005672094
May 15, 2019	68.577.400	6.199.897.354	0,011061054
May 14, 2019	81.358.000	6.199.897.354	0,013122475
May 13, 2019	30.192.000	6.199.897.354	0,004869758
May 10, 2019	21.398.400	6.199.897.354	0,003451412
May 09, 2019	26.781.200	6.199.897.354	0,00431962
May 08, 2019	6.898.200	6.199.897.354	0,001112631
May 07, 2019	16.201.400	6.199.897.354	0,002613172
May 06, 2019	25.709.200	6.199.897.354	0,004146714
May 03, 2019	30.274.600	6.199.897.354	0,004883081
May 02, 2019	21.235.500	6.199.897.354	0,003425137
Apr 30, 2019	19.065.900	6.199.897.354	0,003075196
Apr 29, 2019	26.508.500	6.199.897.354	0,004275635
Apr 26, 2019	19.636.500	6.199.897.354	0,00316723
Apr 25, 2019	22.722.200	6.199.897.354	0,003664932
Apr 24, 2019	19.011.800	6.199.897.354	0,00306647
Apr 23, 2019	19.026.100	6.199.897.354	0,003068777
Apr 22, 2019	33.469.900	6.199.897.354	0,00539846

Apr 18, 2019	114.368.700	6.199.897.354	0,01844687
Apr 16, 2019	47.732.800	6.199.897.354	0,007698966
Apr 15, 2019	28.958.800	6.199.897.354	0,004670852
Apr 12, 2019	8.304.800	6.199.897.354	0,001339506
Apr 11, 2019	17.799.000	6.199.897.354	0,002870854
Apr 10, 2019	44.280.000	6.199.897.354	0,007142054
Apr 09, 2019	25.189.800	6.199.897.354	0,004062938
Apr 08, 2019	14.826.500	6.199.897.354	0,002391411
Apr 05, 2019	28.345.200	6.199.897.354	0,004571882
Apr 04, 2019	43.626.300	6.199.897.354	0,007036616
Apr 02, 2019	11.081.700	6.199.897.354	0,001787401
Apr 01, 2019	19.254.500	6.199.897.354	0,003105616
Mar 29, 2019	33.309.800	6.199.897.354	0,005372637
Mar 28, 2019	28.015.900	6.199.897.354	0,004518768
Mar 27, 2019	11.243.200	6.199.897.354	0,001813449
Mar 26, 2019	10.955.600	6.199.897.354	0,001767062
Mar 25, 2019	11.884.100	6.199.897.354	0,001916822
Mar 22, 2019	3.209.300	6.199.897.354	0,000517638
Mar 21, 2019	10.189.900	6.199.897.354	0,001643559
Mar 20, 2019	15.387.700	6.199.897.354	0,002481928
Mar 19, 2019	16.894.900	6.199.897.354	0,002725029
Mar 18, 2019	10.165.900	6.199.897.354	0,001639688
Mar 15, 2019	20.816.600	6.199.897.354	0,003357572
Mar 14, 2019	23.416.100	6.199.897.354	0,003776853
Mar 13, 2019	16.063.100	6.199.897.354	0,002590865
Mar 12, 2019	6.813.200	6.199.897.354	0,001098921
Mar 11, 2019	7.316.600	6.199.897.354	0,001180116
Mar 08, 2019	12.922.100	6.199.897.354	0,002084244
Mar 06, 2019	8.144.800	6.199.897.354	0,001313699
Mar 05, 2019	13.741.400	6.199.897.354	0,002216392
Mar 04, 2019	15.638.800	6.199.897.354	0,002522429
Mar 01, 2019	13.910.700	6.199.897.354	0,002243698
Feb 28, 2019	33.286.100	6.199.897.354	0,005368815
Feb 27, 2019	44.715.200	6.199.897.354	0,007212248
Feb 26, 2019	18.731.200	6.199.897.354	0,003021211
Feb 25, 2019	24.320.200	6.199.897.354	0,003922678
Feb 22, 2019	31.486.600	6.199.897.354	0,005078568
Feb 21, 2019	53.529.200	6.199.897.354	0,008633885
Feb 20, 2019	43.244.300	6.199.897.354	0,006975003
Feb 19, 2019	15.410.600	6.199.897.354	0,002485622
Feb 18, 2019	25.750.900	6.199.897.354	0,00415344
Feb 15, 2019	29.068.600	6.199.897.354	0,004688561
Feb 14, 2019	25.981.700	6.199.897.354	0,004190666
Feb 13, 2019	37.654.900	6.199.897.354	0,006073472
Feb 12, 2019	53.222.100	6.199.897.354	0,008584352

Feb 11, 2019	13.775.300	6.199.897.354	0,002221859
Feb 08, 2019	21.534.800	6.199.897.354	0,003473412
Feb 07, 2019	22.914.800	6.199.897.354	0,003695997
Feb 06, 2019	38.449.500	6.199.897.354	0,006201635
Feb 04, 2019	21.593.600	6.199.897.354	0,003482896
Feb 01, 2019	31.621.200	6.199.897.354	0,005100278
Jan 31, 2019	55.069.400	6.199.897.354	0,008882308

35. PWON

Date	Jumlah Saham Yang Diperjual belikan	Jumlah Saham Yang Beredar	VIT
Jul 05, 2019	15.347.000	48.159.602.400	0,00031867
Jul 04, 2019	36.795.500	48.159.602.400	0,000764032
Jul 03, 2019	65.176.900	48.159.602.400	0,001353352
Jul 02, 2019	23.793.200	48.159.602.400	0,000494049
Jul 01, 2019	36.347.800	48.159.602.400	0,000754736
Jun 28, 2019	40.122.800	48.159.602.400	0,000833121
Jun 27, 2019	56.465.300	48.159.602.400	0,001172462
Jun 26, 2019	43.558.100	48.159.602.400	0,000904453
Jun 25, 2019	44.548.600	48.159.602.400	0,00092502
Jun 24, 2019	59.885.700	48.159.602.400	0,001243484
Jun 21, 2019	58.815.700	48.159.602.400	0,001221266
Jun 20, 2019	46.016.300	48.159.602.400	0,000955496
Jun 19, 2019	76.292.000	48.159.602.400	0,001584149
Jun 18, 2019	35.663.800	48.159.602.400	0,000740534
Jun 17, 2019	31.929.600	48.159.602.400	0,000662996
Jun 14, 2019	42.331.700	48.159.602.400	0,000878988
Jun 13, 2019	38.359.500	48.159.602.400	0,000796508
Jun 12, 2019	52.061.300	48.159.602.400	0,001081016
Jun 11, 2019	39.228.600	48.159.602.400	0,000814554
Jun 10, 2019	138.930.900	48.159.602.400	0,002884802
May 31, 2019	40.807.200	48.159.602.400	0,000847333
May 29, 2019	34.281.800	48.159.602.400	0,000711837
May 28, 2019	92.471.600	48.159.602.400	0,001920107
May 27, 2019	73.070.500	48.159.602.400	0,001517257
May 24, 2019	34.349.500	48.159.602.400	0,000713243
May 23, 2019	29.861.400	48.159.602.400	0,000620051
May 22, 2019	12.190.100	48.159.602.400	0,000253119
May 21, 2019	39.908.100	48.159.602.400	0,000828663
May 20, 2019	18.160.900	48.159.602.400	0,000377098
May 17, 2019	21.600.900	48.159.602.400	0,000448527
May 16, 2019	26.816.200	48.159.602.400	0,000556819
May 15, 2019	20.662.400	48.159.602.400	0,00042904

May 14, 2019	37.806.700	48.159.602.400	0,000785029
May 13, 2019	44.148.900	48.159.602.400	0,000916721
May 10, 2019	53.989.200	48.159.602.400	0,001121047
May 09, 2019	42.102.300	48.159.602.400	0,000874224
May 08, 2019	24.359.300	48.159.602.400	0,000505804
May 07, 2019	31.736.000	48.159.602.400	0,000658976
May 06, 2019	25.812.100	48.159.602.400	0,00053597
May 03, 2019	28.579.900	48.159.602.400	0,000593441
May 02, 2019	45.073.300	48.159.602.400	0,000935915
Apr 30, 2019	35.523.200	48.159.602.400	0,000737614
Apr 29, 2019	50.852.600	48.159.602.400	0,001055918
Apr 26, 2019	35.311.300	48.159.602.400	0,000733214
Apr 25, 2019	29.860.900	48.159.602.400	0,00062004
Apr 24, 2019	35.761.800	48.159.602.400	0,000742568
Apr 23, 2019	27.988.200	48.159.602.400	0,000581155
Apr 22, 2019	28.872.500	48.159.602.400	0,000599517
Apr 18, 2019	62.403.900	48.159.602.400	0,001295773
Apr 16, 2019	17.596.900	48.159.602.400	0,000365387
Apr 15, 2019	23.032.700	48.159.602.400	0,000478258
Apr 12, 2019	38.413.800	48.159.602.400	0,000797635
Apr 11, 2019	26.224.500	48.159.602.400	0,000544533
Apr 10, 2019	9.284.500	48.159.602.400	0,000192786
Apr 09, 2019	23.463.800	48.159.602.400	0,000487209
Apr 08, 2019	19.833.800	48.159.602.400	0,000411835
Apr 05, 2019	20.860.500	48.159.602.400	0,000433153
Apr 04, 2019	22.515.200	48.159.602.400	0,000467512
Apr 02, 2019	39.614.200	48.159.602.400	0,000822561
Apr 01, 2019	69.227.500	48.159.602.400	0,00143746
Mar 29, 2019	17.911.800	48.159.602.400	0,000371926
Mar 28, 2019	18.279.100	48.159.602.400	0,000379553
Mar 27, 2019	37.047.400	48.159.602.400	0,000769263
Mar 26, 2019	84.042.500	48.159.602.400	0,001745083
Mar 25, 2019	14.499.400	48.159.602.400	0,00030107
Mar 22, 2019	15.443.800	48.159.602.400	0,00032068
Mar 21, 2019	51.442.500	48.159.602.400	0,001068167
Mar 20, 2019	10.543.200	48.159.602.400	0,000218922
Mar 19, 2019	14.506.400	48.159.602.400	0,000301215
Mar 18, 2019	34.477.400	48.159.602.400	0,000715899
Mar 15, 2019	54.744.200	48.159.602.400	0,001136725
Mar 14, 2019	17.637.900	48.159.602.400	0,000366238
Mar 13, 2019	18.597.700	48.159.602.400	0,000386168
Mar 12, 2019	15.224.800	48.159.602.400	0,000316132
Mar 11, 2019	13.395.100	48.159.602.400	0,00027814
Mar 08, 2019	14.802.900	48.159.602.400	0,000307372
Mar 06, 2019	14.504.600	48.159.602.400	0,000301178

Mar 05, 2019	9.335.200	48.159.602.400	0,000193839
Mar 04, 2019	28.584.500	48.159.602.400	0,000593537
Mar 01, 2019	33.290.900	48.159.602.400	0,000691262
Feb 28, 2019	29.703.300	48.159.602.400	0,000616768
Feb 27, 2019	45.466.400	48.159.602.400	0,000944078
Feb 26, 2019	54.412.000	48.159.602.400	0,001129827
Feb 25, 2019	14.232.200	48.159.602.400	0,000295522
Feb 22, 2019	28.665.600	48.159.602.400	0,000595221
Feb 21, 2019	40.953.700	48.159.602.400	0,000850375
Feb 20, 2019	30.807.000	48.159.602.400	0,000639686
Feb 19, 2019	16.708.300	48.159.602.400	0,000346936
Feb 18, 2019	31.535.900	48.159.602.400	0,000654821
Feb 15, 2019	17.449.300	48.159.602.400	0,000362322
Feb 14, 2019	13.398.700	48.159.602.400	0,000278215
Feb 13, 2019	27.700.000	48.159.602.400	0,000575171
Feb 12, 2019	53.786.400	48.159.602.400	0,001116836
Feb 11, 2019	27.391.300	48.159.602.400	0,000568761
Feb 08, 2019	34.037.000	48.159.602.400	0,000706754
Feb 07, 2019	23.192.800	48.159.602.400	0,000481582
Feb 06, 2019	67.629.500	48.159.602.400	0,001404279
Feb 04, 2019	43.148.400	48.159.602.400	0,000895946
Feb 01, 2019	62.470.600	48.159.602.400	0,001297158
Jan 31, 2019	94.847.700	48.159.602.400	0,001969445

36. SCMA

Date	Jumlah Saham Yang Diperjual belikan	Jumlah Saham Yang Beredar	Vit
Jul 05, 2019	5.339.200	14.768.780.301	0,000361519
Jul 04, 2019	3.049.900	14.768.780.301	0,00020651
Jul 03, 2019	5.965.300	14.768.780.301	0,000403913
Jul 02, 2019	5.217.700	14.768.780.301	0,000353293
Jul 01, 2019	4.174.900	14.768.780.301	0,000282684
Jun 28, 2019	4.175.800	14.768.780.301	0,000282745
Jun 27, 2019	5.813.400	14.768.780.301	0,000393628
Jun 26, 2019	3.198.200	14.768.780.301	0,000216551
Jun 25, 2019	3.142.800	14.768.780.301	0,0002128
Jun 24, 2019	2.592.300	14.768.780.301	0,000175526
Jun 21, 2019	21.469.400	14.768.780.301	0,001453702
Jun 20, 2019	5.027.800	14.768.780.301	0,000340434
Jun 19, 2019	5.234.700	14.768.780.301	0,000354444
Jun 18, 2019	5.852.100	14.768.780.301	0,000396248
Jun 17, 2019	7.173.400	14.768.780.301	0,000485714
Jun 14, 2019	8.730.000	14.768.780.301	0,000591112

Jun 13, 2019	14.236.600	14.768.780.301	0,000963966
Jun 12, 2019	10.997.200	14.768.780.301	0,000744625
Jun 11, 2019	7.444.800	14.768.780.301	0,00050409
Jun 10, 2019	8.326.700	14.768.780.301	0,000563804
May 31, 2019	20.693.300	14.768.780.301	0,001401152
May 29, 2019	8.159.500	14.768.780.301	0,000552483
May 28, 2019	23.902.200	14.768.780.301	0,001618427
May 27, 2019	5.882.200	14.768.780.301	0,000398286
May 24, 2019	6.570.100	14.768.780.301	0,000444864
May 23, 2019	8.823.700	14.768.780.301	0,000597456
May 22, 2019	2.817.600	14.768.780.301	0,000190781
May 21, 2019	4.997.100	14.768.780.301	0,000338356
May 20, 2019	6.882.900	14.768.780.301	0,000466044
May 17, 2019	8.260.600	14.768.780.301	0,000559329
May 16, 2019	21.330.800	14.768.780.301	0,001444317
May 15, 2019	11.029.200	14.768.780.301	0,000746792
May 14, 2019	8.648.700	14.768.780.301	0,000585607
May 13, 2019	8.387.600	14.768.780.301	0,000567928
May 10, 2019	12.762.500	14.768.780.301	0,000864154
May 09, 2019	15.240.000	14.768.780.301	0,001031906
May 08, 2019	7.904.600	14.768.780.301	0,000535224
May 07, 2019	4.664.200	14.768.780.301	0,000315815
May 06, 2019	2.473.100	14.768.780.301	0,000167455
May 03, 2019	6.334.500	14.768.780.301	0,000428912
May 02, 2019	10.206.100	14.768.780.301	0,000691059
Apr 30, 2019	21.060.700	14.768.780.301	0,001426028
Apr 29, 2019	8.403.000	14.768.780.301	0,00056897
Apr 26, 2019	3.305.200	14.768.780.301	0,000223796
Apr 25, 2019	4.721.500	14.768.780.301	0,000319695
Apr 24, 2019	8.241.400	14.768.780.301	0,000558028
Apr 23, 2019	5.967.600	14.768.780.301	0,000404069
Apr 22, 2019	4.231.800	14.768.780.301	0,000286537
Apr 18, 2019	6.025.700	14.768.780.301	0,000408003
Apr 16, 2019	4.746.300	14.768.780.301	0,000321374
Apr 15, 2019	9.836.200	14.768.780.301	0,000666013
Apr 12, 2019	1.756.900	14.768.780.301	0,00011896
Apr 11, 2019	6.846.400	14.768.780.301	0,000463572
Apr 10, 2019	29.755.700	14.768.780.301	0,00201477
Apr 09, 2019	7.357.700	14.768.780.301	0,000498193
Apr 08, 2019	3.986.500	14.768.780.301	0,000269928
Apr 05, 2019	4.831.000	14.768.780.301	0,000327109
Apr 04, 2019	5.183.700	14.768.780.301	0,00035099
Apr 02, 2019	6.408.800	14.768.780.301	0,000433942
Apr 01, 2019	3.484.500	14.768.780.301	0,000235937
Mar 29, 2019	3.597.700	14.768.780.301	0,000243602

Mar 28, 2019	3.684.500	14.768.780.301	0,000249479
Mar 27, 2019	3.445.300	14.768.780.301	0,000233283
Mar 26, 2019	5.959.400	14.768.780.301	0,000403513
Mar 25, 2019	6.596.800	14.768.780.301	0,000446672
Mar 22, 2019	8.622.600	14.768.780.301	0,00058384
Mar 21, 2019	5.690.700	14.768.780.301	0,00038532
Mar 20, 2019	9.184.200	14.768.780.301	0,000621866
Mar 19, 2019	4.176.100	14.768.780.301	0,000282765
Mar 18, 2019	10.585.100	14.768.780.301	0,000716721
Mar 15, 2019	10.714.400	14.768.780.301	0,000725476
Mar 14, 2019	2.103.900	14.768.780.301	0,000142456
Mar 13, 2019	3.315.300	14.768.780.301	0,00022448
Mar 12, 2019	4.941.300	14.768.780.301	0,000334577
Mar 11, 2019	1.954.700	14.768.780.301	0,000132354
Mar 08, 2019	13.254.700	14.768.780.301	0,000897481
Mar 06, 2019	7.510.900	14.768.780.301	0,000508566
Mar 05, 2019	5.192.000	14.768.780.301	0,000351552
Mar 04, 2019	12.205.100	14.768.780.301	0,000826412
Mar 01, 2019	6.208.000	14.768.780.301	0,000420346
Feb 28, 2019	15.152.300	14.768.780.301	0,001025968
Feb 27, 2019	3.563.400	14.768.780.301	0,000241279
Feb 26, 2019	8.288.200	14.768.780.301	0,000561197
Feb 25, 2019	4.250.100	14.768.780.301	0,000287776
Feb 22, 2019	11.055.700	14.768.780.301	0,000748586
Feb 21, 2019	9.046.500	14.768.780.301	0,000612542
Feb 20, 2019	10.734.200	14.768.780.301	0,000726817
Feb 19, 2019	7.703.700	14.768.780.301	0,000521621
Feb 18, 2019	6.399.400	14.768.780.301	0,000433306
Feb 15, 2019	8.393.800	14.768.780.301	0,000568348
Feb 14, 2019	7.679.100	14.768.780.301	0,000519955
Feb 13, 2019	5.225.100	14.768.780.301	0,000353794
Feb 12, 2019	19.820.500	14.768.780.301	0,001342054
Feb 11, 2019	6.156.600	14.768.780.301	0,000416866
Feb 08, 2019	8.900.300	14.768.780.301	0,000602643
Feb 07, 2019	14.899.500	14.768.780.301	0,001008851
Feb 06, 2019	15.239.400	14.768.780.301	0,001031866
Feb 04, 2019	8.894.600	14.768.780.301	0,000602257
Feb 01, 2019	5.891.200	14.768.780.301	0,000398895
Jan 31, 2019	16.520.800	14.768.780.301	0,00111863

**Lampiran 4. Data VIT Saham Sekuritas LQ45 Periode Estimasi Peristiwa Pertemuan
antara Jokowi dan Prabowo Subianto**

37. SMGR

Date	Jumlah Saham Yang Diperjual belikan	Jumlah Saham Yang Beredar	VIT
Jul 05, 2019	4.471.100	5.931.520.000	0,000753787
Jul 04, 2019	4.152.400	5.931.520.000	0,000700057
Jul 03, 2019	4.876.600	5.931.520.000	0,00082215
Jul 02, 2019	11.241.800	5.931.520.000	0,001895265
Jul 01, 2019	15.953.900	5.931.520.000	0,002689682
Jun 28, 2019	5.584.500	5.931.520.000	0,000941496
Jun 27, 2019	6.940.700	5.931.520.000	0,001170139
Jun 26, 2019	4.816.100	5.931.520.000	0,00081195
Jun 25, 2019	4.680.300	5.931.520.000	0,000789056
Jun 24, 2019	4.393.700	5.931.520.000	0,000740738
Jun 21, 2019	16.849.100	5.931.520.000	0,002840604
Jun 20, 2019	12.831.800	5.931.520.000	0,002163324
Jun 19, 2019	7.065.300	5.931.520.000	0,001191145
Jun 18, 2019	9.505.000	5.931.520.000	0,001602456
Jun 17, 2019	3.749.200	5.931.520.000	0,000632081
Jun 14, 2019	4.614.400	5.931.520.000	0,000777946
Jun 13, 2019	6.928.700	5.931.520.000	0,001168115
Jun 12, 2019	6.799.900	5.931.520.000	0,001146401
Jun 11, 2019	13.226.300	5.931.520.000	0,002229833
Jun 10, 2019	13.000.300	5.931.520.000	0,002191732
May 31, 2019	9.457.200	5.931.520.000	0,001594397
May 29, 2019	7.786.400	5.931.520.000	0,001312716
May 28, 2019	11.674.100	5.931.520.000	0,001968146
May 27, 2019	8.241.700	5.931.520.000	0,001389475
May 24, 2019	4.327.400	5.931.520.000	0,00072956
May 23, 2019	6.045.300	5.931.520.000	0,001019182
May 22, 2019	2.243.700	5.931.520.000	0,000378267
May 21, 2019	10.817.900	5.931.520.000	0,001823799
May 20, 2019	6.658.300	5.931.520.000	0,001122528
May 17, 2019	7.350.100	5.931.520.000	0,00123916
May 16, 2019	9.123.200	5.931.520.000	0,001538088
May 15, 2019	12.377.500	5.931.520.000	0,002086733
May 14, 2019	9.073.700	5.931.520.000	0,001529743
May 13, 2019	8.565.500	5.931.520.000	0,001444065
May 10, 2019	24.358.100	5.931.520.000	0,004106553
May 09, 2019	14.214.100	5.931.520.000	0,002396367

May 08, 2019	18.065.500	5.931.520.000	0,003045678
May 07, 2019	17.644.300	5.931.520.000	0,002974668
May 06, 2019	18.204.800	5.931.520.000	0,003069163
May 03, 2019	36.269.400	5.931.520.000	0,006114689
May 02, 2019	9.302.100	5.931.520.000	0,001568249
Apr 30, 2019	5.763.000	5.931.520.000	0,000971589
Apr 29, 2019	5.752.200	5.931.520.000	0,000969768
Apr 26, 2019	9.318.600	5.931.520.000	0,001571031
Apr 25, 2019	7.886.400	5.931.520.000	0,001329575
Apr 24, 2019	5.079.300	5.931.520.000	0,000856324
Apr 23, 2019	3.352.100	5.931.520.000	0,000565133
Apr 22, 2019	4.633.400	5.931.520.000	0,000781149
Apr 18, 2019	9.302.200	5.931.520.000	0,001568266
Apr 16, 2019	8.802.900	5.931.520.000	0,001484088
Apr 15, 2019	11.696.700	5.931.520.000	0,001971957
Apr 12, 2019	5.512.400	5.931.520.000	0,00092934
Apr 11, 2019	3.920.400	5.931.520.000	0,000660944
Apr 10, 2019	3.682.300	5.931.520.000	0,000620802
Apr 09, 2019	6.296.400	5.931.520.000	0,001061515
Apr 08, 2019	4.099.100	5.931.520.000	0,000691071
Apr 05, 2019	2.302.900	5.931.520.000	0,000388248
Apr 04, 2019	5.148.100	5.931.520.000	0,000867923
Apr 02, 2019	2.940.500	5.931.520.000	0,000495741
Apr 01, 2019	2.975.000	5.931.520.000	0,000501558
Mar 29, 2019	4.149.900	5.931.520.000	0,000699635
Mar 28, 2019	1.916.200	5.931.520.000	0,000323054
Mar 27, 2019	2.144.600	5.931.520.000	0,00036156
Mar 26, 2019	2.120.500	5.931.520.000	0,000357497
Mar 25, 2019	2.476.500	5.931.520.000	0,000417515
Mar 22, 2019	2.744.000	5.931.520.000	0,000462613
Mar 21, 2019	10.705.200	5.931.520.000	0,001804799
Mar 20, 2019	1.588.300	5.931.520.000	0,000267773
Mar 19, 2019	2.656.000	5.931.520.000	0,000447777
Mar 18, 2019	2.937.300	5.931.520.000	0,000495202
Mar 15, 2019	4.609.600	5.931.520.000	0,000777136
Mar 14, 2019	2.282.600	5.931.520.000	0,000384825
Mar 13, 2019	2.221.000	5.931.520.000	0,00037444
Mar 12, 2019	948.000	5.931.520.000	0,000159824
Mar 11, 2019	1.373.400	5.931.520.000	0,000231543
Mar 08, 2019	2.083.400	5.931.520.000	0,000351242
Mar 06, 2019	1.760.800	5.931.520.000	0,000296855
Mar 05, 2019	3.340.900	5.931.520.000	0,000563245
Mar 04, 2019	3.583.900	5.931.520.000	0,000604213
Mar 01, 2019	4.572.000	5.931.520.000	0,000770797
Feb 28, 2019	4.715.200	5.931.520.000	0,00079494

Feb 27, 2019	3.519.300	5.931.520.000	0,000593322
Feb 26, 2019	1.514.100	5.931.520.000	0,000255263
Feb 25, 2019	4.324.800	5.931.520.000	0,000729122
Feb 22, 2019	4.526.700	5.931.520.000	0,00076316
Feb 21, 2019	4.629.600	5.931.520.000	0,000780508
Feb 20, 2019	15.609.100	5.931.520.000	0,002631551
Feb 19, 2019	1.594.200	5.931.520.000	0,000268768
Feb 18, 2019	6.260.600	5.931.520.000	0,00105548
Feb 15, 2019	6.521.800	5.931.520.000	0,001099516
Feb 14, 2019	4.466.100	5.931.520.000	0,000752944
Feb 13, 2019	5.368.200	5.931.520.000	0,000905029
Feb 12, 2019	5.148.500	5.931.520.000	0,00086799
Feb 11, 2019	3.507.500	5.931.520.000	0,000591332
Feb 08, 2019	2.870.300	5.931.520.000	0,000483906
Feb 07, 2019	2.429.400	5.931.520.000	0,000409575
Feb 06, 2019	5.348.000	5.931.520.000	0,000901624
Feb 04, 2019	7.868.700	5.931.520.000	0,001326591
Feb 01, 2019	5.587.000	5.931.520.000	0,000941917
Jan 31, 2019	11.378.800	5.931.520.000	0,001918362

38. SRIL

Date	Jumlah Saham Yang Diperjual belikan	Jumlah Saham Yang Beredar	VIT
Jul 05, 2019	367.863.800	20.452.176.844	0,017986535
Jul 04, 2019	952.501.800	20.452.176.844	0,046572148
Jul 03, 2019	498.905.000	20.452.176.844	0,024393736
Jul 02, 2019	1.257.713.800	20.452.176.844	0,061495351
Jul 01, 2019	395.146.700	20.452.176.844	0,01932052
Jun 28, 2019	11.979.700	20.452.176.844	0,000585742
Jun 27, 2019	17.651.500	20.452.176.844	0,000863062
Jun 26, 2019	56.791.200	20.452.176.844	0,00277678
Jun 25, 2019	65.596.900	20.452.176.844	0,003207331
Jun 24, 2019	21.380.800	20.452.176.844	0,001045405
Jun 21, 2019	7.138.000	20.452.176.844	0,000349009
Jun 20, 2019	11.556.900	20.452.176.844	0,000565069
Jun 19, 2019	7.716.500	20.452.176.844	0,000377295
Jun 18, 2019	16.204.400	20.452.176.844	0,000792307
Jun 17, 2019	31.544.800	20.452.176.844	0,001542369
Jun 14, 2019	7.836.600	20.452.176.844	0,000383167
Jun 13, 2019	6.815.000	20.452.176.844	0,000333216
Jun 12, 2019	8.435.200	20.452.176.844	0,000412435
Jun 11, 2019	3.021.700	20.452.176.844	0,000147745
Jun 10, 2019	7.347.300	20.452.176.844	0,000359243

May 31, 2019	10.924.800	20.452.176.844	0,000534163
May 29, 2019	12.304.100	20.452.176.844	0,000601603
May 28, 2019	18.461.400	20.452.176.844	0,000902662
May 27, 2019	7.660.100	20.452.176.844	0,000374537
May 24, 2019	3.524.100	20.452.176.844	0,000172309
May 23, 2019	9.050.600	20.452.176.844	0,000442525
May 22, 2019	18.153.900	20.452.176.844	0,000887627
May 21, 2019	335.618.900	20.452.176.844	0,016409935
May 20, 2019	434.122.900	20.452.176.844	0,021226244
May 17, 2019	297.394.600	20.452.176.844	0,014540975
May 16, 2019	116.968.600	20.452.176.844	0,005719127
May 15, 2019	13.150.700	20.452.176.844	0,000642998
May 14, 2019	157.736.400	20.452.176.844	0,00771245
May 13, 2019	40.594.600	20.452.176.844	0,001984855
May 10, 2019	8.110.300	20.452.176.844	0,000396549
May 09, 2019	13.769.100	20.452.176.844	0,000673234
May 08, 2019	10.434.100	20.452.176.844	0,000510171
May 07, 2019	7.485.200	20.452.176.844	0,000365985
May 06, 2019	19.076.200	20.452.176.844	0,000932722
May 03, 2019	14.070.100	20.452.176.844	0,000687951
May 02, 2019	50.694.900	20.452.176.844	0,002478704
Apr 30, 2019	15.171.700	20.452.176.844	0,000741813
Apr 29, 2019	2.762.600	20.452.176.844	0,000135076
Apr 26, 2019	3.788.700	20.452.176.844	0,000185247
Apr 25, 2019	11.008.900	20.452.176.844	0,000538275
Apr 24, 2019	4.615.200	20.452.176.844	0,000225658
Apr 23, 2019	13.981.500	20.452.176.844	0,000683619
Apr 22, 2019	2.930.600	20.452.176.844	0,00014329
Apr 18, 2019	13.242.600	20.452.176.844	0,000647491
Apr 16, 2019	7.502.800	20.452.176.844	0,000366846
Apr 15, 2019	4.794.500	20.452.176.844	0,000234425
Apr 12, 2019	3.747.300	20.452.176.844	0,000183223
Apr 11, 2019	4.377.200	20.452.176.844	0,000214021
Apr 10, 2019	2.590.200	20.452.176.844	0,000126647
Apr 09, 2019	5.881.500	20.452.176.844	0,000287573
Apr 08, 2019	6.234.500	20.452.176.844	0,000304833
Apr 05, 2019	19.567.800	20.452.176.844	0,000956759
Apr 04, 2019	16.570.700	20.452.176.844	0,000810217
Apr 02, 2019	1.277.100	20.452.176.844	6,24432E-05
Apr 01, 2019	22.559.600	20.452.176.844	0,001103042
Mar 29, 2019	12.354.500	20.452.176.844	0,000604068
Mar 28, 2019	3.115.400	20.452.176.844	0,000152326
Mar 27, 2019	5.198.900	20.452.176.844	0,000254198
Mar 26, 2019	9.986.200	20.452.176.844	0,000488271
Mar 25, 2019	23.282.700	20.452.176.844	0,001138397

Mar 22, 2019	4.801.400	20.452.176.844	0,000234762
Mar 21, 2019	8.991.200	20.452.176.844	0,000439621
Mar 20, 2019	2.642.000	20.452.176.844	0,000129179
Mar 19, 2019	4.527.100	20.452.176.844	0,000221351
Mar 18, 2019	16.720.500	20.452.176.844	0,000817541
Mar 15, 2019	13.699.400	20.452.176.844	0,000669826
Mar 14, 2019	9.281.300	20.452.176.844	0,000453805
Mar 13, 2019	5.688.400	20.452.176.844	0,000278132
Mar 12, 2019	9.914.400	20.452.176.844	0,00048476
Mar 11, 2019	6.532.400	20.452.176.844	0,000319399
Mar 08, 2019	626.926.500	20.452.176.844	0,03065329
Mar 06, 2019	142.211.900	20.452.176.844	0,006953387
Mar 05, 2019	13.408.600	20.452.176.844	0,000655607
Mar 04, 2019	17.429.400	20.452.176.844	0,000852203
Mar 01, 2019	31.081.400	20.452.176.844	0,001519711
Feb 28, 2019	723.233.300	20.452.176.844	0,035362167
Feb 27, 2019	624.543.100	20.452.176.844	0,030536754
Feb 26, 2019	2.316.799.100	20.452.176.844	0,113278851
Feb 25, 2019	1.080.255.000	20.452.176.844	0,052818583
Feb 22, 2019	19.896.700	20.452.176.844	0,00097284
Feb 21, 2019	17.258.900	20.452.176.844	0,000843866
Feb 20, 2019	377.180.800	20.452.176.844	0,018442086
Feb 19, 2019	22.185.200	20.452.176.844	0,001084735
Feb 18, 2019	36.165.000	20.452.176.844	0,001768271
Feb 15, 2019	250.130.900	20.452.176.844	0,012230038
Feb 14, 2019	1.212.092.400	20.452.176.844	0,059264713
Feb 13, 2019	231.789.900	20.452.176.844	0,011333263
Feb 12, 2019	1.036.731.500	20.452.176.844	0,050690521
Feb 11, 2019	34.443.100	20.452.176.844	0,00168408
Feb 08, 2019	48.088.300	20.452.176.844	0,002351256
Feb 07, 2019	30.873.000	20.452.176.844	0,001509521
Feb 06, 2019	557.481.700	20.452.176.844	0,027257817
Feb 04, 2019	45.795.400	20.452.176.844	0,002239146
Feb 01, 2019	310.296.300	20.452.176.844	0,015171798
Jan 31, 2019	26.278.300	20.452.176.844	0,001284866

39. TKIM

Date	Jumlah Saham Yang Diperjual belikan	Jumlah Saham Yang Beredar	VIT
Jul 05, 2019	1.016.600	3.113.223.570	0,000326543
Jul 04, 2019	1.008.700	3.113.223.570	0,000324005
Jul 03, 2019	1.348.600	3.113.223.570	0,000433184
Jul 02, 2019	1.417.200	3.113.223.570	0,000455219

Jul 01, 2019	619.000	3.113.223.570	0,000198829
Jun 28, 2019	1.759.700	3.113.223.570	0,000565234
Jun 27, 2019	4.463.600	3.113.223.570	0,001433755
Jun 26, 2019	1.395.900	3.113.223.570	0,000448378
Jun 25, 2019	1.508.100	3.113.223.570	0,000484418
Jun 24, 2019	2.404.900	3.113.223.570	0,000772479
Jun 21, 2019	11.421.000	3.113.223.570	0,003668545
Jun 20, 2019	14.433.700	3.113.223.570	0,004636256
Jun 19, 2019	4.758.100	3.113.223.570	0,001528352
Jun 18, 2019	872.300	3.113.223.570	0,000280192
Jun 17, 2019	1.934.000	3.113.223.570	0,000621221
Jun 14, 2019	1.772.300	3.113.223.570	0,000569281
Jun 13, 2019	2.615.200	3.113.223.570	0,00084003
Jun 12, 2019	3.681.500	3.113.223.570	0,001182536
Jun 11, 2019	4.488.400	3.113.223.570	0,001441721
Jun 10, 2019	7.473.400	3.113.223.570	0,002400534
May 31, 2019	6.971.200	3.113.223.570	0,002239222
May 29, 2019	5.491.900	3.113.223.570	0,001764056
May 28, 2019	7.654.400	3.113.223.570	0,002458673
May 27, 2019	2.103.700	3.113.223.570	0,00067573
May 24, 2019	2.123.200	3.113.223.570	0,000681994
May 23, 2019	2.556.800	3.113.223.570	0,000821271
May 22, 2019	2.184.700	3.113.223.570	0,000701749
May 21, 2019	3.517.100	3.113.223.570	0,001129729
May 20, 2019	2.047.100	3.113.223.570	0,00065755
May 17, 2019	1.467.700	3.113.223.570	0,000471441
May 16, 2019	1.773.600	3.113.223.570	0,000569699
May 15, 2019	2.453.600	3.113.223.570	0,000788122
May 14, 2019	3.403.700	3.113.223.570	0,001093304
May 13, 2019	1.732.000	3.113.223.570	0,000556337
May 10, 2019	2.324.900	3.113.223.570	0,000746782
May 09, 2019	4.195.400	3.113.223.570	0,001347606
May 08, 2019	1.243.500	3.113.223.570	0,000399425
May 07, 2019	536.300	3.113.223.570	0,000172265
May 06, 2019	538.600	3.113.223.570	0,000173004
May 03, 2019	740.500	3.113.223.570	0,000237856
May 02, 2019	984.600	3.113.223.570	0,000316264
Apr 30, 2019	2.977.700	3.113.223.570	0,000956468
Apr 29, 2019	1.710.800	3.113.223.570	0,000549527
Apr 26, 2019	822.800	3.113.223.570	0,000264292
Apr 25, 2019	1.051.300	3.113.223.570	0,000337689
Apr 24, 2019	790.000	3.113.223.570	0,000253756
Apr 23, 2019	947.100	3.113.223.570	0,000304218
Apr 22, 2019	1.179.500	3.113.223.570	0,000378868
Apr 18, 2019	1.024.300	3.113.223.570	0,000329016

Apr 16, 2019	458.300	3.113.223.570	0,000147211
Apr 15, 2019	888.100	3.113.223.570	0,000285267
Apr 12, 2019	344.900	3.113.223.570	0,000110785
Apr 11, 2019	753.300	3.113.223.570	0,000241968
Apr 10, 2019	476.200	3.113.223.570	0,00015296
Apr 09, 2019	1.147.100	3.113.223.570	0,000368461
Apr 08, 2019	929.300	3.113.223.570	0,000298501
Apr 05, 2019	1.041.400	3.113.223.570	0,000334509
Apr 04, 2019	1.142.900	3.113.223.570	0,000367111
Apr 02, 2019	536.900	3.113.223.570	0,000172458
Apr 01, 2019	1.067.900	3.113.223.570	0,000343021
Mar 29, 2019	2.032.600	3.113.223.570	0,000652892
Mar 28, 2019	685.500	3.113.223.570	0,00022019
Mar 27, 2019	441.800	3.113.223.570	0,000141911
Mar 26, 2019	637.600	3.113.223.570	0,000204804
Mar 25, 2019	1.207.400	3.113.223.570	0,00038783
Mar 22, 2019	693.200	3.113.223.570	0,000222663
Mar 21, 2019	575.900	3.113.223.570	0,000184985
Mar 20, 2019	2.100.900	3.113.223.570	0,000674831
Mar 19, 2019	1.794.700	3.113.223.570	0,000576476
Mar 18, 2019	2.325.800	3.113.223.570	0,000747071
Mar 15, 2019	1.937.800	3.113.223.570	0,000622442
Mar 14, 2019	2.012.600	3.113.223.570	0,000646468
Mar 13, 2019	1.967.000	3.113.223.570	0,000631821
Mar 12, 2019	1.839.100	3.113.223.570	0,000590738
Mar 11, 2019	850.400	3.113.223.570	0,000273157
Mar 08, 2019	766.700	3.113.223.570	0,000246272
Mar 06, 2019	1.925.200	3.113.223.570	0,000618394
Mar 05, 2019	1.844.700	3.113.223.570	0,000592537
Mar 04, 2019	1.469.500	3.113.223.570	0,000472019
Mar 01, 2019	1.644.800	3.113.223.570	0,000528327
Feb 28, 2019	9.024.200	3.113.223.570	0,002898668
Feb 27, 2019	3.218.800	3.113.223.570	0,001033912
Feb 26, 2019	1.662.400	3.113.223.570	0,00053398
Feb 25, 2019	1.643.700	3.113.223.570	0,000527974
Feb 22, 2019	1.349.600	3.113.223.570	0,000433506
Feb 21, 2019	1.304.600	3.113.223.570	0,000419051
Feb 20, 2019	2.057.300	3.113.223.570	0,000660826
Feb 19, 2019	1.381.900	3.113.223.570	0,000443881
Feb 18, 2019	2.202.600	3.113.223.570	0,000707498
Feb 15, 2019	2.956.200	3.113.223.570	0,000949562
Feb 14, 2019	2.535.400	3.113.223.570	0,000814397
Feb 13, 2019	1.551.900	3.113.223.570	0,000498487
Feb 12, 2019	2.360.700	3.113.223.570	0,000758282
Feb 11, 2019	1.250.700	3.113.223.570	0,000401738

Feb 08, 2019	3.647.400	3.113.223.570	0,001171583
Feb 07, 2019	1.431.600	3.113.223.570	0,000459845
Feb 06, 2019	2.701.500	3.113.223.570	0,00086775
Feb 04, 2019	3.010.500	3.113.223.570	0,000967004
Feb 01, 2019	3.895.000	3.113.223.570	0,001251115
Jan 31, 2019	8.522.500	3.113.223.570	0,002737516

40. TLKM

Date	Jumlah Saham Yang Diperjual belikan	Jumlah Saham Yang Beredar	VIT
Jul 05, 2019	133.779.300	99.062.216.600	0,001350457
Jul 04, 2019	106.616.500	99.062.216.600	0,001076258
Jul 03, 2019	91.252.300	99.062.216.600	0,000921161
Jul 02, 2019	97.826.600	99.062.216.600	0,000987527
Jul 01, 2019	121.490.900	99.062.216.600	0,00122641
Jun 28, 2019	123.848.500	99.062.216.600	0,001250209
Jun 27, 2019	295.386.100	99.062.216.600	0,002981824
Jun 26, 2019	260.396.300	99.062.216.600	0,002628614
Jun 25, 2019	122.724.300	99.062.216.600	0,001238861
Jun 24, 2019	143.554.900	99.062.216.600	0,001449139
Jun 21, 2019	181.376.800	99.062.216.600	0,001830938
Jun 20, 2019	141.754.800	99.062.216.600	0,001430967
Jun 19, 2019	255.204.300	99.062.216.600	0,002576202
Jun 18, 2019	148.933.500	99.062.216.600	0,001503434
Jun 17, 2019	90.299.200	99.062.216.600	0,000911154
Jun 14, 2019	66.374.400	99.062.216.600	0,000670027
Jun 13, 2019	84.178.300	99.062.216.600	0,000849752
Jun 12, 2019	110.630.200	99.062.216.600	0,001116775
Jun 11, 2019	78.667.200	99.062.216.600	0,000794119
Jun 10, 2019	57.210.900	99.062.216.600	0,000577525
May 31, 2019	75.748.600	99.062.216.600	0,000764657
May 29, 2019	179.026.500	99.062.216.600	0,001807213
May 28, 2019	205.406.800	99.062.216.600	0,002073513
May 27, 2019	230.994.800	99.062.216.600	0,002331815
May 24, 2019	161.018.200	99.062.216.600	0,001625425
May 23, 2019	120.995.700	99.062.216.600	0,001221411
May 22, 2019	149.687.500	99.062.216.600	0,001511045
May 21, 2019	107.379.900	99.062.216.600	0,001083964
May 20, 2019	97.351.600	99.062.216.600	0,000982732
May 17, 2019	80.894.300	99.062.216.600	0,000816601
May 16, 2019	91.601.300	99.062.216.600	0,000924685

May 15, 2019	118.872.100	99.062.216.600	0,001199974
May 14, 2019	95.418.200	99.062.216.600	0,000963215
May 13, 2019	81.396.500	99.062.216.600	0,00082167
May 10, 2019	72.362.700	99.062.216.600	0,000730477
May 09, 2019	78.667.200	99.062.216.600	0,000794119
May 08, 2019	65.927.000	99.062.216.600	0,000665511
May 07, 2019	179.026.500	99.062.216.600	0,001807213
May 06, 2019	205.406.800	99.062.216.600	0,002073513
May 03, 2019	88.313.600	99.062.216.600	0,000891496
May 02, 2019	76.340.800	99.062.216.600	0,000770635
Apr 30, 2019	58.454.500	99.062.216.600	0,000590079
Apr 29, 2019	138.847.700	99.062.216.600	0,001401621
Apr 26, 2019	114.947.800	99.062.216.600	0,00116036
Apr 25, 2019	62.905.500	99.062.216.600	0,00063501
Apr 24, 2019	102.973.700	99.062.216.600	0,001039485
Apr 23, 2019	80.976.000	99.062.216.600	0,000817426
Apr 22, 2019	57.234.700	99.062.216.600	0,000577765
Apr 18, 2019	63.944.000	99.062.216.600	0,000645493
Apr 16, 2019	106.930.200	99.062.216.600	0,001079425
Apr 15, 2019	83.907.700	99.062.216.600	0,00084702
Apr 12, 2019	106.157.400	99.062.216.600	0,001071624
Apr 11, 2019	104.993.600	99.062.216.600	0,001059875
Apr 10, 2019	104.485.500	99.062.216.600	0,001054746
Apr 09, 2019	132.850.400	99.062.216.600	0,00134108
Apr 08, 2019	152.085.900	99.062.216.600	0,001535256
Apr 05, 2019	254.154.700	99.062.216.600	0,002565607
Apr 04, 2019	111.808.000	99.062.216.600	0,001128664
Apr 02, 2019	208.216.200	99.062.216.600	0,002101873
Apr 01, 2019	133.775.500	99.062.216.600	0,001350419
Mar 29, 2019	74.296.000	99.062.216.600	0,000749993
Mar 28, 2019	96.605.900	99.062.216.600	0,000975204
Mar 27, 2019	87.344.000	99.062.216.600	0,000881709
Mar 26, 2019	97.354.700	99.062.216.600	0,000982763
Mar 25, 2019	152.547.000	99.062.216.600	0,001539911
Mar 22, 2019	100.646.000	99.062.216.600	0,001015988
Mar 21, 2019	59.010.500	99.062.216.600	0,000595691
Mar 20, 2019	56.394.900	99.062.216.600	0,000569288
Mar 19, 2019	61.410.200	99.062.216.600	0,000619915
Mar 18, 2019	84.215.600	99.062.216.600	0,000850128
Mar 15, 2019	94.528.200	99.062.216.600	0,000954231
Mar 14, 2019	81.554.100	99.062.216.600	0,000823261
Mar 13, 2019	56.293.900	99.062.216.600	0,000568268

Mar 12, 2019	59.706.400	99.062.216.600	0,000602716
Mar 11, 2019	91.272.600	99.062.216.600	0,000921366
Mar 08, 2019	74.130.200	99.062.216.600	0,00074832
Mar 06, 2019	53.466.600	99.062.216.600	0,000539727
Mar 05, 2019	89.429.500	99.062.216.600	0,000902761
Mar 04, 2019	32.896.000	99.062.216.600	0,000332074
Mar 01, 2019	63.313.200	99.062.216.600	0,000639126
Feb 28, 2019	79.288.000	99.062.216.600	0,000800386
Feb 27, 2019	58.535.200	99.062.216.600	0,000590893
Feb 26, 2019	78.255.000	99.062.216.600	0,000789958
Feb 25, 2019	101.865.000	99.062.216.600	0,001028293
Feb 22, 2019	120.081.100	99.062.216.600	0,001212179
Feb 21, 2019	146.207.400	99.062.216.600	0,001475915
Feb 20, 2019	70.792.500	99.062.216.600	0,000714627
Feb 19, 2019	71.707.200	99.062.216.600	0,00072386
Feb 18, 2019	102.291.000	99.062.216.600	0,001032593
Feb 15, 2019	112.276.200	99.062.216.600	0,001133391
Feb 14, 2019	140.694.300	99.062.216.600	0,001420262
Feb 13, 2019	156.356.300	99.062.216.600	0,001578365
Feb 12, 2019	246.067.800	99.062.216.600	0,002483972
Feb 11, 2019	232.552.500	99.062.216.600	0,00234754
Feb 08, 2019	241.779.600	99.062.216.600	0,002440684
Feb 07, 2019	184.176.500	99.062.216.600	0,0018592
Feb 06, 2019	83.090.400	99.062.216.600	0,00083877
Feb 04, 2019	70.890.100	99.062.216.600	0,000715612
Feb 01, 2019	100.089.500	99.062.216.600	0,00101037
Jan 31, 2019	77.197.700	99.062.216.600	0,000779285

41. TPIA

Date	Jumlah Saham Yang Diperjual belikan	Jumlah Saham Yang Beredar	VIT
Jul 05, 2019	7.441.300	17.833.520.260	0,000417265
Jul 04, 2019	5.925.900	17.833.520.260	0,00033229
Jul 03, 2019	7.691.600	17.833.520.260	0,0004313
Jul 02, 2019	5.800.100	17.833.520.260	0,000325236
Jul 01, 2019	7.040.600	17.833.520.260	0,000394796
Jun 28, 2019	6.755.200	17.833.520.260	0,000378792
Jun 27, 2019	5.555.400	17.833.520.260	0,000311514
Jun 26, 2019	7.147.800	17.833.520.260	0,000400807
Jun 25, 2019	4.581.500	17.833.520.260	0,000256904
Jun 24, 2019	2.535.200	17.833.520.260	0,000142159

Jun 21, 2019	3.930.900	17.833.520.260	0,000220422
Jun 20, 2019	3.024.200	17.833.520.260	0,00016958
Jun 19, 2019	6.654.300	17.833.520.260	0,000373134
Jun 18, 2019	6.306.600	17.833.520.260	0,000353637
Jun 17, 2019	3.187.600	17.833.520.260	0,000178742
Jun 14, 2019	5.793.700	17.833.520.260	0,000324877
Jun 13, 2019	4.160.100	17.833.520.260	0,000233274
Jun 12, 2019	6.459.600	17.833.520.260	0,000362217
Jun 11, 2019	8.989.200	17.833.520.260	0,000504062
Jun 10, 2019	6.882.600	17.833.520.260	0,000385936
May 31, 2019	15.846.800	17.833.520.260	0,000888596
May 29, 2019	5.588.700	17.833.520.260	0,000313382
May 28, 2019	2.897.800	17.833.520.260	0,000162492
May 27, 2019	1.867.100	17.833.520.260	0,000104696
May 24, 2019	2.541.900	17.833.520.260	0,000142535
May 23, 2019	2.285.400	17.833.520.260	0,000128152
May 22, 2019	1.176.900	17.833.520.260	6,59937E-05
May 21, 2019	1.859.100	17.833.520.260	0,000104248
May 20, 2019	1.817.700	17.833.520.260	0,000101926
May 17, 2019	2.195.500	17.833.520.260	0,000123111
May 16, 2019	2.265.500	17.833.520.260	0,000127036
May 15, 2019	3.338.100	17.833.520.260	0,000187181
May 14, 2019	4.809.400	17.833.520.260	0,000269683
May 13, 2019	4.509.500	17.833.520.260	0,000252867
May 10, 2019	2.967.500	17.833.520.260	0,0001664
May 09, 2019	3.795.000	17.833.520.260	0,000212802
May 08, 2019	2.733.800	17.833.520.260	0,000153296
May 07, 2019	3.671.400	17.833.520.260	0,000205871
May 06, 2019	2.238.800	17.833.520.260	0,000125539
May 03, 2019	1.719.700	17.833.520.260	9,64308E-05
May 02, 2019	3.922.300	17.833.520.260	0,00021994
Apr 30, 2019	8.773.800	17.833.520.260	0,000491984
Apr 29, 2019	2.740.600	17.833.520.260	0,000153677
Apr 26, 2019	4.200.200	17.833.520.260	0,000235523
Apr 25, 2019	4.046.900	17.833.520.260	0,000226927
Apr 24, 2019	2.433.300	17.833.520.260	0,000136445
Apr 23, 2019	4.210.100	17.833.520.260	0,000236078
Apr 22, 2019	4.266.300	17.833.520.260	0,000239229
Apr 18, 2019	4.261.200	17.833.520.260	0,000238943
Apr 16, 2019	4.689.100	17.833.520.260	0,000262937
Apr 15, 2019	3.275.900	17.833.520.260	0,000183693
Apr 12, 2019	2.759.000	17.833.520.260	0,000154709
Apr 11, 2019	1.979.200	17.833.520.260	0,000110982
Apr 10, 2019	2.650.500	17.833.520.260	0,000148625
Apr 09, 2019	4.359.500	17.833.520.260	0,000244455

Apr 08, 2019	4.934.600	17.833.520.260	0,000276704
Apr 05, 2019	4.101.500	17.833.520.260	0,000229988
Apr 04, 2019	1.681.400	17.833.520.260	9,42831E-05
Apr 02, 2019	1.758.000	17.833.520.260	9,85784E-05
Apr 01, 2019	1.645.200	17.833.520.260	9,22532E-05
Mar 29, 2019	1.268.300	17.833.520.260	7,11189E-05
Mar 28, 2019	3.324.400	17.833.520.260	0,000186413
Mar 27, 2019	4.414.700	17.833.520.260	0,000247551
Mar 26, 2019	3.831.800	17.833.520.260	0,000214865
Mar 25, 2019	2.456.500	17.833.520.260	0,000137746
Mar 22, 2019	1.871.100	17.833.520.260	0,00010492
Mar 21, 2019	1.721.300	17.833.520.260	9,65205E-05
Mar 20, 2019	1.860.000	17.833.520.260	0,000104298
Mar 19, 2019	1.900.800	17.833.520.260	0,000106586
Mar 18, 2019	1.510.100	17.833.520.260	8,46776E-05
Mar 15, 2019	1.172.900	17.833.520.260	6,57694E-05
Mar 14, 2019	1.720.500	17.833.520.260	9,64756E-05
Mar 13, 2019	1.292.000	17.833.520.260	7,24478E-05
Mar 12, 2019	626.900	17.833.520.260	3,51529E-05
Mar 11, 2019	771.900	17.833.520.260	4,32837E-05
Mar 08, 2019	461.100	17.833.520.260	2,58558E-05
Mar 06, 2019	557.800	17.833.520.260	3,12782E-05
Mar 05, 2019	1.257.800	17.833.520.260	7,05301E-05
Mar 04, 2019	633.500	17.833.520.260	3,5523E-05
Mar 01, 2019	894.700	17.833.520.260	5,01696E-05
Feb 28, 2019	824.400	17.833.520.260	4,62276E-05
Feb 27, 2019	1.261.300	17.833.520.260	7,07264E-05
Feb 26, 2019	1.157.100	17.833.520.260	6,48834E-05
Feb 25, 2019	2.015.000	17.833.520.260	0,000112989
Feb 22, 2019	494.500	17.833.520.260	2,77287E-05
Feb 21, 2019	2.077.700	17.833.520.260	0,000116505
Feb 20, 2019	1.843.900	17.833.520.260	0,000103395
Feb 19, 2019	1.624.800	17.833.520.260	9,11093E-05
Feb 18, 2019	2.159.500	17.833.520.260	0,000121092
Feb 15, 2019	1.702.100	17.833.520.260	9,54439E-05
Feb 14, 2019	2.183.800	17.833.520.260	0,000122455
Feb 13, 2019	3.830.500	17.833.520.260	0,000214792
Feb 12, 2019	1.289.100	17.833.520.260	7,22852E-05
Feb 11, 2019	1.607.000	17.833.520.260	9,01112E-05
Feb 08, 2019	1.430.300	17.833.520.260	8,02029E-05
Feb 07, 2019	1.556.700	17.833.520.260	8,72907E-05
Feb 06, 2019	2.090.900	17.833.520.260	0,000117246
Feb 04, 2019	1.106.900	17.833.520.260	6,20685E-05
Feb 01, 2019	1.698.800	17.833.520.260	9,52588E-05
Jan 31, 2019	2.138.900	17.833.520.260	0,000119937

42. UNTR

Date	Jumlah Saham Yang Diperjual belikan	Jumlah Saham Yang Beredar	VIT
Jul 05, 2019	3.846.200	3.730.135.136	0,001031115
Jul 04, 2019	3.590.500	3.730.135.136	0,000962566
Jul 03, 2019	2.440.800	3.730.135.136	0,000654346
Jul 02, 2019	3.191.700	3.730.135.136	0,000855653
Jul 01, 2019	4.724.500	3.730.135.136	0,001266576
Jun 28, 2019	3.846.000	3.730.135.136	0,001031062
Jun 27, 2019	4.111.200	3.730.135.136	0,001102158
Jun 26, 2019	3.420.900	3.730.135.136	0,000917098
Jun 25, 2019	3.467.000	3.730.135.136	0,000929457
Jun 24, 2019	2.413.400	3.730.135.136	0,000647001
Jun 21, 2019	6.968.800	3.730.135.136	0,001868243
Jun 20, 2019	3.490.900	3.730.135.136	0,000935864
Jun 19, 2019	4.584.400	3.730.135.136	0,001229017
Jun 18, 2019	4.145.600	3.730.135.136	0,001111381
Jun 17, 2019	4.506.600	3.730.135.136	0,00120816
Jun 14, 2019	4.082.700	3.730.135.136	0,001094518
Jun 13, 2019	3.973.100	3.730.135.136	0,001065136
Jun 12, 2019	2.917.900	3.730.135.136	0,00078225
Jun 11, 2019	6.395.700	3.730.135.136	0,001714603
Jun 10, 2019	6.816.800	3.730.135.136	0,001827494
May 31, 2019	4.839.900	3.730.135.136	0,001297513
May 29, 2019	3.426.400	3.730.135.136	0,000918573
May 28, 2019	8.817.600	3.730.135.136	0,002363882
May 27, 2019	2.645.200	3.730.135.136	0,000709143
May 24, 2019	2.608.400	3.730.135.136	0,000699278
May 23, 2019	3.830.600	3.730.135.136	0,001026933
May 22, 2019	2.156.400	3.730.135.136	0,000578102
May 21, 2019	6.887.900	3.730.135.136	0,001846555
May 20, 2019	5.965.300	3.730.135.136	0,001599218
May 17, 2019	3.766.600	3.730.135.136	0,001009776
May 16, 2019	5.102.400	3.730.135.136	0,001367886
May 15, 2019	2.983.300	3.730.135.136	0,000799783
May 14, 2019	3.282.700	3.730.135.136	0,000880049
May 13, 2019	2.829.800	3.730.135.136	0,000758632
May 10, 2019	4.656.200	3.730.135.136	0,001248266
May 09, 2019	4.661.100	3.730.135.136	0,001249579
May 08, 2019	2.552.100	3.730.135.136	0,000684184
May 07, 2019	3.089.200	3.730.135.136	0,000828174
May 06, 2019	1.808.300	3.730.135.136	0,000484781

May 03, 2019	3.051.700	3.730.135.136	0,00081812
May 02, 2019	3.423.400	3.730.135.136	0,000917768
Apr 30, 2019	5.218.200	3.730.135.136	0,001398931
Apr 29, 2019	3.397.700	3.730.135.136	0,000910879
Apr 26, 2019	5.135.100	3.730.135.136	0,001376653
Apr 25, 2019	5.912.500	3.730.135.136	0,001585063
Apr 24, 2019	5.899.100	3.730.135.136	0,001581471
Apr 23, 2019	6.435.400	3.730.135.136	0,001725246
Apr 22, 2019	2.903.800	3.730.135.136	0,00077847
Apr 18, 2019	7.925.900	3.730.135.136	0,002124829
Apr 16, 2019	4.018.500	3.730.135.136	0,001077307
Apr 15, 2019	2.832.600	3.730.135.136	0,000759383
Apr 12, 2019	1.941.400	3.730.135.136	0,000520464
Apr 11, 2019	2.979.600	3.730.135.136	0,000798791
Apr 10, 2019	2.554.500	3.730.135.136	0,000684828
Apr 09, 2019	2.459.400	3.730.135.136	0,000659333
Apr 08, 2019	3.209.000	3.730.135.136	0,000860291
Apr 05, 2019	1.643.800	3.730.135.136	0,000440681
Apr 04, 2019	5.449.400	3.730.135.136	0,001460912
Apr 02, 2019	4.272.600	3.730.135.136	0,001145428
Apr 01, 2019	1.441.800	3.730.135.136	0,000386528
Mar 29, 2019	2.432.500	3.730.135.136	0,000652121
Mar 28, 2019	3.347.900	3.730.135.136	0,000897528
Mar 27, 2019	2.464.400	3.730.135.136	0,000660673
Mar 26, 2019	1.910.300	3.730.135.136	0,000512126
Mar 25, 2019	4.182.700	3.730.135.136	0,001121327
Mar 22, 2019	4.411.600	3.730.135.136	0,001182692
Mar 21, 2019	3.804.700	3.730.135.136	0,00101999
Mar 20, 2019	5.890.500	3.730.135.136	0,001579165
Mar 19, 2019	4.598.300	3.730.135.136	0,001232744
Mar 18, 2019	2.629.800	3.730.135.136	0,000705015
Mar 15, 2019	1.965.800	3.730.135.136	0,000527005
Mar 14, 2019	4.718.700	3.730.135.136	0,001265021
Mar 13, 2019	2.219.000	3.730.135.136	0,000594885
Mar 12, 2019	2.627.900	3.730.135.136	0,000704505
Mar 11, 2019	2.654.700	3.730.135.136	0,00071169
Mar 08, 2019	5.062.900	3.730.135.136	0,001357297
Mar 06, 2019	4.641.800	3.730.135.136	0,001244405
Mar 05, 2019	3.844.500	3.730.135.136	0,00103066
Mar 04, 2019	6.371.000	3.730.135.136	0,001707981
Mar 01, 2019	6.359.700	3.730.135.136	0,001704952
Feb 28, 2019	10.331.600	3.730.135.136	0,002769766
Feb 27, 2019	5.308.100	3.730.135.136	0,001423032
Feb 26, 2019	6.512.700	3.730.135.136	0,001745969
Feb 25, 2019	7.454.800	3.730.135.136	0,001998533

Feb 22, 2019	18.676.300	3.730.135.136	0,00500687
Feb 21, 2019	9.458.700	3.730.135.136	0,002535753
Feb 20, 2019	6.800.300	3.730.135.136	0,001823071
Feb 19, 2019	4.604.600	3.730.135.136	0,001234432
Feb 18, 2019	5.056.100	3.730.135.136	0,001355474
Feb 15, 2019	4.390.800	3.730.135.136	0,001177116
Feb 14, 2019	4.397.800	3.730.135.136	0,001178992
Feb 13, 2019	9.786.900	3.730.135.136	0,002623739
Feb 12, 2019	6.522.200	3.730.135.136	0,001748516
Feb 11, 2019	4.718.800	3.730.135.136	0,001265048
Feb 08, 2019	7.834.600	3.730.135.136	0,002100353
Feb 07, 2019	3.108.700	3.730.135.136	0,000833401
Feb 06, 2019	6.970.600	3.730.135.136	0,001868726
Feb 04, 2019	2.984.700	3.730.135.136	0,000800159
Feb 01, 2019	6.640.100	3.730.135.136	0,001780123
Jan 31, 2019	6.894.200	3.730.135.136	0,001848244

43. UNVR

Date	Jumlah Saham Yang Diperjual belikan	Jumlah Saham Yang Beredar	VIT
Jul 05, 2019	1.556.900	7.630.000.000	0,00020405
Jul 04, 2019	1.606.600	7.630.000.000	0,000210564
Jul 03, 2019	1.707.500	7.630.000.000	0,000223788
Jul 02, 2019	1.294.000	7.630.000.000	0,000169594
Jul 01, 2019	2.009.000	7.630.000.000	0,000263303
Jun 28, 2019	2.631.600	7.630.000.000	0,000344902
Jun 27, 2019	2.440.500	7.630.000.000	0,000319856
Jun 26, 2019	1.613.600	7.630.000.000	0,000211481
Jun 25, 2019	1.576.700	7.630.000.000	0,000206645
Jun 24, 2019	2.044.300	7.630.000.000	0,000267929
Jun 21, 2019	5.609.600	7.630.000.000	0,000735203
Jun 20, 2019	2.504.900	7.630.000.000	0,000328296
Jun 19, 2019	2.306.500	7.630.000.000	0,000302294
Jun 18, 2019	2.659.900	7.630.000.000	0,000348611
Jun 17, 2019	1.603.300	7.630.000.000	0,000210131
Jun 14, 2019	1.711.600	7.630.000.000	0,000224325
Jun 13, 2019	1.738.400	7.630.000.000	0,000227837
Jun 12, 2019	1.303.300	7.630.000.000	0,000170813
Jun 11, 2019	1.659.100	7.630.000.000	0,000217444
Jun 10, 2019	4.169.100	7.630.000.000	0,000546409
May 31, 2019	3.212.700	7.630.000.000	0,000421062
May 29, 2019	2.978.000	7.630.000.000	0,000390301
May 28, 2019	13.438.400	7.630.000.000	0,001761258

May 27, 2019	1.797.400	7.630.000.000	0,00023557
May 24, 2019	1.334.200	7.630.000.000	0,000174862
May 23, 2019	2.060.900	7.630.000.000	0,000270105
May 22, 2019	1.067.200	7.630.000.000	0,000139869
May 21, 2019	2.526.700	7.630.000.000	0,000331153
May 20, 2019	2.438.600	7.630.000.000	0,000319607
May 17, 2019	2.744.100	7.630.000.000	0,000359646
May 16, 2019	3.703.500	7.630.000.000	0,000485387
May 15, 2019	3.171.600	7.630.000.000	0,000415675
May 14, 2019	2.439.700	7.630.000.000	0,000319751
May 13, 2019	1.373.100	7.630.000.000	0,000179961
May 10, 2019	3.275.600	7.630.000.000	0,000429305
May 09, 2019	3.069.100	7.630.000.000	0,000402241
May 08, 2019	2.885.300	7.630.000.000	0,000378152
May 07, 2019	2.552.300	7.630.000.000	0,000334509
May 06, 2019	1.408.900	7.630.000.000	0,000184653
May 03, 2019	2.873.500	7.630.000.000	0,000376606
May 02, 2019	2.597.700	7.630.000.000	0,000340459
Apr 30, 2019	3.873.900	7.630.000.000	0,00050772
Apr 29, 2019	4.873.000	7.630.000.000	0,000638663
Apr 26, 2019	5.064.800	7.630.000.000	0,000663801
Apr 25, 2019	5.423.300	7.630.000.000	0,000710786
Apr 24, 2019	2.974.600	7.630.000.000	0,000389856
Apr 23, 2019	1.461.400	7.630.000.000	0,000191533
Apr 22, 2019	2.204.700	7.630.000.000	0,000288952
Apr 18, 2019	2.285.000	7.630.000.000	0,000299476
Apr 16, 2019	1.875.200	7.630.000.000	0,000245767
Apr 15, 2019	1.720.600	7.630.000.000	0,000225505
Apr 12, 2019	600.300	7.630.000.000	7,86763E-05
Apr 11, 2019	602.000	7.630.000.000	7,88991E-05
Apr 10, 2019	742.600	7.630.000.000	9,73263E-05
Apr 09, 2019	654.300	7.630.000.000	8,57536E-05
Apr 08, 2019	843.500	7.630.000.000	0,00011055
Apr 05, 2019	534.100	7.630.000.000	0,00007
Apr 04, 2019	424.000	7.630.000.000	5,55701E-05
Apr 02, 2019	728.400	7.630.000.000	9,54653E-05
Apr 01, 2019	643.000	7.630.000.000	8,42726E-05
Mar 29, 2019	1.009.200	7.630.000.000	0,000132267
Mar 28, 2019	594.500	7.630.000.000	7,79161E-05
Mar 27, 2019	400.400	7.630.000.000	5,24771E-05
Mar 26, 2019	445.100	7.630.000.000	5,83355E-05
Mar 25, 2019	1.025.200	7.630.000.000	0,000134364
Mar 22, 2019	541.200	7.630.000.000	7,09305E-05
Mar 21, 2019	931.700	7.630.000.000	0,00012211
Mar 20, 2019	766.000	7.630.000.000	0,000100393

Mar 19, 2019	434.700	7.630.000.000	5,69725E-05
Mar 18, 2019	555.000	7.630.000.000	7,27392E-05
Mar 15, 2019	1.381.900	7.630.000.000	0,000181114
Mar 14, 2019	558.800	7.630.000.000	7,32372E-05
Mar 13, 2019	1.206.800	7.630.000.000	0,000158165
Mar 12, 2019	1.194.600	7.630.000.000	0,000156566
Mar 11, 2019	758.500	7.630.000.000	9,94102E-05
Mar 08, 2019	1.357.800	7.630.000.000	0,000177955
Mar 06, 2019	986.300	7.630.000.000	0,000129266
Mar 05, 2019	932.900	7.630.000.000	0,000122267
Mar 04, 2019	1.107.600	7.630.000.000	0,000145164
Mar 01, 2019	2.120.300	7.630.000.000	0,00027789
Feb 28, 2019	2.684.000	7.630.000.000	0,000351769
Feb 27, 2019	1.651.900	7.630.000.000	0,000216501
Feb 26, 2019	1.467.700	7.630.000.000	0,000192359
Feb 25, 2019	1.383.000	7.630.000.000	0,000181258
Feb 22, 2019	1.321.800	7.630.000.000	0,000173237
Feb 21, 2019	1.446.100	7.630.000.000	0,000189528
Feb 20, 2019	3.653.300	7.630.000.000	0,000478807
Feb 19, 2019	1.695.100	7.630.000.000	0,000222163
Feb 18, 2019	1.649.600	7.630.000.000	0,000216199
Feb 15, 2019	1.787.800	7.630.000.000	0,000234312
Feb 14, 2019	1.185.700	7.630.000.000	0,0001554
Feb 13, 2019	1.646.000	7.630.000.000	0,000215727
Feb 12, 2019	1.297.200	7.630.000.000	0,000170013
Feb 11, 2019	1.143.600	7.630.000.000	0,000149882
Feb 08, 2019	1.067.000	7.630.000.000	0,000139843
Feb 07, 2019	971.500	7.630.000.000	0,000127326
Feb 06, 2019	1.673.800	7.630.000.000	0,000219371
Feb 04, 2019	1.739.800	7.630.000.000	0,000228021
Feb 01, 2019	1.821.800	7.630.000.000	0,000238768
Jan 31, 2019	5.826.500	7.630.000.000	0,00076363

44. WIKA

Date	Jumlah Saham Yang Diperjual belikan	Jumlah Saham Yang Beredar	VIT
Jul 05, 2019	11.010.200	8.969.951.372	0,001227454
Jul 04, 2019	11.587.000	8.969.951.372	0,001291757
Jul 03, 2019	13.843.100	8.969.951.372	0,001543275
Jul 02, 2019	37.681.800	8.969.951.372	0,004200892
Jul 01, 2019	18.530.200	8.969.951.372	0,002065808
Jun 28, 2019	22.739.800	8.969.951.372	0,002535109
Jun 27, 2019	37.887.700	8.969.951.372	0,004223847

Jun 26, 2019	17.616.200	8.969.951.372	0,001963913
Jun 25, 2019	20.700.500	8.969.951.372	0,002307761
Jun 24, 2019	19.233.000	8.969.951.372	0,002144159
Jun 21, 2019	14.944.700	8.969.951.372	0,001666085
Jun 20, 2019	25.922.300	8.969.951.372	0,002889904
Jun 19, 2019	45.252.700	8.969.951.372	0,005044921
Jun 18, 2019	32.115.200	8.969.951.372	0,003580309
Jun 17, 2019	12.986.000	8.969.951.372	0,001447722
Jun 14, 2019	5.009.100	8.969.951.372	0,000558431
Jun 13, 2019	8.990.200	8.969.951.372	0,001002257
Jun 12, 2019	15.190.700	8.969.951.372	0,00169351
Jun 11, 2019	13.806.000	8.969.951.372	0,001539139
Jun 10, 2019	24.325.000	8.969.951.372	0,002711832
May 31, 2019	19.999.800	8.969.951.372	0,002229644
May 29, 2019	26.309.700	8.969.951.372	0,002933093
May 28, 2019	30.310.500	8.969.951.372	0,003379115
May 27, 2019	25.129.200	8.969.951.372	0,002801487
May 24, 2019	18.634.000	8.969.951.372	0,00207738
May 23, 2019	42.724.900	8.969.951.372	0,004763114
May 22, 2019	12.387.000	8.969.951.372	0,001380944
May 21, 2019	38.324.900	8.969.951.372	0,004272587
May 20, 2019	33.048.400	8.969.951.372	0,003684346
May 17, 2019	59.275.200	8.969.951.372	0,006608196
May 16, 2019	32.899.400	8.969.951.372	0,003667734
May 15, 2019	30.586.000	8.969.951.372	0,003409829
May 14, 2019	36.039.000	8.969.951.372	0,004017748
May 13, 2019	14.418.100	8.969.951.372	0,001607378
May 10, 2019	27.424.800	8.969.951.372	0,003057408
May 09, 2019	20.451.900	8.969.951.372	0,002280046
May 08, 2019	10.348.000	8.969.951.372	0,001153629
May 07, 2019	26.333.200	8.969.951.372	0,002935713
May 06, 2019	21.093.500	8.969.951.372	0,002351574
May 03, 2019	36.444.800	8.969.951.372	0,004062987
May 02, 2019	30.461.900	8.969.951.372	0,003395994
Apr 30, 2019	31.863.600	8.969.951.372	0,00355226
Apr 29, 2019	47.572.000	8.969.951.372	0,005303485
Apr 26, 2019	23.643.100	8.969.951.372	0,002635811
Apr 25, 2019	31.271.700	8.969.951.372	0,003486273
Apr 24, 2019	20.977.200	8.969.951.372	0,002338608
Apr 23, 2019	19.123.100	8.969.951.372	0,002131907
Apr 22, 2019	31.750.100	8.969.951.372	0,003539607
Apr 18, 2019	122.715.100	8.969.951.372	0,013680687
Apr 16, 2019	71.673.600	8.969.951.372	0,007990411
Apr 15, 2019	41.549.400	8.969.951.372	0,004632065
Apr 12, 2019	16.632.700	8.969.951.372	0,001854269

Apr 11, 2019	15.573.100	8.969.951.372	0,001736141
Apr 10, 2019	23.910.900	8.969.951.372	0,002665667
Apr 09, 2019	26.457.100	8.969.951.372	0,002949525
Apr 08, 2019	24.310.000	8.969.951.372	0,00271016
Apr 05, 2019	28.010.400	8.969.951.372	0,003122693
Apr 04, 2019	57.673.700	8.969.951.372	0,006429656
Apr 02, 2019	9.113.700	8.969.951.372	0,001016026
Apr 01, 2019	23.738.100	8.969.951.372	0,002646402
Mar 29, 2019	38.886.400	8.969.951.372	0,004335185
Mar 28, 2019	67.809.200	8.969.951.372	0,007559595
Mar 27, 2019	48.529.700	8.969.951.372	0,005410252
Mar 26, 2019	8.272.500	8.969.951.372	0,000922246
Mar 25, 2019	24.693.500	8.969.951.372	0,002752913
Mar 22, 2019	15.630.000	8.969.951.372	0,001742484
Mar 21, 2019	16.261.200	8.969.951.372	0,001812853
Mar 20, 2019	31.501.300	8.969.951.372	0,00351187
Mar 19, 2019	44.552.500	8.969.951.372	0,004966861
Mar 18, 2019	10.508.300	8.969.951.372	0,0011715
Mar 15, 2019	31.110.700	8.969.951.372	0,003468324
Mar 14, 2019	44.482.900	8.969.951.372	0,004959102
Mar 13, 2019	14.269.300	8.969.951.372	0,001590789
Mar 12, 2019	8.839.700	8.969.951.372	0,000985479
Mar 11, 2019	10.673.100	8.969.951.372	0,001189873
Mar 08, 2019	10.841.400	8.969.951.372	0,001208635
Mar 06, 2019	6.272.700	8.969.951.372	0,000699301
Mar 05, 2019	16.840.400	8.969.951.372	0,001877424
Mar 04, 2019	19.919.900	8.969.951.372	0,002220737
Mar 01, 2019	16.734.900	8.969.951.372	0,001865662
Feb 28, 2019	30.356.500	8.969.951.372	0,003384244
Feb 27, 2019	36.997.700	8.969.951.372	0,004124627
Feb 26, 2019	14.627.700	8.969.951.372	0,001630745
Feb 25, 2019	18.727.300	8.969.951.372	0,002087782
Feb 22, 2019	10.067.700	8.969.951.372	0,001122381
Feb 21, 2019	28.793.800	8.969.951.372	0,003210029
Feb 20, 2019	38.085.100	8.969.951.372	0,004245854
Feb 19, 2019	14.959.600	8.969.951.372	0,001667746
Feb 18, 2019	17.019.800	8.969.951.372	0,001897424
Feb 15, 2019	22.762.000	8.969.951.372	0,002537583
Feb 14, 2019	19.807.400	8.969.951.372	0,002208195
Feb 13, 2019	22.677.100	8.969.951.372	0,002528118
Feb 12, 2019	37.802.800	8.969.951.372	0,004214382
Feb 11, 2019	8.812.400	8.969.951.372	0,000982436
Feb 08, 2019	16.025.200	8.969.951.372	0,001786543
Feb 07, 2019	12.917.700	8.969.951.372	0,001440108
Feb 06, 2019	20.624.900	8.969.951.372	0,002299332

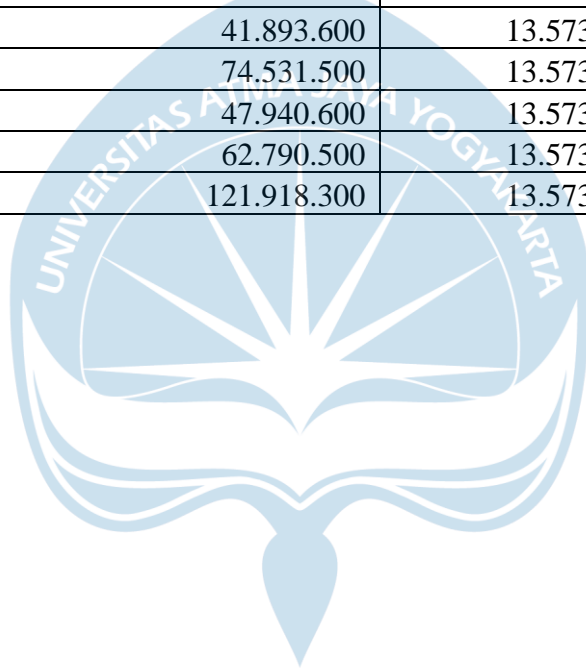
Feb 04, 2019	22.324.800	8.969.951.372	0,002488843
Feb 01, 2019	12.085.700	8.969.951.372	0,001347354
Jan 31, 2019	29.534.900	8.969.951.372	0,003292649

45. WSKT

Date	Jumlah Saham Yang Diperjual belikan	Jumlah Saham Yang Beredar	VIT
Jul 05, 2019	7.973.400	13.573.951.000	0,000587405
Jul 04, 2019	7.757.900	13.573.951.000	0,000571529
Jul 03, 2019	11.245.500	13.573.951.000	0,000828462
Jul 02, 2019	22.519.300	13.573.951.000	0,001659008
Jul 01, 2019	30.262.000	13.573.951.000	0,002229417
Jun 28, 2019	31.339.500	13.573.951.000	0,002308797
Jun 27, 2019	29.787.100	13.573.951.000	0,002194431
Jun 26, 2019	12.678.300	13.573.951.000	0,000934017
Jun 25, 2019	12.408.600	13.573.951.000	0,000914148
Jun 24, 2019	22.105.500	13.573.951.000	0,001628524
Jun 21, 2019	21.725.300	13.573.951.000	0,001600514
Jun 20, 2019	86.015.800	13.573.951.000	0,006336829
Jun 19, 2019	29.309.700	13.573.951.000	0,002159261
Jun 18, 2019	16.973.700	13.573.951.000	0,001250461
Jun 17, 2019	8.218.500	13.573.951.000	0,000605461
Jun 14, 2019	18.092.500	13.573.951.000	0,001332884
Jun 13, 2019	21.550.400	13.573.951.000	0,001587629
Jun 12, 2019	16.250.300	13.573.951.000	0,001197168
Jun 11, 2019	22.015.100	13.573.951.000	0,001621864
Jun 10, 2019	38.432.500	13.573.951.000	0,002831342
May 31, 2019	30.907.300	13.573.951.000	0,002276957
May 29, 2019	17.136.000	13.573.951.000	0,001262418
May 28, 2019	15.288.600	13.573.951.000	0,001126319
May 27, 2019	32.146.000	13.573.951.000	0,002368212
May 24, 2019	19.586.000	13.573.951.000	0,001442911
May 23, 2019	38.679.000	13.573.951.000	0,002849502
May 22, 2019	14.132.500	13.573.951.000	0,001041149
May 21, 2019	47.917.200	13.573.951.000	0,003530085
May 20, 2019	49.893.400	13.573.951.000	0,003675673
May 17, 2019	56.411.800	13.573.951.000	0,004155887
May 16, 2019	29.075.000	13.573.951.000	0,00214197
May 15, 2019	58.290.800	13.573.951.000	0,004294313
May 14, 2019	36.979.800	13.573.951.000	0,002724321
May 13, 2019	16.263.500	13.573.951.000	0,00119814
May 10, 2019	30.224.600	13.573.951.000	0,002226662
May 09, 2019	32.168.800	13.573.951.000	0,002369892

May 08, 2019	10.661.200	13.573.951.000	0,000785416
May 07, 2019	17.062.500	13.573.951.000	0,001257003
May 06, 2019	28.956.900	13.573.951.000	0,00213327
May 03, 2019	43.995.900	13.573.951.000	0,003241201
May 02, 2019	38.628.600	13.573.951.000	0,002845789
Apr 30, 2019	27.392.100	13.573.951.000	0,00201799
Apr 29, 2019	51.252.600	13.573.951.000	0,003775806
Apr 26, 2019	21.541.900	13.573.951.000	0,001587003
Apr 25, 2019	54.295.800	13.573.951.000	0,004
Apr 24, 2019	27.302.700	13.573.951.000	0,002011404
Apr 23, 2019	36.952.000	13.573.951.000	0,002722273
Apr 22, 2019	60.934.700	13.573.951.000	0,004489091
Apr 18, 2019	216.773.800	13.573.951.000	0,015969838
Apr 16, 2019	86.687.100	13.573.951.000	0,006386284
Apr 15, 2019	81.207.200	13.573.951.000	0,005982576
Apr 12, 2019	19.523.100	13.573.951.000	0,001438277
Apr 11, 2019	23.278.600	13.573.951.000	0,001714947
Apr 10, 2019	41.410.300	13.573.951.000	0,003050718
Apr 09, 2019	47.834.800	13.573.951.000	0,003524014
Apr 08, 2019	49.393.100	13.573.951.000	0,003638815
Apr 05, 2019	18.901.700	13.573.951.000	0,001392498
Apr 04, 2019	62.259.600	13.573.951.000	0,004586697
Apr 02, 2019	14.350.700	13.573.951.000	0,001057224
Apr 01, 2019	28.020.800	13.573.951.000	0,002064307
Mar 29, 2019	20.769.700	13.573.951.000	0,001530115
Mar 28, 2019	95.604.700	13.573.951.000	0,007043248
Mar 27, 2019	40.437.200	13.573.951.000	0,002979029
Mar 26, 2019	16.370.300	13.573.951.000	0,001206008
Mar 25, 2019	33.376.800	13.573.951.000	0,002458886
Mar 22, 2019	27.013.300	13.573.951.000	0,001990084
Mar 21, 2019	37.431.500	13.573.951.000	0,002757598
Mar 20, 2019	16.524.500	13.573.951.000	0,001217368
Mar 19, 2019	23.305.600	13.573.951.000	0,001716936
Mar 18, 2019	10.156.500	13.573.951.000	0,000748235
Mar 15, 2019	17.042.600	13.573.951.000	0,001255537
Mar 14, 2019	42.615.500	13.573.951.000	0,003139506
Mar 13, 2019	35.164.700	13.573.951.000	0,002590602
Mar 12, 2019	21.125.200	13.573.951.000	0,001556304
Mar 11, 2019	12.026.100	13.573.951.000	0,000885969
Mar 08, 2019	17.508.600	13.573.951.000	0,001289868
Mar 06, 2019	19.714.500	13.573.951.000	0,001452377
Mar 05, 2019	30.297.200	13.573.951.000	0,00223201
Mar 04, 2019	33.878.000	13.573.951.000	0,00249581
Mar 01, 2019	24.232.600	13.573.951.000	0,001785228
Feb 28, 2019	64.981.200	13.573.951.000	0,004787199

Feb 27, 2019	115.419.900	13.573.951.000	0,008503044
Feb 26, 2019	38.072.500	13.573.951.000	0,002804821
Feb 25, 2019	43.489.500	13.573.951.000	0,003203894
Feb 22, 2019	42.339.400	13.573.951.000	0,003119166
Feb 21, 2019	55.195.200	13.573.951.000	0,004066259
Feb 20, 2019	100.733.100	13.573.951.000	0,00742106
Feb 19, 2019	46.083.600	13.573.951.000	0,003395003
Feb 18, 2019	98.967.200	13.573.951.000	0,007290965
Feb 15, 2019	92.576.100	13.573.951.000	0,006820129
Feb 14, 2019	69.372.700	13.573.951.000	0,005110723
Feb 13, 2019	72.042.500	13.573.951.000	0,005307408
Feb 12, 2019	72.259.100	13.573.951.000	0,005323365
Feb 11, 2019	48.638.300	13.573.951.000	0,003583209
Feb 08, 2019	53.384.900	13.573.951.000	0,003932893
Feb 07, 2019	41.893.600	13.573.951.000	0,003086323
Feb 06, 2019	74.531.500	13.573.951.000	0,005490774
Feb 04, 2019	47.940.600	13.573.951.000	0,003531809
Feb 01, 2019	62.790.500	13.573.951.000	0,004625809
Jan 31, 2019	121.918.300	13.573.951.000	0,008981784



Lampiran 5. Data VMT Saham Sekuritas LQ45 Periode Estimasi Peristiwa Pertemuan antara Jokowi dan Prabowo Subianto

Date	ADRO	AKRA	ANTM	ASII	BBCA
Jul 05, 2019	70,628,300	4,352,700	50,855,300	17,084,700	6,544,500
Jul 04, 2019	78,860,000	7,289,500	66,853,300	25,196,500	5,644,900
Jul 03, 2019	50,270,400	12,525,000	54,919,100	30,525,700	8,728,000
Jul 02, 2019	61,499,600	9,556,000	91,154,400	30,466,600	9,712,700
Jul 01, 2019	82,112,100	10,065,200	42,965,100	28,466,100	11,322,500
Jun 28, 2019	27,379,100	5,540,600	52,368,400	22,286,100	16,183,800
Jun 27, 2019	72,833,900	6,630,000	64,935,900	24,916,300	15,505,000
Jun 26, 2019	166,716,100	6,220,800	200,362,500	20,215,500	11,866,900
Jun 25, 2019	105,687,100	6,477,700	275,452,400	23,606,900	8,112,300
Jun 24, 2019	14,749,600	7,816,800	508,895,400	23,779,400	6,016,800
Jun 21, 2019	69,385,800	7,821,500	60,110,800	72,597,200	28,829,800
Jun 20, 2019	32,480,900	9,076,600	62,291,200	26,961,500	11,900,900
Jun 19, 2019	26,814,800	9,292,800	43,953,700	31,520,000	13,388,900
Jun 18, 2019	18,426,900	6,712,000	33,098,900	17,393,200	15,757,600
Jun 17, 2019	17,974,500	8,121,700	28,157,100	11,239,700	16,724,800
Jun 14, 2019	38,776,200	9,381,200	50,343,600	28,282,900	11,444,100
Jun 13, 2019	24,047,900	20,741,100	63,594,700	33,860,400	15,760,500
Jun 12, 2019	37,842,600	13,605,400	28,834,200	27,570,300	13,851,100
Jun 11, 2019	24,974,300	8,406,400	62,235,400	37,387,000	14,580,200
Jun 10, 2019	57,316,800	11,045,100	90,967,600	50,332,200	35,847,600
May 31, 2019	46,433,700	9,027,900	68,215,100	46,478,800	19,375,000
May 29, 2019	44,624,700	8,828,500	30,909,700	28,805,600	26,608,900
May 28, 2019	68,587,800	8,727,100	43,438,700	77,066,000	41,984,600
May 27, 2019	21,527,300	6,467,700	35,206,800	20,859,100	13,712,800

May 24, 2019	31,953,100	4,809,800	52,437,900	22,372,000	7,480,400
May 23, 2019	48,887,300	10,234,200	21,166,000	26,460,200	10,985,200
May 22, 2019	18,810,700	6,570,300	31,952,100	22,967,500	7,703,800
May 21, 2019	55,039,500	9,019,800	38,955,100	35,020,100	19,474,200
May 20, 2019	26,879,400	5,681,100	34,347,200	28,865,800	10,952,900
May 17, 2019	39,289,200	2,817,000	27,663,100	25,102,800	14,841,400
May 16, 2019	41,379,600	4,526,600	41,029,900	47,245,500	17,587,800
May 15, 2019	65,521,800	3,566,800	44,583,500	30,786,000	14,413,000
May 14, 2019	46,837,700	2,888,000	40,924,600	47,782,200	22,960,100
May 13, 2019	38,541,600	4,956,500	124,908,400	26,992,400	12,744,100
May 10, 2019	45,642,400	4,490,400	57,180,100	37,086,400	15,226,100
May 09, 2019	45,523,500	5,335,000	50,343,600	42,585,100	25,327,300
May 08, 2019	38,977,100	4,683,500	65,244,700	22,454,500	11,812,400
May 07, 2019	30,469,700	8,026,500	28,834,200	22,700,800	11,835,400
May 06, 2019	36,012,900	7,776,200	62,235,400	22,291,100	7,329,900
May 03, 2019	57,040,400	7,600,100	54,329,700	30,801,100	11,648,900
May 02, 2019	95,810,800	13,911,700	137,906,400	37,010,600	16,175,900
Apr 30, 2019	52,568,500	4,782,900	170,456,400	29,569,700	21,521,500
Apr 29, 2019	37,698,700	5,893,300	58,705,500	33,169,300	13,096,100
Apr 26, 2019	15,772,900	6,318,100	89,643,600	31,531,100	13,240,900
Apr 25, 2019	25,000,900	5,528,700	66,940,200	34,998,300	12,296,500
Apr 24, 2019	32,154,700	2,819,200	51,596,500	22,044,600	9,395,000
Apr 23, 2019	43,700,800	4,547,200	71,182,400	30,486,900	9,730,800
Apr 22, 2019	33,244,100	5,228,200	55,993,500	33,999,600	12,567,500
Apr 18, 2019	46,156,300	6,442,700	45,249,700	88,459,900	25,866,500
Apr 16, 2019	59,364,200	4,718,600	204,176,400	37,600,500	14,203,400
Apr 15, 2019	26,778,800	4,459,700	32,011,800	30,002,000	13,630,400

Apr 12, 2019	15,146,200	4,922,800	61,345,200	12,332,300	3,715,400
Apr 11, 2019	19,145,000	5,712,300	54,393,300	17,082,800	5,071,200
Apr 10, 2019	30,538,500	4,735,900	45,850,200	18,506,200	3,901,700
Apr 09, 2019	74,323,800	3,609,700	26,026,400	31,230,600	5,889,400
Apr 08, 2019	48,482,300	5,227,800	37,710,400	23,973,800	7,982,000
Apr 05, 2019	40,829,900	2,917,300	34,026,000	21,303,800	4,382,700
Apr 04, 2019	78,420,500	3,633,900	24,939,800	38,598,100	9,622,400
Apr 02, 2019	36,085,600	3,638,700	24,534,400	28,647,700	7,370,600
Apr 01, 2019	27,290,600	3,205,600	28,052,000	13,152,600	4,357,200
Mar 29, 2019	39,336,400	4,396,500	27,065,400	30,122,900	7,246,800
Mar 28, 2019	23,189,200	5,764,500	29,402,200	17,584,700	6,437,500
Mar 27, 2019	27,627,500	8,569,100	57,585,600	12,546,100	3,560,900
Mar 26, 2019	32,397,600	11,746,000	39,720,000	23,711,700	3,979,100
Mar 25, 2019	68,403,800	8,527,700	33,177,200	51,758,500	4,610,900
Mar 22, 2019	12,361,200	5,386,100	102,570,500	13,387,300	5,920,200
Mar 21, 2019	28,910,600	6,539,300	35,601,300	31,066,900	7,973,200
Mar 20, 2019	17,269,700	9,656,500	36,938,600	30,377,700	8,477,700
Mar 19, 2019	18,861,200	12,395,800	40,085,400	40,585,700	10,305,400
Mar 18, 2019	20,874,200	3,975,700	69,385,900	32,558,100	8,558,200
Mar 15, 2019	30,627,900	5,267,900	90,085,600	39,356,200	8,351,900
Mar 14, 2019	61,455,900	5,324,100	291,118,200	29,057,900	8,219,200
Mar 13, 2019	99,221,100	4,461,800	24,513,000	35,882,400	3,544,400
Mar 12, 2019	56,659,400	6,856,600	45,745,800	36,724,200	8,035,700
Mar 11, 2019	111,529,800	7,960,100	25,720,600	33,829,300	6,493,800
Mar 08, 2019	50,118,800	5,720,400	53,100,700	86,989,800	12,225,200
Mar 06, 2019	43,142,100	5,477,500	39,191,400	35,643,300	7,555,400
Mar 05, 2019	99,046,800	3,230,600	70,904,500	60,708,500	9,299,900

Mar 04, 2019	144,915,900	4,295,700	122,690,300	31,484,700	12,782,100
Mar 01, 2019	77,736,800	3,912,600	73,143,000	56,265,500	14,517,900
Feb 28, 2019	62,148,900	6,758,900	58,777,900	119,005,400	19,873,200
Feb 27, 2019	43,819,400	7,103,200	44,170,700	38,903,200	15,703,900
Feb 26, 2019	43,479,900	5,610,500	56,923,900	29,923,400	19,689,200
Feb 25, 2019	68,473,000	5,040,400	33,518,900	34,983,600	9,577,400
Feb 22, 2019	144,782,800	8,216,600	135,418,800	32,076,500	9,654,300
Feb 21, 2019	155,986,100	11,182,000	226,942,600	41,248,700	10,912,300
Feb 20, 2019	103,338,100	8,364,400	81,427,400	46,538,800	17,916,600
Feb 19, 2019	81,308,800	5,323,400	99,715,700	24,292,900	12,893,800
Feb 18, 2019	45,571,400	5,367,100	89,292,800	39,041,200	12,598,200
Feb 15, 2019	54,815,800	5,877,000	144,940,600	51,353,000	16,268,000
Feb 14, 2019	51,789,900	8,734,000	315,950,100	37,462,300	21,747,700
Feb 13, 2019	89,133,300	5,208,900	289,138,600	60,065,900	20,623,100
Feb 12, 2019	85,248,600	5,163,000	136,492,700	84,655,500	19,176,700
Feb 11, 2019	62,534,100	5,383,200	352,356,500	34,439,900	7,527,800
Feb 08, 2019	65,555,100	3,629,400	93,794,700	36,834,100	13,053,700
Feb 07, 2019	45,892,300	6,396,600	153,083,300	27,500,100	12,739,500
Feb 06, 2019	36,227,000	4,180,400	142,992,100	28,617,900	24,399,300
Feb 04, 2019	41,270,100	6,815,100	91,891,800	27,634,200	22,769,300
Feb 01, 2019	45,433,300	11,150,800	276,688,800	23,915,300	11,543,900
Jan 31, 2019	109,294,400	7,134,700	242,283,100	49,304,900	27,180,900

Date	BBNI	BBRI	BBTN	BMRI	BRPT
Jul 05, 2019	20,009,900	53,771,200	12,680,500	93,378,100	76,835,000
Jul 04, 2019	12,135,200	38,687,900	15,119,800	15,789,300	110,770,500
Jul 03, 2019	17,274,500	74,371,900	30,168,000	46,966,800	106,851,500
Jul 02, 2019	16,533,900	134,440,200	13,900,400	32,437,800	115,691,500
Jul 01, 2019	28,253,300	104,844,900	30,135,500	30,727,800	108,854,500
Jun 28, 2019	40,920,300	102,580,700	51,480,200	30,944,000	116,181,500
Jun 27, 2019	9,097,400	81,746,600	101,566,600	31,576,000	92,321,000
Jun 26, 2019	14,435,600	102,850,200	22,330,400	36,057,600	83,499,500
Jun 25, 2019	9,168,800	59,456,000	9,171,100	29,651,600	81,032,500
Jun 24, 2019	16,048,900	82,569,600	12,599,200	35,126,100	67,664,500
Jun 21, 2019	25,762,800	170,191,100	26,331,000	72,959,800	132,977,500
Jun 20, 2019	27,201,100	107,715,700	18,990,100	46,794,600	150,447,500
Jun 19, 2019	39,873,300	167,220,600	46,799,400	78,307,600	115,675,500
Jun 18, 2019	31,353,100	158,342,200	30,229,000	52,053,100	108,923,500
Jun 17, 2019	10,977,900	55,193,600	20,301,900	23,634,700	134,240,500
Jun 14, 2019	20,197,300	72,298,800	20,805,900	30,836,100	146,885,000
Jun 13, 2019	27,200,700	116,825,700	49,686,200	31,741,200	129,138,000
Jun 12, 2019	19,614,500	92,904,100	14,478,600	34,665,400	145,708,500
Jun 11, 2019	22,439,900	116,270,900	16,918,200	53,570,200	106,456,000
Jun 10, 2019	50,837,600	196,745,300	34,713,400	104,021,200	215,145,000
May 31, 2019	44,580,400	261,104,200	30,470,600	86,726,500	294,831,000
May 29, 2019	39,146,400	139,713,200	9,674,700	44,698,700	271,787,000
May 28, 2019	16,123,400	376,621,800	42,379,000	149,390,400	1,646,003,500
May 27, 2019	24,187,400	123,578,400	29,097,600	72,305,500	169,920,000
May 24, 2019	21,607,800	150,398,400	14,984,600	49,575,600	114,099,000

May 23, 2019	20,428,500	209,226,900	11,430,300	32,834,400	202,469,000
May 22, 2019	39,155,400	118,633,800	5,319,700	44,126,500	207,747,000
May 21, 2019	21,827,500	206,532,500	17,916,600	64,438,600	118,586,000
May 20, 2019	30,723,600	165,275,800	20,595,100	46,723,600	153,821,500
May 17, 2019	18,224,200	155,199,000	9,064,500	29,858,300	158,010,000
May 16, 2019	45,353,000	144,094,800	16,464,700	43,240,500	131,768,000
May 15, 2019	34,222,700	167,394,600	12,662,500	56,486,200	166,635,500
May 14, 2019	10,355,000	115,090,400	18,038,800	42,991,900	309,028,500
May 13, 2019	22,575,600	71,877,200	18,393,200	41,671,400	122,326,000
May 10, 2019	34,914,900	120,282,900	23,769,800	32,504,700	110,643,000
May 09, 2019	20,841,200	163,340,000	16,023,500	45,473,500	123,004,500
May 08, 2019	30,955,000	120,152,500	13,873,700	39,958,400	170,834,500
May 07, 2019	27,776,100	112,789,100	14,463,600	34,430,900	200,107,500
May 06, 2019	29,596,100	143,009,800	20,603,000	50,478,300	135,101,000
May 03, 2019	30,037,100	109,485,100	19,658,500	30,070,800	119,767,500
May 02, 2019	34,914,900	126,901,700	8,593,700	34,471,900	211,583,000
Apr 30, 2019	23,381,400	127,804,000	13,279,100	51,621,500	179,842,500
Apr 29, 2019	13,182,200	76,916,700	15,703,000	56,386,500	194,295,000
Apr 26, 2019	31,360,400	132,874,000	21,946,000	75,348,700	162,069,000
Apr 25, 2019	30,639,100	184,463,200	40,392,900	55,592,600	136,644,000
Apr 24, 2019	11,306,400	172,810,100	36,910,000	27,704,200	167,180,000
Apr 23, 2019	12,582,600	54,840,800	32,167,700	32,692,300	153,092,500
Apr 22, 2019	19,359,500	101,963,500	31,015,800	34,990,900	107,306,500
Apr 18, 2019	45,250,500	182,035,000	109,093,700	121,671,700	134,638,500
Apr 16, 2019	21,640,500	90,837,700	77,807,800	71,533,400	150,795,000
Apr 15, 2019	11,410,600	64,160,400	22,481,900	24,125,500	169,643,000
Apr 12, 2019	9,585,700	76,584,700	22,287,300	26,686,200	143,096,000

Apr 11, 2019	15,629,600	171,468,700	9,295,200	35,194,500	137,038,000
Apr 10, 2019	8,647,600	106,216,900	14,752,000	15,276,300	143,074,000
Apr 09, 2019	7,248,300	73,325,100	17,543,000	30,718,900	118,676,500
Apr 08, 2019	8,930,100	75,453,200	18,498,000	22,931,300	162,663,500
Apr 05, 2019	5,983,200	49,127,500	11,240,800	20,267,100	114,651,500
Apr 04, 2019	24,435,600	63,002,400	19,788,000	59,541,700	156,886,000
Apr 02, 2019	11,222,700	44,403,800	19,640,600	18,436,400	96,751,000
Apr 01, 2019	4,977,100	66,844,600	30,373,500	28,945,300	161,328,500
Mar 29, 2019	9,906,800	64,740,600	25,893,400	35,570,100	79,784,000
Mar 28, 2019	11,412,300	61,147,700	14,875,700	23,934,300	214,890,000
Mar 27, 2019	3,556,900	51,063,000	12,907,700	19,453,300	95,595,000
Mar 26, 2019	3,377,300	68,612,800	10,528,100	14,399,700	225,761,000
Mar 25, 2019	13,335,100	82,166,300	23,545,200	22,875,800	94,981,000
Mar 22, 2019	16,786,000	94,636,900	17,322,400	22,629,700	85,993,000
Mar 21, 2019	19,302,000	110,206,700	57,645,900	34,414,900	79,287,000
Mar 20, 2019	11,594,400	85,969,100	12,213,000	25,826,400	57,177,500
Mar 19, 2019	19,718,000	57,945,500	21,460,100	79,348,000	63,482,000
Mar 18, 2019	19,137,800	92,904,100	14,120,200	26,070,100	53,485,500
Mar 15, 2019	17,407,200	97,150,400	32,718,700	35,872,200	112,955,500
Mar 14, 2019	6,691,000	90,157,600	30,162,900	22,106,100	108,622,000
Mar 13, 2019	16,369,400	46,756,100	3,766,100	27,865,300	39,004,000
Mar 12, 2019	10,090,800	63,500,100	16,958,900	30,254,800	62,367,000
Mar 11, 2019	7,355,900	46,743,400	7,803,800	26,956,200	51,801,500
Mar 08, 2019	18,978,500	129,784,700	41,722,900	35,761,700	56,164,500
Mar 06, 2019	11,669,800	56,508,700	12,780,800	47,488,800	110,271,500
Mar 05, 2019	14,371,800	70,615,700	32,549,400	111,556,600	32,710,000
Mar 04, 2019	14,274,100	57,026,900	27,497,000	14,829,900	43,813,000

Mar 01, 2019	13,328,400	71,431,900	75,958,000	23,501,600	54,126,000
Feb 28, 2019	16,705,600	106,492,300	32,230,400	42,490,100	78,022,000
Feb 27, 2019	9,536,800	88,062,100	21,198,700	36,178,400	38,627,500
Feb 26, 2019	16,312,700	61,418,800	19,004,800	47,045,500	46,632,000
Feb 25, 2019	15,648,900	106,730,500	29,484,000	45,760,000	166,418,500
Feb 22, 2019	29,821,700	81,700,600	23,062,400	83,798,400	39,840,000
Feb 21, 2019	13,233,200	114,540,900	24,999,600	50,101,900	71,415,000
Feb 20, 2019	15,269,000	124,066,500	31,254,200	96,440,600	59,536,500
Feb 19, 2019	8,822,000	139,946,000	22,793,500	46,357,100	55,267,500
Feb 18, 2019	16,397,300	93,662,400	22,077,800	43,108,400	124,348,500
Feb 15, 2019	12,834,700	87,738,200	27,101,800	46,001,400	97,292,500
Feb 14, 2019	17,323,600	119,542,400	30,455,500	47,849,500	105,069,000
Feb 13, 2019	28,996,500	108,181,100	21,309,400	37,523,200	52,730,000
Feb 12, 2019	12,847,200	94,961,400	37,208,200	41,322,100	53,056,000
Feb 11, 2019	14,771,300	55,587,600	33,582,600	36,179,100	41,392,500
Feb 08, 2019	12,925,300	78,473,000	20,873,200	23,414,200	43,710,500
Feb 07, 2019	5,928,600	82,938,300	19,515,300	15,811,400	50,278,500
Feb 06, 2019	19,683,100	78,073,900	23,381,400	30,140,700	32,297,000
Feb 04, 2019	22,538,800	75,955,600	24,745,800	40,459,600	32,461,000
Feb 01, 2019	41,779,900	140,105,900	74,412,500	52,147,700	54,806,000
Jan 31, 2019	36,206,100	252,448,500	35,734,900	107,004,300	31,380,500

Date	BSDE	BTPS	CPIN	CTRA	ERAA
Jul 05, 2019	9,112,600	26,892,400	33,341,000	17,528,500	27,311,300
Jul 04, 2019	9,220,500	32,338,400	13,672,200	45,295,700	83,782,100
Jul 03, 2019	14,546,700	28,184,800	18,812,300	31,792,400	73,676,500
Jul 02, 2019	9,743,500	40,768,300	22,499,300	37,519,600	46,538,000
Jul 01, 2019	12,806,300	32,527,500	10,309,800	84,452,200	105,182,100
Jun 28, 2019	14,610,800	55,584,400	17,187,300	68,230,100	48,051,800
Jun 27, 2019	15,921,000	32,809,400	25,859,300	56,561,900	73,735,000
Jun 26, 2019	11,393,200	38,917,000	4,272,400	35,571,700	112,404,800
Jun 25, 2019	14,406,200	46,876,000	6,907,400	43,816,900	232,087,800
Jun 24, 2019	14,966,600	36,360,200	5,704,700	20,028,700	195,799,400
Jun 21, 2019	22,252,000	33,910,800	18,917,400	40,000,400	18,567,800
Jun 20, 2019	44,750,800	45,116,300	10,176,600	63,833,400	44,344,600
Jun 19, 2019	32,836,100	39,942,200	12,251,100	38,566,300	38,566,300
Jun 18, 2019	18,154,700	41,381,100	11,482,100	65,529,900	48,283,400
Jun 17, 2019	6,286,100	44,992,400	26,789,000	22,319,700	43,322,500
Jun 14, 2019	6,586,200	40,721,400	16,733,000	29,604,400	11,424,700
Jun 13, 2019	18,329,600	35,035,000	18,321,300	72,255,000	29,639,300
Jun 12, 2019	7,227,300	33,374,000	16,388,000	28,350,800	88,737,800
Jun 11, 2019	21,696,100	24,203,100	8,408,500	31,727,200	69,660,800
Jun 10, 2019	28,843,600	50,717,500	11,944,800	115,033,900	34,669,500
May 31, 2019	25,645,200	56,049,600	18,065,100	32,688,300	28,843,300
May 29, 2019	4,637,000	51,476,600	9,010,800	32,291,700	26,475,200
May 28, 2019	22,322,900	68,148,000	42,883,100	46,297,700	25,880,600
May 27, 2019	6,606,000	33,574,000	12,022,100	36,548,400	37,124,400
May 24, 2019	5,667,300	48,283,900	11,496,700	33,998,300	35,882,600
May 23, 2019	7,303,500	37,476,200	7,707,600	35,952,500	44,392,700

May 22, 2019	2,209,800	44,361,800	6,307,800	11,104,100	10,574,600
May 21, 2019	10,288,300	50,823,900	9,921,900	35,286,500	34,273,700
May 20, 2019	8,397,300	34,993,400	11,122,300	16,655,400	28,233,800
May 17, 2019	9,784,700	41,695,900	9,480,600	13,087,800	19,606,200
May 16, 2019	16,852,400	36,855,400	13,155,000	22,373,000	25,829,000
May 15, 2019	13,449,200	62,936,500	8,922,600	15,807,700	36,703,300
May 14, 2019	10,956,300	53,130,600	12,557,800	29,492,700	53,447,200
May 13, 2019	14,488,800	70,603,200	8,901,200	16,735,500	70,330,300
May 10, 2019	12,759,100	66,520,400	16,845,800	21,867,700	137,101,000
May 09, 2019	15,653,000	66,963,000	17,126,700	23,806,700	56,242,500
May 08, 2019	10,667,600	88,500,900	17,094,200	13,993,100	46,577,700
May 07, 2019	9,109,100	117,997,200	9,502,900	10,945,900	44,569,600
May 06, 2019	16,435,900	50,842,600	11,112,900	14,315,600	61,058,900
May 03, 2019	23,243,100	129,511,800	12,951,800	22,709,500	115,915,700
May 02, 2019	12,505,600	132,112,100	9,854,900	20,063,300	181,937,200
Apr 30, 2019	6,608,700	85,182,800	14,678,300	23,724,100	103,805,500
Apr 29, 2019	6,975,900	40,812,300	10,973,000	15,977,600	10,806,100
Apr 26, 2019	8,077,300	70,404,100	15,379,100	10,027,300	28,062,500
Apr 25, 2019	17,509,900	81,058,700	22,018,800	41,023,900	33,260,800
Apr 24, 2019	11,480,500	64,047,700	16,112,100	38,854,000	88,628,000
Apr 23, 2019	14,736,500	59,717,300	4,495,800	14,157,200	72,519,900
Apr 22, 2019	20,294,600	91,552,200	6,272,900	34,636,100	13,834,800
Apr 18, 2019	31,516,300	119,538,200	8,981,400	101,000,700	26,360,300
Apr 16, 2019	15,223,200	116,226,700	6,176,000	34,104,200	29,545,200
Apr 15, 2019	22,715,300	88,684,400	8,701,700	27,245,200	49,791,200
Apr 12, 2019	9,554,700	19,785,200	7,128,200	16,997,100	11,140,100
Apr 11, 2019	9,434,500	21,429,500	4,494,000	11,651,400	19,484,500

Apr 10, 2019	14,324,800	72,197,200	5,280,500	10,039,200	39,834,100
Apr 09, 2019	10,534,900	57,591,100	8,559,100	48,581,900	18,724,300
Apr 08, 2019	7,404,700	101,190,600	6,632,300	27,544,300	18,544,400
Apr 05, 2019	16,249,400	33,680,600	9,393,000	14,380,600	9,933,800
Apr 04, 2019	14,345,400	18,902,800	7,629,900	22,902,500	4,478,600
Apr 02, 2019	6,406,200	21,369,300	5,760,100	60,863,700	16,250,800
Apr 01, 2019	8,037,300	49,170,600	10,672,100	93,248,400	13,253,100
Mar 29, 2019	3,923,400	25,033,200	20,057,300	13,756,600	49,379,500
Mar 28, 2019	9,954,300	20,626,000	6,588,500	11,571,000	24,901,000
Mar 27, 2019	9,335,400	23,380,800	2,700,000	10,881,800	3,160,900
Mar 26, 2019	11,825,200	48,190,600	1,803,900	59,756,200	6,503,800
Mar 25, 2019	8,996,000	25,480,200	3,859,600	36,528,000	15,741,200
Mar 22, 2019	10,522,400	32,759,100	3,949,900	127,601,900	5,683,500
Mar 21, 2019	29,725,500	95,239,400	4,095,800	139,871,500	7,005,500
Mar 20, 2019	5,162,500	52,217,700	1,735,700	12,860,400	16,954,900
Mar 19, 2019	17,958,800	72,638,900	1,969,600	27,433,600	9,453,000
Mar 18, 2019	19,427,700	101,442,800	4,510,200	59,802,400	24,751,900
Mar 15, 2019	10,618,300	35,352,600	7,837,600	19,886,900	13,463,500
Mar 14, 2019	3,876,000	44,959,600	6,759,300	10,336,900	17,356,200
Mar 13, 2019	6,802,300	23,437,100	2,244,900	4,562,100	7,780,800
Mar 12, 2019	11,154,500	68,317,600	1,900,200	6,172,600	13,501,400
Mar 11, 2019	14,323,100	23,580,000	1,239,100	14,773,400	8,492,500
Mar 08, 2019	17,302,000	25,837,100	3,581,000	9,094,600	14,773,400
Mar 06, 2019	10,590,400	31,022,900	3,963,400	12,587,700	9,722,100
Mar 05, 2019	10,644,900	32,203,300	5,481,900	18,007,100	9,517,800
Mar 04, 2019	5,901,100	78,751,200	4,844,600	18,280,300	12,080,300
Mar 01, 2019	9,518,600	23,721,200	4,018,000	23,411,800	13,770,400

Feb 28, 2019	25,134,200	16,876,400	11,263,800	54,825,900	13,573,100
Feb 27, 2019	27,744,300	20,838,600	7,115,700	66,209,000	13,164,900
Feb 26, 2019	11,150,100	24,051,100	12,034,300	48,090,800	35,726,100
Feb 25, 2019	11,024,500	53,851,500	5,690,800	42,646,800	35,762,500
Feb 22, 2019	10,666,200	77,897,100	11,199,600	38,136,400	17,733,500
Feb 21, 2019	15,551,300	27,934,900	8,585,000	33,583,800	32,702,800
Feb 20, 2019	22,880,000	28,538,000	10,340,600	41,015,200	46,794,100
Feb 19, 2019	8,028,400	50,778,600	3,030,500	25,678,100	40,648,200
Feb 18, 2019	15,968,000	91,132,300	3,779,200	56,608,300	29,794,300
Feb 15, 2019	15,959,900	88,107,900	6,072,700	57,276,000	38,755,900
Feb 14, 2019	6,549,400	68,018,600	7,237,100	41,853,300	24,386,200
Feb 13, 2019	5,969,100	42,591,100	5,990,000	20,487,300	18,713,000
Feb 12, 2019	27,958,300	22,937,200	12,610,200	42,830,200	20,406,600
Feb 11, 2019	16,870,600	17,672,900	7,748,100	21,331,600	16,250,600
Feb 08, 2019	11,144,100	22,331,000	9,734,300	18,056,000	26,481,100
Feb 07, 2019	9,398,200	26,896,800	10,830,800	28,013,100	39,477,300
Feb 06, 2019	24,797,700	26,650,600	14,429,600	85,503,100	25,108,000
Feb 04, 2019	9,934,000	24,671,900	14,629,700	45,765,300	27,249,600
Feb 01, 2019	18,993,600	33,741,000	17,538,600	76,489,500	32,153,100
Jan 31, 2019	58,370,900	65,070,300	40,785,600	188,325,100	63,666,000

Date	EXCL	GGRM	HMSP	ICBP	INCO
Jul 05, 2019	8,873,400	1,149,300	58,543,500	4,857,300	6,601,900
Jul 04, 2019	7,483,000	1,120,600	43,866,900	1,186,700	7,873,200
Jul 03, 2019	7,888,800	1,216,100	62,420,200	3,023,200	17,084,700
Jul 02, 2019	4,694,000	1,426,500	50,937,900	2,919,400	3,484,900
Jul 01, 2019	7,193,000	1,243,300	48,696,900	1,810,900	17,955,500

Jun 28, 2019	16,338,700	1,586,300	33,433,700	5,163,200	5,011,700
Jun 27, 2019	4,830,300	846,900	30,199,700	4,233,600	11,056,000
Jun 26, 2019	4,080,800	1,362,200	31,288,200	4,283,700	6,361,800
Jun 25, 2019	4,768,200	1,419,800	13,036,800	24,636,700	12,944,600
Jun 24, 2019	2,968,700	839,500	34,371,900	1,975,100	3,782,800
Jun 21, 2019	8,630,700	3,378,200	69,208,600	12,671,700	4,011,500
Jun 20, 2019	10,083,200	2,448,600	40,740,900	4,722,800	6,199,700
Jun 19, 2019	7,574,200	1,055,600	13,888,700	4,624,400	6,155,100
Jun 18, 2019	6,053,800	969,700	14,422,400	16,228,900	4,136,600
Jun 17, 2019	2,026,100	850,000	15,221,300	2,591,800	3,042,200
Jun 14, 2019	5,537,200	1,650,400	13,824,500	3,172,900	2,359,200
Jun 13, 2019	8,567,800	647,100	9,675,200	5,328,600	4,700,200
Jun 12, 2019	6,123,100	692,800	17,581,100	4,065,500	12,564,700
Jun 11, 2019	5,801,400	925,000	17,775,300	9,200,400	11,136,300
Jun 10, 2019	14,450,100	1,717,900	20,458,400	4,458,100	8,766,500
May 31, 2019	20,433,200	1,488,200	29,721,300	7,160,600	4,931,100
May 29, 2019	9,654,100	1,285,600	16,456,400	3,939,700	4,810,600
May 28, 2019	4,355,000	2,751,000	51,010,300	11,469,100	9,698,100
May 27, 2019	9,575,700	855,200	16,812,900	2,815,700	12,297,800
May 24, 2019	7,215,000	999,300	21,196,600	2,087,200	8,450,000
May 23, 2019	10,154,800	1,168,100	18,530,200	3,942,700	7,793,100
May 22, 2019	2,000,400	1,000,900	11,146,900	2,243,500	5,636,800
May 21, 2019	5,280,300	893,600	24,828,300	2,987,200	10,487,900
May 20, 2019	9,392,800	599,800	27,137,700	2,840,200	3,982,400
May 17, 2019	7,490,000	814,500	21,910,600	3,029,000	6,788,800
May 16, 2019	6,731,200	1,056,200	24,181,000	5,387,200	13,422,500
May 15, 2019	14,982,700	1,573,700	18,713,800	6,269,800	8,896,300

May 14, 2019	15,250,000	1,565,300	26,705,400	5,829,500	10,707,800
May 13, 2019	14,260,300	744,400	22,691,900	5,054,900	6,805,900
May 10, 2019	15,030,400	1,894,100	35,900,800	8,510,000	8,282,000
May 09, 2019	11,767,700	3,000,500	66,871,600	7,134,000	8,252,300
May 08, 2019	12,287,700	1,334,300	18,926,500	4,525,600	9,170,800
May 07, 2019	43,528,900	1,628,300	29,074,700	5,647,100	12,976,100
May 06, 2019	21,344,400	880,700	9,985,600	4,011,200	4,969,900
May 03, 2019	14,894,300	1,240,300	23,846,100	7,205,900	8,567,000
May 02, 2019	11,696,900	1,547,300	32,408,000	9,553,100	11,473,200
Apr 30, 2019	9,537,500	4,244,700	35,654,000	23,070,300	6,434,800
Apr 29, 2019	12,936,000	1,945,200	31,802,400	7,772,200	5,301,900
Apr 26, 2019	7,321,000	2,553,900	27,689,100	9,330,800	6,448,400
Apr 25, 2019	6,940,600	2,074,900	24,610,300	8,457,600	9,997,100
Apr 24, 2019	11,371,700	2,809,900	22,979,900	4,551,000	10,408,700
Apr 23, 2019	28,490,600	1,332,000	23,759,800	7,391,100	6,687,600
Apr 22, 2019	34,552,200	2,534,500	80,193,100	4,508,800	5,955,900
Apr 18, 2019	33,758,200	2,601,200	22,691,800	9,814,000	18,667,800
Apr 16, 2019	19,715,400	2,142,100	18,791,400	9,366,900	11,962,900
Apr 15, 2019	10,623,500	3,949,900	24,871,200	7,383,800	5,866,400
Apr 12, 2019	25,336,100	466,400	6,651,500	5,680,700	2,732,900
Apr 11, 2019	12,387,200	537,500	12,824,400	6,438,100	8,988,700
Apr 10, 2019	5,073,500	1,094,800	10,461,700	6,151,300	9,333,600
Apr 09, 2019	6,235,800	891,900	18,363,300	5,422,000	7,546,600
Apr 08, 2019	7,210,800	1,295,300	30,844,700	7,669,000	6,233,900
Apr 05, 2019	5,133,300	1,532,300	12,113,000	4,860,900	2,275,800
Apr 04, 2019	4,286,200	1,287,100	6,498,500	9,460,500	6,660,300
Apr 02, 2019	4,412,800	728,200	6,912,600	10,437,700	7,486,500

Apr 01, 2019	8,439,600	636,900	6,818,900	4,725,200	10,155,200
Mar 29, 2019	2,525,300	688,300	7,978,200	6,738,300	5,538,000
Mar 28, 2019	6,086,000	636,500	3,549,000	9,427,300	2,841,900
Mar 27, 2019	5,639,200	616,100	3,894,500	19,033,200	3,664,600
Mar 26, 2019	8,179,200	965,900	11,130,400	8,418,700	3,578,500
Mar 25, 2019	8,303,100	2,259,000	10,878,500	23,557,600	8,199,600
Mar 22, 2019	2,572,000	2,068,300	14,688,200	1,489,800	3,329,700
Mar 21, 2019	10,669,000	1,419,400	8,543,900	1,341,800	8,219,900
Mar 20, 2019	13,744,500	415,500	12,421,900	2,728,000	8,580,100
Mar 19, 2019	10,211,800	591,400	27,961,000	1,519,700	5,732,000
Mar 18, 2019	21,103,300	153,100	6,313,000	2,640,000	7,128,000
Mar 15, 2019	12,313,300	447,800	11,214,100	4,923,600	3,237,300
Mar 14, 2019	8,467,900	260,600	4,780,500	3,788,300	2,288,700
Mar 13, 2019	35,771,200	292,200	11,295,400	2,021,700	4,833,400
Mar 12, 2019	11,946,700	422,000	6,566,500	2,133,600	6,254,800
Mar 11, 2019	11,314,900	660,000	5,334,400	882,300	7,548,300
Mar 08, 2019	20,327,500	777,400	10,686,300	1,951,100	16,485,600
Mar 06, 2019	3,207,900	1,727,900	15,311,700	2,877,200	12,169,400
Mar 05, 2019	14,575,000	1,996,600	17,675,100	1,656,800	9,755,900
Mar 04, 2019	9,909,200	3,681,800	34,185,500	1,743,000	10,455,900
Mar 01, 2019	23,691,300	2,267,700	41,805,500	5,823,400	21,621,400
Feb 28, 2019	28,718,100	1,580,500	19,092,500	5,742,300	8,580,700
Feb 27, 2019	22,082,600	1,441,700	31,034,800	4,188,700	7,583,700
Feb 26, 2019	31,258,600	974,800	18,226,000	5,769,300	12,563,400
Feb 25, 2019	11,932,100	721,200	25,793,000	5,233,500	16,170,800
Feb 22, 2019	14,537,900	1,119,700	15,981,800	8,520,200	10,090,400
Feb 21, 2019	16,555,400	535,800	11,596,700	15,449,600	15,841,100

Feb 20, 2019	30,943,600	841,500	23,881,700	6,394,400	16,226,200
Feb 19, 2019	59,416,800	451,400	9,182,800	3,472,600	11,764,000
Feb 18, 2019	95,862,900	1,265,600	26,976,200	5,625,800	14,661,000
Feb 15, 2019	211,910,100	924,000	18,208,400	3,255,100	10,028,600
Feb 14, 2019	43,970,600	1,177,500	20,809,800	4,307,200	7,439,800
Feb 13, 2019	15,619,400	1,053,300	16,470,200	3,454,900	17,552,800
Feb 12, 2019	21,694,700	813,200	19,399,200	5,405,200	16,975,900
Feb 11, 2019	23,067,700	568,100	7,450,700	4,834,800	18,702,100
Feb 08, 2019	21,432,400	716,000	11,098,300	5,670,000	16,066,200
Feb 07, 2019	28,062,500	514,400	10,689,300	3,523,400	19,208,100
Feb 06, 2019	40,880,800	764,000	21,287,200	7,406,500	35,060,000
Feb 04, 2019	16,082,100	1,202,300	36,408,400	4,469,100	16,812,400
Feb 01, 2019	10,715,500	1,071,800	22,492,800	2,471,600	11,668,400
Jan 31, 2019	11,999,900	1,469,400	64,438,300	11,009,300	38,996,600

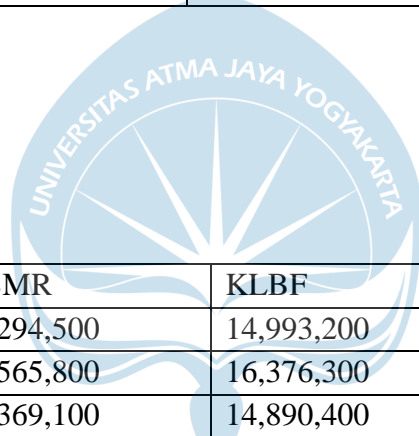
Date	INDF	INDY	INKP	INTP	ITMG
Jul 05, 2019	3,080,800	50,843,500	9,875,300	1,155,100	1,124,600
Jul 04, 2019	1,376,400	39,516,100	8,649,700	1,070,800	775,200
Jul 03, 2019	4,854,700	12,363,000	9,472,600	1,786,200	1,466,500
Jul 02, 2019	6,254,100	32,226,500	5,729,700	2,443,600	1,534,700
Jul 01, 2019	3,767,400	58,288,600	3,068,500	2,417,000	1,015,100
Jun 28, 2019	4,512,100	14,194,700	8,890,800	2,059,300	771,300
Jun 27, 2019	5,640,300	47,155,100	18,247,800	1,544,800	788,600
Jun 26, 2019	4,211,900	118,578,600	7,935,400	1,367,400	2,550,900
Jun 25, 2019	3,575,500	97,370,800	12,100,000	1,934,000	2,417,700
Jun 24, 2019	3,912,800	6,456,000	16,425,000	901,200	1,443,100
Jun 21, 2019	15,619,600	5,609,100	36,564,800	4,552,800	1,995,300

Jun 20, 2019	6,887,300	6,384,000	63,697,500	2,586,000	1,199,200
Jun 19, 2019	4,303,800	6,063,700	26,252,200	1,803,400	1,361,900
Jun 18, 2019	11,929,200	6,527,400	5,568,600	1,254,500	1,283,000
Jun 17, 2019	8,436,000	9,267,100	9,283,700	810,500	1,404,500
Jun 14, 2019	9,405,000	8,718,500	8,814,600	1,618,800	2,394,600
Jun 13, 2019	10,009,100	10,407,400	15,632,500	1,706,700	970,500
Jun 12, 2019	9,086,900	16,753,400	11,961,300	1,302,800	1,159,700
Jun 11, 2019	14,457,400	5,360,100	13,915,600	2,197,800	4,352,200
Jun 10, 2019	16,927,100	4,181,400	24,999,300	3,878,500	3,941,000
May 31, 2019	13,993,100	6,691,400	21,360,700	4,548,900	1,200,500
May 29, 2019	8,068,500	7,037,600	14,269,600	1,823,000	1,163,600
May 28, 2019	18,328,800	15,607,300	21,326,800	3,881,800	487,800
May 27, 2019	7,857,500	10,335,600	7,577,100	2,145,400	390,800
May 24, 2019	4,276,100	18,544,700	7,768,300	1,453,500	1,245,500
May 23, 2019	5,311,200	10,278,700	8,821,500	1,211,300	1,132,200
May 22, 2019	5,867,400	4,722,200	8,427,200	896,700	436,100
May 21, 2019	9,653,100	9,410,300	8,984,800	2,277,200	763,100
May 20, 2019	7,418,900	6,494,000	8,379,500	2,156,600	1,395,700
May 17, 2019	6,890,000	16,858,200	5,914,400	2,763,600	1,058,000
May 16, 2019	7,602,800	16,433,400	6,304,100	1,716,500	1,495,400
May 15, 2019	8,574,000	16,531,500	5,023,500	2,207,500	944,800
May 14, 2019	14,284,900	9,297,200	8,044,000	2,142,300	1,201,700
May 13, 2019	8,865,100	7,775,000	4,173,000	2,861,200	2,479,800
May 10, 2019	8,679,000	5,199,500	6,527,200	3,740,000	2,323,500
May 09, 2019	9,143,600	7,155,400	9,329,100	3,418,600	1,751,400
May 08, 2019	7,032,200	7,060,700	4,273,600	2,956,500	1,105,200
May 07, 2019	6,338,000	12,279,200	3,297,200	1,951,100	1,101,800

May 06, 2019	3,462,800	13,926,500	4,030,700	2,149,400	730,300
May 03, 2019	10,742,200	11,386,900	4,744,800	3,462,300	2,201,900
May 02, 2019	17,405,800	8,535,200	9,110,600	3,101,300	1,836,100
Apr 30, 2019	50,600,300	10,588,800	11,109,000	2,514,000	1,715,300
Apr 29, 2019	4,708,200	4,273,300	6,791,700	1,301,300	1,087,800
Apr 26, 2019	5,748,900	5,605,000	5,154,100	1,341,200	598,800
Apr 25, 2019	7,537,000	7,414,600	3,616,900	3,097,300	959,800
Apr 24, 2019	4,957,400	19,887,800	3,885,100	1,495,900	915,300
Apr 23, 2019	5,276,700	10,252,600	5,163,600	3,522,900	1,363,700
Apr 22, 2019	7,073,400	4,629,500	7,944,600	1,139,200	612,900
Apr 18, 2019	20,284,300	12,588,000	12,150,800	2,795,700	1,889,300
Apr 16, 2019	7,864,100	9,372,100	6,351,700	1,008,300	1,391,700
Apr 15, 2019	18,831,600	5,835,200	3,127,500	1,145,800	1,571,800
Apr 12, 2019	16,304,200	5,107,300	4,398,500	1,016,300	1,844,800
Apr 11, 2019	22,433,400	4,934,300	3,973,100	473,200	1,541,700
Apr 10, 2019	4,685,400	8,735,800	8,912,700	477,700	2,371,200
Apr 09, 2019	3,932,700	16,905,100	8,694,300	587,200	2,003,400
Apr 08, 2019	5,097,800	16,402,300	6,701,500	441,300	2,883,100
Apr 05, 2019	7,202,000	3,994,000	8,487,800	223,500	1,766,500
Apr 04, 2019	11,150,800	14,690,600	12,116,600	661,700	6,011,700
Apr 02, 2019	9,856,900	7,462,500	4,765,200	906,100	2,235,900
Apr 01, 2019	9,959,200	9,859,000	5,615,700	2,177,600	1,446,400
Mar 29, 2019	17,725,000	10,256,500	15,193,600	1,128,700	1,318,500
Mar 28, 2019	10,518,500	2,931,700	3,857,100	1,880,600	1,539,200
Mar 27, 2019	23,835,300	5,930,800	4,559,500	1,326,900	1,908,200
Mar 26, 2019	10,598,300	3,280,200	6,754,100	1,737,600	2,267,000
Mar 25, 2019	33,347,800	10,343,800	7,462,200	1,638,600	4,716,300

Mar 22, 2019	2,350,200	8,733,400	6,539,000	1,894,000	1,123,400
Mar 21, 2019	3,093,200	9,059,500	4,511,900	4,206,000	1,199,000
Mar 20, 2019	2,475,800	7,798,900	8,674,900	774,400	1,333,200
Mar 19, 2019	3,656,700	6,751,700	8,612,200	829,300	793,700
Mar 18, 2019	3,022,400	5,444,000	8,237,700	1,476,400	662,900
Mar 15, 2019	6,471,900	3,780,200	12,387,200	1,238,800	663,000
Mar 14, 2019	3,091,100	10,865,600	11,966,400	615,600	1,127,700
Mar 13, 2019	4,053,100	16,496,100	12,488,500	489,000	1,180,800
Mar 12, 2019	4,383,300	7,874,100	10,441,800	990,000	1,924,500
Mar 11, 2019	2,252,000	18,485,900	3,862,500	720,000	2,612,500
Mar 08, 2019	4,010,100	13,888,200	2,714,400	1,141,400	1,471,800
Mar 06, 2019	7,002,100	13,260,000	4,116,700	1,231,900	1,698,300
Mar 05, 2019	5,515,000	29,632,100	2,410,000	706,900	1,457,400
Mar 04, 2019	4,126,900	40,142,100	1,584,300	1,225,500	2,653,500
Mar 01, 2019	15,756,800	15,926,800	2,924,500	1,397,100	1,583,100
Feb 28, 2019	18,118,700	11,736,500	7,760,800	2,116,200	1,424,700
Feb 27, 2019	6,564,000	30,254,900	2,932,800	1,651,600	2,182,000
Feb 26, 2019	4,703,500	30,316,700	2,705,800	2,175,400	1,859,400
Feb 25, 2019	3,938,800	21,772,600	2,903,200	961,900	1,551,700
Feb 22, 2019	6,665,200	50,870,400	2,151,200	1,440,400	4,532,500
Feb 21, 2019	5,095,900	87,774,900	1,604,500	915,100	3,491,400
Feb 20, 2019	6,396,800	28,137,000	5,017,500	1,940,200	1,394,100
Feb 19, 2019	2,286,800	46,255,200	2,376,900	1,077,900	2,364,100
Feb 18, 2019	3,942,700	18,682,800	2,816,000	929,700	1,268,000
Feb 15, 2019	4,941,500	15,417,600	4,521,300	1,073,800	2,318,800
Feb 14, 2019	6,118,100	16,503,700	3,317,500	684,600	701,300
Feb 13, 2019	9,769,800	8,680,500	3,338,800	882,800	1,129,200

Feb 12, 2019	8,761,200	22,483,900	2,967,500	1,256,800	1,170,900
Feb 11, 2019	5,865,200	20,831,100	2,038,300	595,600	2,191,400
Feb 08, 2019	9,997,000	17,396,900	3,767,700	894,800	1,560,000
Feb 07, 2019	9,943,100	14,953,900	2,978,600	418,700	1,176,100
Feb 06, 2019	11,891,700	28,297,300	6,353,500	1,989,300	885,400
Feb 04, 2019	13,322,100	16,169,800	3,889,600	766,400	895,100
Feb 01, 2019	12,587,000	9,661,400	4,023,000	1,038,400	1,628,900
Jan 31, 2019	15,054,900	22,120,000	8,248,600	2,692,000	2,636,700



Date	JPFA	JSMR	KLBF	LPPF	MEDC
Jul 05, 2019	114,683,800	3,294,500	14,993,200	3,025,500	9,630,300
Jul 04, 2019	44,477,800	1,565,800	16,376,300	6,376,400	7,335,700
Jul 03, 2019	65,194,500	3,369,100	14,890,400	7,113,900	27,535,900
Jul 02, 2019	44,088,100	4,466,100	17,786,600	11,748,600	34,027,700
Jul 01, 2019	20,749,300	12,144,000	7,220,600	5,521,000	71,518,400
Jun 28, 2019	21,873,500	8,920,600	14,398,600	7,920,700	12,749,800
Jun 27, 2019	57,220,000	8,129,400	13,759,800	9,803,800	18,253,900
Jun 26, 2019	28,509,800	3,450,100	8,889,400	13,736,600	63,165,900
Jun 25, 2019	62,352,600	6,611,700	8,008,100	9,904,400	49,917,000
Jun 24, 2019	54,541,000	6,472,100	5,649,800	11,459,400	18,872,500
Jun 21, 2019	16,722,700	19,631,200	57,082,300	11,810,800	53,090,300
Jun 20, 2019	31,067,100	28,896,300	23,322,700	13,152,200	21,423,700

Jun 19, 2019	39,701,300	16,091,400	30,480,000	19,438,400	21,543,600
Jun 18, 2019	33,579,000	4,457,300	25,368,700	12,698,800	13,110,300
Jun 17, 2019	71,682,300	8,121,800	8,921,600	10,129,900	7,357,700
Jun 14, 2019	35,339,100	4,518,200	13,729,000	10,719,000	13,516,500
Jun 13, 2019	65,397,800	9,670,800	18,236,400	10,968,200	15,078,000
Jun 12, 2019	109,327,700	10,038,500	13,802,100	10,984,300	8,663,400
Jun 11, 2019	17,888,200	10,046,000	15,553,200	4,814,400	13,677,400
Jun 10, 2019	19,594,400	54,691,200	18,929,100	14,719,900	15,962,500
May 31, 2019	38,053,700	10,623,400	47,925,100	6,645,500	10,777,600
May 29, 2019	21,246,100	6,159,200	29,183,800	10,921,800	3,808,200
May 28, 2019	65,673,000	25,276,600	65,365,400	10,615,200	34,824,900
May 27, 2019	43,084,700	7,203,700	17,398,400	4,723,900	7,680,700
May 24, 2019	39,352,600	4,220,300	10,313,000	6,205,600	11,234,300
May 23, 2019	32,561,300	2,770,100	14,773,900	5,485,800	21,185,700
May 22, 2019	11,922,600	1,858,900	9,887,200	5,360,800	18,244,100
May 21, 2019	38,279,300	6,904,800	12,531,500	13,159,200	10,229,600
May 20, 2019	28,117,700	5,313,600	24,935,600	5,753,300	20,395,800
May 17, 2019	35,825,300	2,376,500	33,258,400	4,934,200	6,640,300
May 16, 2019	33,809,400	3,252,600	26,297,800	4,528,200	6,269,700
May 15, 2019	43,320,300	3,205,500	29,428,800	10,485,800	6,406,100
May 14, 2019	26,883,000	6,697,200	31,724,800	11,872,900	15,562,400
May 13, 2019	24,190,700	6,812,100	25,711,300	13,181,900	14,387,900
May 10, 2019	21,691,300	3,904,000	23,369,200	7,929,900	15,283,200
May 09, 2019	38,707,300	4,830,300	34,466,900	11,993,300	14,105,200
May 08, 2019	48,224,600	6,404,200	17,486,600	13,785,500	4,714,000
May 07, 2019	49,694,800	6,939,500	12,350,500	20,215,400	9,533,300
May 06, 2019	31,286,300	7,094,000	28,357,200	8,541,400	13,797,200

May 03, 2019	51,721,000	7,831,400	27,461,400	12,839,400	19,220,200
May 02, 2019	37,267,500	5,861,700	55,555,500	25,554,300	12,874,300
Apr 30, 2019	56,927,600	4,254,300	43,375,800	35,362,300	6,562,600
Apr 29, 2019	76,304,200	6,870,000	8,461,500	17,856,900	14,234,800
Apr 26, 2019	48,038,600	7,109,200	11,807,000	27,287,600	5,050,900
Apr 25, 2019	108,226,100	7,614,200	27,010,100	14,873,100	13,812,400
Apr 24, 2019	50,616,300	13,465,300	9,784,600	4,666,800	15,428,700
Apr 23, 2019	17,743,200	4,417,900	15,935,500	12,456,200	75,325,200
Apr 22, 2019	13,360,400	7,922,500	18,126,300	13,196,800	33,002,600
Apr 18, 2019	24,047,300	13,183,500	38,798,400	22,854,300	9,345,400
Apr 16, 2019	38,590,900	4,351,900	16,842,400	20,902,500	10,753,400
Apr 15, 2019	54,861,800	4,492,300	29,657,600	16,261,700	5,930,000
Apr 12, 2019	18,249,100	2,029,700	26,667,100	3,192,300	9,498,000
Apr 11, 2019	24,133,000	1,363,400	4,779,500	4,265,800	8,679,200
Apr 10, 2019	31,874,100	7,511,100	6,300,600	5,442,700	33,123,900
Apr 09, 2019	35,505,600	6,939,200	6,242,500	6,776,000	8,858,900
Apr 08, 2019	81,668,600	4,567,000	6,588,200	7,618,100	22,054,400
Apr 05, 2019	91,641,800	5,455,600	5,363,700	10,330,600	13,068,400
Apr 04, 2019	77,405,200	3,659,300	6,032,500	17,055,100	9,286,900
Apr 02, 2019	90,793,500	2,680,800	4,543,700	7,116,400	19,266,900
Apr 01, 2019	66,630,400	3,231,000	7,441,700	2,904,100	11,567,100
Mar 29, 2019	161,822,800	16,969,500	7,590,100	6,797,700	10,633,600
Mar 28, 2019	77,003,300	11,345,500	3,251,300	8,836,800	7,399,200
Mar 27, 2019	11,538,000	21,934,700	4,645,500	17,608,100	19,803,900
Mar 26, 2019	11,728,400	3,455,500	6,829,100	10,496,600	16,779,600
Mar 25, 2019	35,463,200	4,240,900	11,404,500	8,086,600	20,383,400
Mar 22, 2019	5,679,100	3,073,200	5,230,200	7,488,100	23,243,500

Mar 21, 2019	17,491,500	5,009,700	8,730,400	11,861,200	42,609,000
Mar 20, 2019	23,815,900	871,700	8,387,600	20,558,600	14,396,600
Mar 19, 2019	30,927,300	1,845,400	3,338,000	16,359,500	8,028,700
Mar 18, 2019	29,780,800	3,233,500	4,608,300	33,253,100	15,097,300
Mar 15, 2019	29,562,600	5,940,500	16,407,600	27,635,400	17,369,000
Mar 14, 2019	137,877,900	1,771,900	10,924,400	24,945,600	37,095,800
Mar 13, 2019	78,645,600	2,661,500	3,102,900	18,931,500	8,793,300
Mar 12, 2019	12,976,000	1,895,200	8,441,800	18,145,600	14,799,500
Mar 11, 2019	28,455,900	4,246,000	5,657,800	20,996,900	7,691,000
Mar 08, 2019	25,280,500	5,379,000	13,406,000	67,640,200	20,191,800
Mar 06, 2019	43,449,000	2,640,900	10,222,000	158,543,200	14,225,000
Mar 05, 2019	44,240,200	5,174,600	10,501,300	79,643,900	21,539,700
Mar 04, 2019	43,175,000	6,593,600	17,738,800	8,262,200	25,628,700
Mar 01, 2019	60,252,300	9,668,900	13,025,800	4,791,300	25,095,700
Feb 28, 2019	56,888,300	7,635,200	46,482,400	3,967,300	18,853,300
Feb 27, 2019	59,160,900	18,000,500	13,616,000	4,795,000	14,525,500
Feb 26, 2019	70,084,900	4,307,000	33,464,200	5,423,300	45,107,900
Feb 25, 2019	21,555,200	5,135,700	33,020,800	3,509,700	32,749,900
Feb 22, 2019	71,933,600	5,375,700	34,067,200	2,841,800	38,877,100
Feb 21, 2019	101,092,900	2,807,500	29,788,200	4,633,400	84,054,300
Feb 20, 2019	72,563,400	4,852,900	25,303,700	8,217,500	30,178,100
Feb 19, 2019	101,000,300	3,289,600	17,400,900	4,060,100	45,211,500
Feb 18, 2019	42,063,700	4,421,900	31,288,900	3,441,900	107,866,000
Feb 15, 2019	11,256,700	5,267,700	29,752,800	12,049,600	46,789,600
Feb 14, 2019	9,510,700	5,991,300	19,127,000	16,142,700	34,399,800
Feb 13, 2019	15,227,400	10,076,000	11,236,800	5,486,700	60,018,600
Feb 12, 2019	10,274,000	9,334,100	21,731,100	8,582,100	51,490,200

Feb 11, 2019	10,780,900	2,082,200	9,189,800	6,967,200	44,097,800
Feb 08, 2019	14,662,100	9,147,600	12,267,000	3,186,900	72,356,000
Feb 07, 2019	17,101,400	14,480,300	24,717,700	4,253,700	85,664,300
Feb 06, 2019	8,559,100	16,219,400	33,819,200	4,180,300	31,360,800
Feb 04, 2019	15,378,400	3,381,500	25,455,800	2,931,800	38,603,700
Feb 01, 2019	10,080,700	4,431,500	25,854,900	2,939,500	41,262,000
Jan 31, 2019	17,685,800	9,658,900	36,542,300	8,226,600	122,609,800

Date	MNCN	PGAS	PTBA	PTPP	PWON
Jul 05, 2019	48,587,000	22,834,400	43,347,900	14,115,200	15,347,000
Jul 04, 2019	149,896,400	28,607,000	16,206,700	28,848,300	36,795,500
Jul 03, 2019	141,119,400	34,461,200	25,327,500	13,448,200	65,176,900
Jul 02, 2019	60,424,800	30,127,600	36,968,600	22,141,000	23,793,200
Jul 01, 2019	56,871,100	36,817,400	46,328,600	14,886,100	36,347,800
Jun 28, 2019	34,053,000	56,786,200	26,468,300	21,124,000	40,122,800
Jun 27, 2019	88,388,100	53,061,700	32,033,900	34,206,500	56,465,300
Jun 26, 2019	128,204,800	180,307,400	78,050,500	22,740,200	43,558,100
Jun 25, 2019	66,095,900	43,772,700	70,032,300	17,117,900	44,548,600
Jun 24, 2019	54,776,000	21,986,900	9,595,800	19,908,800	59,885,700
Jun 21, 2019	93,958,500	110,027,900	27,930,000	14,042,000	58,815,700
Jun 20, 2019	120,780,500	46,589,900	17,671,700	56,458,500	46,016,300
Jun 19, 2019	133,296,700	96,047,100	23,615,500	31,080,900	76,292,000
Jun 18, 2019	275,272,900	42,834,100	28,509,100	26,571,800	35,663,800
Jun 17, 2019	190,190,400	21,744,100	16,575,500	14,812,100	31,929,600
Jun 14, 2019	53,213,100	31,484,100	29,226,200	11,679,200	42,331,700
Jun 13, 2019	42,157,500	40,124,600	36,078,500	25,461,300	38,359,500
Jun 12, 2019	45,004,400	35,512,100	45,497,800	13,838,700	52,061,300

Jun 11, 2019	75,488,500	66,010,500	30,082,300	29,280,900	39,228,600
Jun 10, 2019	106,832,600	49,072,700	70,543,500	32,611,500	138,930,900
May 31, 2019	42,113,700	77,589,900	42,958,800	29,179,800	40,807,200
May 29, 2019	90,824,200	50,717,800	27,637,200	14,153,900	34,281,800
May 28, 2019	125,039,400	93,654,300	63,191,500	32,766,500	92,471,600
May 27, 2019	72,118,300	67,501,900	20,297,400	30,617,900	73,070,500
May 24, 2019	53,052,000	32,618,000	31,992,900	20,482,000	34,349,500
May 23, 2019	85,345,400	34,683,600	44,323,400	53,310,000	29,861,400
May 22, 2019	24,138,700	16,200,100	23,406,500	7,598,000	12,190,100
May 21, 2019	60,274,800	34,267,400	35,060,000	33,149,500	39,908,100
May 20, 2019	27,323,600	34,115,000	48,074,300	35,325,300	18,160,900
May 17, 2019	33,806,300	26,865,000	36,491,200	80,410,600	21,600,900
May 16, 2019	41,292,500	36,411,100	30,683,700	35,166,400	26,816,200
May 15, 2019	89,228,600	37,145,300	35,715,000	68,577,400	20,662,400
May 14, 2019	90,799,000	47,625,500	55,003,800	81,358,000	37,806,700
May 13, 2019	37,853,800	28,799,400	46,174,800	30,192,000	44,148,900
May 10, 2019	51,730,400	62,323,200	37,161,200	21,398,400	53,989,200
May 09, 2019	63,938,400	69,308,000	65,673,700	26,781,200	42,102,300
May 08, 2019	42,899,400	44,657,600	124,110,500	6,898,200	24,359,300
May 07, 2019	55,908,400	34,568,900	78,132,400	16,201,400	31,736,000
May 06, 2019	29,967,100	30,485,500	19,066,900	25,709,200	25,812,100
May 03, 2019	54,173,000	25,116,200	43,590,200	30,274,600	28,579,900
May 02, 2019	41,432,000	38,083,700	15,633,000	21,235,500	45,073,300
Apr 30, 2019	42,005,100	27,626,200	24,542,500	19,065,900	35,523,200
Apr 29, 2019	42,542,700	29,290,100	22,089,900	26,508,500	50,852,600
Apr 26, 2019	44,800,700	17,017,200	23,691,500	19,636,500	35,311,300
Apr 25, 2019	104,223,300	21,150,500	51,970,600	22,722,200	29,860,900

Apr 24, 2019	59,450,100	20,785,100	24,595,100	19,011,800	35,761,800
Apr 23, 2019	41,775,400	42,993,500	12,470,500	19,026,100	27,988,200
Apr 22, 2019	17,220,900	27,516,600	9,967,500	33,469,900	28,872,500
Apr 18, 2019	24,135,000	58,635,000	13,862,800	114,368,700	62,403,900
Apr 16, 2019	32,291,500	62,610,400	12,290,400	47,732,800	17,596,900
Apr 15, 2019	29,895,900	19,146,800	13,128,300	28,958,800	23,032,700
Apr 12, 2019	9,056,500	12,170,200	4,407,200	8,304,800	38,413,800
Apr 11, 2019	9,470,300	19,848,100	3,931,800	17,799,000	26,224,500
Apr 10, 2019	16,233,600	22,316,100	9,264,700	44,280,000	9,284,500
Apr 09, 2019	11,401,600	22,725,900	6,002,700	25,189,800	23,463,800
Apr 08, 2019	12,207,600	29,013,800	11,642,600	14,826,500	19,833,800
Apr 05, 2019	26,225,600	15,034,200	13,730,200	28,345,200	20,860,500
Apr 04, 2019	15,002,700	29,508,300	21,427,600	43,626,300	22,515,200
Apr 02, 2019	15,873,100	79,018,800	5,149,200	11,081,700	39,614,200
Apr 01, 2019	14,663,600	13,943,400	7,709,000	19,254,500	69,227,500
Mar 29, 2019	11,649,200	26,530,900	12,882,500	33,309,800	17,911,800
Mar 28, 2019	34,219,000	16,682,800	9,870,100	28,015,900	18,279,100
Mar 27, 2019	32,390,400	17,568,800	13,590,300	11,243,200	37,047,400
Mar 26, 2019	23,463,200	32,221,100	19,100,600	10,955,600	84,042,500
Mar 25, 2019	22,203,600	34,887,000	15,175,700	11,884,100	14,499,400
Mar 22, 2019	19,332,300	24,890,000	10,320,600	3,209,300	15,443,800
Mar 21, 2019	58,149,800	42,119,900	7,417,300	10,189,900	51,442,500
Mar 20, 2019	14,890,300	26,394,400	8,733,800	15,387,700	10,543,200
Mar 19, 2019	8,202,800	9,266,000	9,037,600	16,894,900	14,506,400
Mar 18, 2019	18,643,700	23,432,800	8,162,500	10,165,900	34,477,400
Mar 15, 2019	23,289,600	63,940,300	17,600,200	20,816,600	54,744,200
Mar 14, 2019	6,199,900	31,074,100	7,374,500	23,416,100	17,637,900

Mar 13, 2019	9,751,500	38,996,700	6,046,800	16,063,100	18,597,700
Mar 12, 2019	10,808,200	56,213,200	7,039,600	6,813,200	15,224,800
Mar 11, 2019	18,901,800	49,305,000	8,611,500	7,316,600	13,395,100
Mar 08, 2019	32,479,300	46,157,300	11,833,300	12,922,100	14,802,900
Mar 06, 2019	23,057,500	50,326,700	10,901,200	8,144,800	14,504,600
Mar 05, 2019	19,153,100	64,170,500	14,203,400	13,741,400	9,335,200
Mar 04, 2019	21,803,800	48,224,000	12,983,500	15,638,800	28,584,500
Mar 01, 2019	13,703,900	53,402,000	10,162,500	13,910,700	33,290,900
Feb 28, 2019	27,585,200	51,932,800	18,995,700	33,286,100	29,703,300
Feb 27, 2019	56,963,900	55,344,400	12,771,900	44,715,200	45,466,400
Feb 26, 2019	33,823,400	47,724,400	10,342,700	18,731,200	54,412,000
Feb 25, 2019	20,316,400	40,430,900	7,772,900	24,320,200	14,232,200
Feb 22, 2019	24,781,100	122,010,600	13,983,400	31,486,600	28,665,600
Feb 21, 2019	47,213,800	190,214,200	25,676,300	53,529,200	40,953,700
Feb 20, 2019	76,886,800	40,394,100	22,225,400	43,244,300	30,807,000
Feb 19, 2019	42,626,000	24,781,000	25,487,000	15,410,600	16,708,300
Feb 18, 2019	92,497,900	56,773,400	12,340,700	25,750,900	31,535,900
Feb 15, 2019	150,649,400	36,193,500	13,945,700	29,068,600	17,449,300
Feb 14, 2019	32,882,500	75,976,300	11,820,200	25,981,700	13,398,700
Feb 13, 2019	7,462,800	107,938,300	17,535,900	37,654,900	27,700,000
Feb 12, 2019	25,774,600	104,665,600	10,790,000	53,222,100	53,786,400
Feb 11, 2019	35,983,500	49,760,700	5,431,800	13,775,300	27,391,300
Feb 08, 2019	10,535,600	37,758,100	9,321,800	21,534,800	34,037,000
Feb 07, 2019	18,967,600	62,380,600	6,551,200	22,914,800	23,192,800
Feb 06, 2019	32,945,500	55,772,200	10,841,300	38,449,500	67,629,500
Feb 04, 2019	10,479,400	47,049,300	17,761,000	21,593,600	43,148,400
Feb 01, 2019	16,912,900	59,923,800	10,496,900	31,621,200	62,470,600

Jan 31, 2019	28,101,500	140,415,000	21,052,100	55,069,400	94,847,700
--------------	------------	-------------	------------	------------	------------

Date	SCMA	SMGR	SRIL	TKIM	TLKM
Jul 05, 2019	5,339,200	4,471,100	367,863,800	1,016,600	133,779,300
Jul 04, 2019	3,049,900	4,152,400	952,501,800	1,008,700	106,616,500
Jul 03, 2019	5,965,300	4,876,600	498,905,000	1,348,600	91,252,300
Jul 02, 2019	5,217,700	11,241,800	1,257,713,800	1,417,200	97,826,600
Jul 01, 2019	4,174,900	15,953,900	395,146,700	619,000	121,490,900
Jun 28, 2019	4,175,800	5,584,500	11,979,700	1,759,700	123,848,500
Jun 27, 2019	5,813,400	6,940,700	17,651,500	4,463,600	295,386,100
Jun 26, 2019	3,198,200	4,816,100	56,791,200	1,395,900	260,396,300
Jun 25, 2019	3,142,800	4,680,300	65,596,900	1,508,100	122,724,300
Jun 24, 2019	2,592,300	4,393,700	21,380,800	2,404,900	143,554,900
Jun 21, 2019	21,469,400	16,849,100	7,138,000	11,421,000	181,376,800
Jun 20, 2019	5,027,800	12,831,800	11,556,900	14,433,700	141,754,800
Jun 19, 2019	5,234,700	7,065,300	7,716,500	4,758,100	255,204,300
Jun 18, 2019	5,852,100	9,505,000	16,204,400	872,300	148,933,500
Jun 17, 2019	7,173,400	3,749,200	31,544,800	1,934,000	90,299,200
Jun 14, 2019	8,730,000	4,614,400	7,836,600	1,772,300	66,374,400
Jun 13, 2019	14,236,600	6,928,700	6,815,000	2,615,200	84,178,300
Jun 12, 2019	10,997,200	6,799,900	8,435,200	3,681,500	110,630,200
Jun 11, 2019	7,444,800	13,226,300	3,021,700	4,488,400	78,667,200
Jun 10, 2019	8,326,700	13,000,300	7,347,300	7,473,400	57,210,900
May 31, 2019	20,693,300	9,457,200	10,924,800	6,971,200	75,748,600
May 29, 2019	8,159,500	7,786,400	12,304,100	5,491,900	179,026,500
May 28, 2019	23,902,200	11,674,100	18,461,400	7,654,400	205,406,800
May 27, 2019	5,882,200	8,241,700	7,660,100	2,103,700	230,994,800

May 24, 2019	6,570,100	4,327,400	3,524,100	2,123,200	161,018,200
May 23, 2019	8,823,700	6,045,300	9,050,600	2,556,800	120,995,700
May 22, 2019	2,817,600	2,243,700	18,153,900	2,184,700	149,687,500
May 21, 2019	4,997,100	10,817,900	335,618,900	3,517,100	107,379,900
May 20, 2019	6,882,900	6,658,300	434,122,900	2,047,100	97,351,600
May 17, 2019	8,260,600	7,350,100	297,394,600	1,467,700	80,894,300
May 16, 2019	21,330,800	9,123,200	116,968,600	1,773,600	91,601,300
May 15, 2019	11,029,200	12,377,500	13,150,700	2,453,600	118,872,100
May 14, 2019	8,648,700	9,073,700	157,736,400	3,403,700	95,418,200
May 13, 2019	8,387,600	8,565,500	40,594,600	1,732,000	81,396,500
May 10, 2019	12,762,500	24,358,100	8,110,300	2,324,900	72,362,700
May 09, 2019	15,240,000	14,214,100	13,769,100	4,195,400	78,667,200
May 08, 2019	7,904,600	18,065,500	10,434,100	1,243,500	65,927,000
May 07, 2019	4,664,200	17,644,300	7,485,200	536,300	179,026,500
May 06, 2019	2,473,100	18,204,800	19,076,200	538,600	205,406,800
May 03, 2019	6,334,500	36,269,400	14,070,100	740,500	88,313,600
May 02, 2019	10,206,100	9,302,100	50,694,900	984,600	76,340,800
Apr 30, 2019	21,060,700	5,763,000	15,171,700	2,977,700	58,454,500
Apr 29, 2019	8,403,000	5,752,200	2,762,600	1,710,800	138,847,700
Apr 26, 2019	3,305,200	9,318,600	3,788,700	822,800	114,947,800
Apr 25, 2019	4,721,500	7,886,400	11,008,900	1,051,300	62,905,500
Apr 24, 2019	8,241,400	5,079,300	4,615,200	790,000	102,973,700
Apr 23, 2019	5,967,600	3,352,100	13,981,500	947,100	80,976,000
Apr 22, 2019	4,231,800	4,633,400	2,930,600	1,179,500	57,234,700
Apr 18, 2019	6,025,700	9,302,200	13,242,600	1,024,300	63,944,000
Apr 16, 2019	4,746,300	8,802,900	7,502,800	458,300	106,930,200
Apr 15, 2019	9,836,200	11,696,700	4,794,500	888,100	83,907,700

Apr 12, 2019	1,756,900	5,512,400	3,747,300	344,900	106,157,400
Apr 11, 2019	6,846,400	3,920,400	4,377,200	753,300	104,993,600
Apr 10, 2019	29,755,700	3,682,300	2,590,200	476,200	104,485,500
Apr 09, 2019	7,357,700	6,296,400	5,881,500	1,147,100	132,850,400
Apr 08, 2019	3,986,500	4,099,100	6,234,500	929,300	152,085,900
Apr 05, 2019	4,831,000	2,302,900	19,567,800	1,041,400	254,154,700
Apr 04, 2019	5,183,700	5,148,100	16,570,700	1,142,900	111,808,000
Apr 02, 2019	6,408,800	2,940,500	1,277,100	536,900	208,216,200
Apr 01, 2019	3,484,500	2,975,000	22,559,600	1,067,900	133,775,500
Mar 29, 2019	3,597,700	4,149,900	12,354,500	2,032,600	74,296,000
Mar 28, 2019	3,684,500	1,916,200	3,115,400	685,500	96,605,900
Mar 27, 2019	3,445,300	2,144,600	5,198,900	441,800	87,344,000
Mar 26, 2019	5,959,400	2,120,500	9,986,200	637,600	97,354,700
Mar 25, 2019	6,596,800	2,476,500	23,282,700	1,207,400	152,547,000
Mar 22, 2019	8,622,600	2,744,000	4,801,400	693,200	100,646,000
Mar 21, 2019	5,690,700	10,705,200	8,991,200	575,900	59,010,500
Mar 20, 2019	9,184,200	1,588,300	2,642,000	2,100,900	56,394,900
Mar 19, 2019	4,176,100	2,656,000	4,527,100	1,794,700	61,410,200
Mar 18, 2019	10,585,100	2,937,300	16,720,500	2,325,800	84,215,600
Mar 15, 2019	10,714,400	4,609,600	13,699,400	1,937,800	94,528,200
Mar 14, 2019	2,103,900	2,282,600	9,281,300	2,012,600	81,554,100
Mar 13, 2019	3,315,300	2,221,000	5,688,400	1,967,000	56,293,900
Mar 12, 2019	4,941,300	948,000	9,914,400	1,839,100	59,706,400
Mar 11, 2019	1,954,700	1,373,400	6,532,400	850,400	91,272,600
Mar 08, 2019	13,254,700	2,083,400	626,926,500	766,700	74,130,200
Mar 06, 2019	7,510,900	1,760,800	142,211,900	1,925,200	53,466,600
Mar 05, 2019	5,192,000	3,340,900	13,408,600	1,844,700	89,429,500

Mar 04, 2019	12,205,100	3,583,900	17,429,400	1,469,500	32,896,000
Mar 01, 2019	6,208,000	4,572,000	31,081,400	1,644,800	63,313,200
Feb 28, 2019	15,152,300	4,715,200	723,233,300	9,024,200	79,288,000
Feb 27, 2019	3,563,400	3,519,300	624,543,100	3,218,800	58,535,200
Feb 26, 2019	8,288,200	1,514,100	2,316,799,100	1,662,400	78,255,000
Feb 25, 2019	4,250,100	4,324,800	1,080,255,000	1,643,700	101,865,000
Feb 22, 2019	11,055,700	4,526,700	19,896,700	1,349,600	120,081,100
Feb 21, 2019	9,046,500	4,629,600	17,258,900	1,304,600	146,207,400
Feb 20, 2019	10,734,200	15,609,100	377,180,800	2,057,300	70,792,500
Feb 19, 2019	7,703,700	1,594,200	22,185,200	1,381,900	71,707,200
Feb 18, 2019	6,399,400	6,260,600	36,165,000	2,202,600	102,291,000
Feb 15, 2019	8,393,800	6,521,800	250,130,900	2,956,200	112,276,200
Feb 14, 2019	7,679,100	4,466,100	1,212,092,400	2,535,400	140,694,300
Feb 13, 2019	5,225,100	5,368,200	231,789,900	1,551,900	156,356,300
Feb 12, 2019	19,820,500	5,148,500	1,036,731,500	2,360,700	246,067,800
Feb 11, 2019	6,156,600	3,507,500	34,443,100	1,250,700	232,552,500
Feb 08, 2019	8,900,300	2,870,300	48,088,300	3,647,400	241,779,600
Feb 07, 2019	14,899,500	2,429,400	30,873,000	1,431,600	184,176,500
Feb 06, 2019	15,239,400	5,348,000	557,481,700	2,701,500	83,090,400
Feb 04, 2019	8,894,600	7,868,700	45,795,400	3,010,500	70,890,100
Feb 01, 2019	5,891,200	5,587,000	310,296,300	3,895,000	100,089,500
Jan 31, 2019	16,520,800	11,378,800	26,278,300	8,522,500	77,197,700

Date	TPIA	UNTR	UNVR	WIKI	WSKT
Jul 05, 2019	7,441,300	3,846,200	1,556,900	11,010,200	7,973,400
Jul 04, 2019	5,925,900	3,590,500	1,606,600	11,587,000	7,757,900
Jul 03, 2019	7,691,600	2,440,800	1,707,500	13,843,100	11,245,500

Jul 02, 2019	5,800,100	3,191,700	1,294,000	37,681,800	22,519,300
Jul 01, 2019	7,040,600	4,724,500	2,009,000	18,530,200	30,262,000
Jun 28, 2019	6,755,200	3,846,000	2,631,600	22,739,800	31,339,500
Jun 27, 2019	5,555,400	4,111,200	2,440,500	37,887,700	29,787,100
Jun 26, 2019	7,147,800	3,420,900	1,613,600	17,616,200	12,678,300
Jun 25, 2019	4,581,500	3,467,000	1,576,700	20,700,500	12,408,600
Jun 24, 2019	2,535,200	2,413,400	2,044,300	19,233,000	22,105,500
Jun 21, 2019	3,930,900	6,968,800	5,609,600	14,944,700	21,725,300
Jun 20, 2019	3,024,200	3,490,900	2,504,900	25,922,300	86,015,800
Jun 19, 2019	6,654,300	4,584,400	2,306,500	45,252,700	29,309,700
Jun 18, 2019	6,306,600	4,145,600	2,659,900	32,115,200	16,973,700
Jun 17, 2019	3,187,600	4,506,600	1,603,300	12,986,000	8,218,500
Jun 14, 2019	5,793,700	4,082,700	1,711,600	5,009,100	18,092,500
Jun 13, 2019	4,160,100	3,973,100	1,738,400	8,990,200	21,550,400
Jun 12, 2019	6,459,600	2,917,900	1,303,300	15,190,700	16,250,300
Jun 11, 2019	8,989,200	6,395,700	1,659,100	13,806,000	22,015,100
Jun 10, 2019	6,882,600	6,816,800	4,169,100	24,325,000	38,432,500
May 31, 2019	15,846,800	4,839,900	3,212,700	19,999,800	30,907,300
May 29, 2019	5,588,700	3,426,400	2,978,000	26,309,700	17,136,000
May 28, 2019	2,897,800	8,817,600	13,438,400	30,310,500	15,288,600
May 27, 2019	1,867,100	2,645,200	1,797,400	25,129,200	32,146,000
May 24, 2019	2,541,900	2,608,400	1,334,200	18,634,000	19,586,000
May 23, 2019	2,285,400	3,830,600	2,060,900	42,724,900	38,679,000
May 22, 2019	1,176,900	2,156,400	1,067,200	12,387,000	14,132,500
May 21, 2019	1,859,100	6,887,900	2,526,700	38,324,900	47,917,200
May 20, 2019	1,817,700	5,965,300	2,438,600	33,048,400	49,893,400
May 17, 2019	2,195,500	3,766,600	2,744,100	59,275,200	56,411,800
May 16, 2019	2,265,500	5,102,400	3,703,500	32,899,400	29,075,000
May 15, 2019	3,338,100	2,983,300	3,171,600	30,586,000	58,290,800

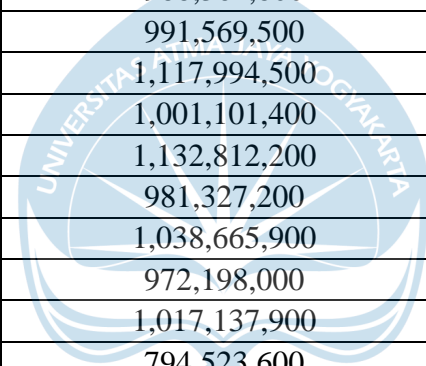
May 14, 2019	4,809,400	3,282,700	2,439,700	36,039,000	36,979,800
May 13, 2019	4,509,500	2,829,800	1,373,100	14,418,100	16,263,500
May 10, 2019	2,967,500	4,656,200	3,275,600	27,424,800	30,224,600
May 09, 2019	3,795,000	4,661,100	3,069,100	20,451,900	32,168,800
May 08, 2019	2,733,800	2,552,100	2,885,300	10,348,000	10,661,200
May 07, 2019	3,671,400	3,089,200	2,552,300	26,333,200	17,062,500
May 06, 2019	2,238,800	1,808,300	1,408,900	21,093,500	28,956,900
May 03, 2019	1,719,700	3,051,700	2,873,500	36,444,800	43,995,900
May 02, 2019	3,922,300	3,423,400	2,597,700	30,461,900	38,628,600
Apr 30, 2019	8,773,800	5,218,200	3,873,900	31,863,600	27,392,100
Apr 29, 2019	2,740,600	3,397,700	4,873,000	47,572,000	51,252,600
Apr 26, 2019	4,200,200	5,135,100	5,064,800	23,643,100	21,541,900
Apr 25, 2019	4,046,900	5,912,500	5,423,300	31,271,700	54,295,800
Apr 24, 2019	2,433,300	5,899,100	2,974,600	20,977,200	27,302,700
Apr 23, 2019	4,210,100	6,435,400	1,461,400	19,123,100	36,952,000
Apr 22, 2019	4,266,300	2,903,800	2,204,700	31,750,100	60,934,700
Apr 18, 2019	4,261,200	7,925,900	2,285,000	122,715,100	216,773,800
Apr 16, 2019	4,689,100	4,018,500	1,875,200	71,673,600	86,687,100
Apr 15, 2019	3,275,900	2,832,600	1,720,600	41,549,400	81,207,200
Apr 12, 2019	2,759,000	1,941,400	600,300	16,632,700	19,523,100
Apr 11, 2019	1,979,200	2,979,600	602,000	15,573,100	23,278,600
Apr 10, 2019	2,650,500	2,554,500	742,600	23,910,900	41,410,300
Apr 09, 2019	4,359,500	2,459,400	654,300	26,457,100	47,834,800
Apr 08, 2019	4,934,600	3,209,000	843,500	24,310,000	49,393,100
Apr 05, 2019	4,101,500	1,643,800	534,100	28,010,400	18,901,700
Apr 04, 2019	1,681,400	5,449,400	424,000	57,673,700	62,259,600
Apr 02, 2019	1,758,000	4,272,600	728,400	9,113,700	14,350,700
Apr 01, 2019	1,645,200	1,441,800	643,000	23,738,100	28,020,800
Mar 29, 2019	1,268,300	2,432,500	1,009,200	38,886,400	20,769,700

Mar 28, 2019	3,324,400	3,347,900	594,500	67,809,200	95,604,700
Mar 27, 2019	4,414,700	2,464,400	400,400	48,529,700	40,437,200
Mar 26, 2019	3,831,800	1,910,300	445,100	8,272,500	16,370,300
Mar 25, 2019	2,456,500	4,182,700	1,025,200	24,693,500	33,376,800
Mar 22, 2019	1,871,100	4,411,600	541,200	15,630,000	27,013,300
Mar 21, 2019	1,721,300	3,804,700	931,700	16,261,200	37,431,500
Mar 20, 2019	1,860,000	5,890,500	766,000	31,501,300	16,524,500
Mar 19, 2019	1,900,800	4,598,300	434,700	44,552,500	23,305,600
Mar 18, 2019	1,510,100	2,629,800	555,000	10,508,300	10,156,500
Mar 15, 2019	1,172,900	1,965,800	1,381,900	31,110,700	17,042,600
Mar 14, 2019	1,720,500	4,718,700	558,800	44,482,900	42,615,500
Mar 13, 2019	1,292,000	2,219,000	1,206,800	14,269,300	35,164,700
Mar 12, 2019	626,900	2,627,900	1,194,600	8,839,700	21,125,200
Mar 11, 2019	771,900	2,654,700	758,500	10,673,100	12,026,100
Mar 08, 2019	461,100	5,062,900	1,357,800	10,841,400	17,508,600
Mar 06, 2019	557,800	4,641,800	986,300	6,272,700	19,714,500
Mar 05, 2019	1,257,800	3,844,500	932,900	16,840,400	30,297,200
Mar 04, 2019	633,500	6,371,000	1,107,600	19,919,900	33,878,000
Mar 01, 2019	894,700	6,359,700	2,120,300	16,734,900	24,232,600
Feb 28, 2019	824,400	10,331,600	2,684,000	30,356,500	64,981,200
Feb 27, 2019	1,261,300	5,308,100	1,651,900	36,997,700	115,419,900
Feb 26, 2019	1,157,100	6,512,700	1,467,700	14,627,700	38,072,500
Feb 25, 2019	2,015,000	7,454,800	1,383,000	18,727,300	43,489,500
Feb 22, 2019	494,500	18,676,300	1,321,800	10,067,700	42,339,400
Feb 21, 2019	2,077,700	9,458,700	1,446,100	28,793,800	55,195,200
Feb 20, 2019	1,843,900	6,800,300	3,653,300	38,085,100	100,733,100
Feb 19, 2019	1,624,800	4,604,600	1,695,100	14,959,600	46,083,600
Feb 18, 2019	2,159,500	5,056,100	1,649,600	17,019,800	98,967,200
Feb 15, 2019	1,702,100	4,390,800	1,787,800	22,762,000	92,576,100

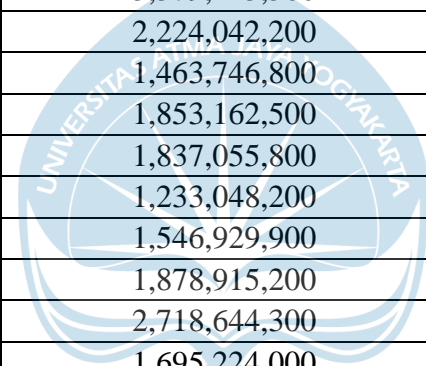
Feb 14, 2019	2,183,800	4,397,800	1,185,700	19,807,400	69,372,700
Feb 13, 2019	3,830,500	9,786,900	1,646,000	22,677,100	72,042,500
Feb 12, 2019	1,289,100	6,522,200	1,297,200	37,802,800	72,259,100
Feb 11, 2019	1,607,000	4,718,800	1,143,600	8,812,400	48,638,300
Feb 08, 2019	1,430,300	7,834,600	1,067,000	16,025,200	53,384,900
Feb 07, 2019	1,556,700	3,108,700	971,500	12,917,700	41,893,600
Feb 06, 2019	2,090,900	6,970,600	1,673,800	20,624,900	74,531,500
Feb 04, 2019	1,106,900	2,984,700	1,739,800	22,324,800	47,940,600
Feb 01, 2019	1,698,800	6,640,100	1,821,800	12,085,700	62,790,500
Jan 31, 2019	2,138,900	6,894,200	5,826,500	29,534,900	121,918,300

Jumlah Keseluruhan Saham Yang Diperdagangkan
1,500,587,500
2,107,857,500
1,758,102,900
2,513,589,400
1,776,837,100
1,220,568,700
1,611,918,000
1,988,822,400
1,744,862,700
1,607,008,000
1,717,403,000
1,558,973,000
1,663,765,000
1,467,128,900
1,069,876,900
961,589,900

1,210,540,300
1,211,840,000
1,165,839,200
1,887,832,300
1,725,340,000
1,394,338,600
3,761,500,800
1,375,566,000
1,144,371,300
1,356,651,800
956,737,400
1,646,580,900
1,580,807,100
1,449,211,000
1,290,456,400
1,418,237,600
1,674,674,500
1,193,279,900
1,320,168,400
1,407,551,600
1,230,747,900
1,378,726,600
1,255,013,900
1,397,683,800
1,705,554,400
1,540,090,300
1,230,834,600
1,215,364,900
1,452,061,800



1,271,157,800
1,147,429,300
1,126,329,400
2,058,636,600
1,583,266,500
1,146,123,400
800,809,900
896,854,100
988,362,800
991,569,500
1,117,994,500
1,001,101,400
1,132,812,200
981,327,200
1,038,665,900
972,198,000
1,017,137,900
794,523,600
985,183,500
1,034,766,500
887,182,600
1,139,294,200
715,811,400
828,063,100
930,184,900
1,069,098,900
1,273,104,300
760,360,200
755,297,500



735,720,700
1,637,094,800
1,075,282,300
1,114,321,400
1,061,301,600
1,065,624,900
2,004,969,400
1,767,671,600
3,379,423,500
2,224,042,200
1,463,746,800
1,853,162,500
1,837,055,800
1,233,048,200
1,546,929,900
1,878,915,200
2,718,644,300
1,695,224,000
2,576,752,000
1,358,064,400
1,178,443,800
1,200,650,800
1,820,827,000
1,057,148,100
1,765,048,600
2,333,275,900

Date	ADRO	AKRA	ANTM	ASII	BBCA
Jul 05, 2019	31,985,962,000	4,014,694,920	24,030,764,725	40,483,553,140	24,408,459,120
Jul 04, 2019	31,985,962,000	4,014,694,920	24,030,764,725	40,483,553,140	24,408,459,120
Jul 03, 2019	31,985,962,000	4,014,694,920	24,030,764,725	40,483,553,140	24,408,459,120
Jul 02, 2019	31,985,962,000	4,014,694,920	24,030,764,725	40,483,553,140	24,408,459,120
Jul 01, 2019	31,985,962,000	4,014,694,920	24,030,764,725	40,483,553,140	24,408,459,120
Jun 28, 2019	31,985,962,000	4,014,694,920	24,030,764,725	40,483,553,140	24,408,459,120
Jun 27, 2019	31,985,962,000	4,014,694,920	24,030,764,725	40,483,553,140	24,408,459,120
Jun 26, 2019	31,985,962,000	4,014,694,920	24,030,764,725	40,483,553,140	24,408,459,120
Jun 25, 2019	31,985,962,000	4,014,694,920	24,030,764,725	40,483,553,140	24,408,459,120
Jun 24, 2019	31,985,962,000	4,014,694,920	24,030,764,725	40,483,553,140	24,408,459,120
Jun 21, 2019	31,985,962,000	4,014,694,920	24,030,764,725	40,483,553,140	24,408,459,120
Jun 20, 2019	31,985,962,000	4,014,694,920	24,030,764,725	40,483,553,140	24,408,459,120
Jun 19, 2019	31,985,962,000	4,014,694,920	24,030,764,725	40,483,553,140	24,408,459,120
Jun 18, 2019	31,985,962,000	4,014,694,920	24,030,764,725	40,483,553,140	24,408,459,120
Jun 17, 2019	31,985,962,000	4,014,694,920	24,030,764,725	40,483,553,140	24,408,459,120
Jun 14, 2019	31,985,962,000	4,014,694,920	24,030,764,725	40,483,553,140	24,408,459,120
Jun 13, 2019	31,985,962,000	4,014,694,920	24,030,764,725	40,483,553,140	24,408,459,120
Jun 12, 2019	31,985,962,000	4,014,694,920	24,030,764,725	40,483,553,140	24,408,459,120
Jun 11, 2019	31,985,962,000	4,014,694,920	24,030,764,725	40,483,553,140	24,408,459,120
Jun 10, 2019	31,985,962,000	4,014,694,920	24,030,764,725	40,483,553,140	24,408,459,120
May 31, 2019	31,985,962,000	4,014,694,920	24,030,764,725	40,483,553,140	24,408,459,120
May 29, 2019	31,985,962,000	4,014,694,920	24,030,764,725	40,483,553,140	24,408,459,120
May 28, 2019	31,985,962,000	4,014,694,920	24,030,764,725	40,483,553,140	24,408,459,120
May 27, 2019	31,985,962,000	4,014,694,920	24,030,764,725	40,483,553,140	24,408,459,120
May 24, 2019	31,985,962,000	4,014,694,920	24,030,764,725	40,483,553,140	24,408,459,120
May 23, 2019	31,985,962,000	4,014,694,920	24,030,764,725	40,483,553,140	24,408,459,120
May 22, 2019	31,985,962,000	4,014,694,920	24,030,764,725	40,483,553,140	24,408,459,120
May 21, 2019	31,985,962,000	4,014,694,920	24,030,764,725	40,483,553,140	24,408,459,120

Feb 20, 2019	31,985,962,000	4,014,694,920	24,030,764,725	40,483,553,140	24,408,459,120
Feb 19, 2019	31,985,962,000	4,014,694,920	24,030,764,725	40,483,553,140	24,408,459,120
Feb 18, 2019	31,985,962,000	4,014,694,920	24,030,764,725	40,483,553,140	24,408,459,120
Feb 15, 2019	31,985,962,000	4,014,694,920	24,030,764,725	40,483,553,140	24,408,459,120
Feb 14, 2019	31,985,962,000	4,014,694,920	24,030,764,725	40,483,553,140	24,408,459,120
Feb 13, 2019	31,985,962,000	4,014,694,920	24,030,764,725	40,483,553,140	24,408,459,120
Feb 12, 2019	31,985,962,000	4,014,694,920	24,030,764,725	40,483,553,140	24,408,459,120
Feb 11, 2019	31,985,962,000	4,014,694,920	24,030,764,725	40,483,553,140	24,408,459,120
Feb 08, 2019	31,985,962,000	4,014,694,920	24,030,764,725	40,483,553,140	24,408,459,120
Feb 07, 2019	31,985,962,000	4,014,694,920	24,030,764,725	40,483,553,140	24,408,459,120
Feb 06, 2019	31,985,962,000	4,014,694,920	24,030,764,725	40,483,553,140	24,408,459,120
Feb 04, 2019	31,985,962,000	4,014,694,920	24,030,764,725	40,483,553,140	24,408,459,120
Feb 01, 2019	31,985,962,000	4,014,694,920	24,030,764,725	40,483,553,140	24,408,459,120
Jan 31, 2019	31,985,962,000	4,014,694,920	24,030,764,725	40,483,553,140	24,408,459,120



Date	BBNI	BBRI	BBTN	BMRI	BRPT
Jul 05, 2019	18,462,169,893	122,112,351,900	10,484,100,000	46,199,999,998	17,799,742,456
Jul 04, 2019	18,462,169,893	122,112,351,900	10,484,100,000	46,199,999,998	17,799,742,456
Jul 03, 2019	18,462,169,893	122,112,351,900	10,484,100,000	46,199,999,998	17,799,742,456
Jul 02, 2019	18,462,169,893	122,112,351,900	10,484,100,000	46,199,999,998	17,799,742,456

Feb 13, 2019	18,462,169,893	122,112,351,900	10,484,100,000	46,199,999,998	17,799,742,456
Feb 12, 2019	18,462,169,893	122,112,351,900	10,484,100,000	46,199,999,998	17,799,742,456
Feb 11, 2019	18,462,169,893	122,112,351,900	10,484,100,000	46,199,999,998	17,799,742,456
Feb 08, 2019	18,462,169,893	122,112,351,900	10,484,100,000	46,199,999,998	17,799,742,456
Feb 07, 2019	18,462,169,893	122,112,351,900	10,484,100,000	46,199,999,998	17,799,742,456
Feb 06, 2019	18,462,169,893	122,112,351,900	10,484,100,000	46,199,999,998	17,799,742,456
Feb 04, 2019	18,462,169,893	122,112,351,900	10,484,100,000	46,199,999,998	17,799,742,456
Feb 01, 2019	18,462,169,893	122,112,351,900	10,484,100,000	46,199,999,998	17,799,742,456
Jan 31, 2019	18,462,169,893	122,112,351,900	10,484,100,000	46,199,999,998	17,799,742,456

Date	BSDE	BTPS	CPIN	CTRA	ERAA
Jul 05, 2019	19,246,696,192	7,626,663,000	16,398,000,000	18,560,303,397	3,190,000,000
Jul 04, 2019	19,246,696,192	7,626,663,000	16,398,000,000	18,560,303,397	3,190,000,000
Jul 03, 2019	19,246,696,192	7,626,663,000	16,398,000,000	18,560,303,397	3,190,000,000
Jul 02, 2019	19,246,696,192	7,626,663,000	16,398,000,000	18,560,303,397	3,190,000,000
Jul 01, 2019	19,246,696,192	7,626,663,000	16,398,000,000	18,560,303,397	3,190,000,000
Jun 28, 2019	19,246,696,192	7,626,663,000	16,398,000,000	18,560,303,397	3,190,000,000
Jun 27, 2019	19,246,696,192	7,626,663,000	16,398,000,000	18,560,303,397	3,190,000,000
Jun 26, 2019	19,246,696,192	7,626,663,000	16,398,000,000	18,560,303,397	3,190,000,000
Jun 25, 2019	19,246,696,192	7,626,663,000	16,398,000,000	18,560,303,397	3,190,000,000
Jun 24, 2019	19,246,696,192	7,626,663,000	16,398,000,000	18,560,303,397	3,190,000,000
Jun 21, 2019	19,246,696,192	7,626,663,000	16,398,000,000	18,560,303,397	3,190,000,000
Jun 20, 2019	19,246,696,192	7,626,663,000	16,398,000,000	18,560,303,397	3,190,000,000
Jun 19, 2019	19,246,696,192	7,626,663,000	16,398,000,000	18,560,303,397	3,190,000,000
Jun 18, 2019	19,246,696,192	7,626,663,000	16,398,000,000	18,560,303,397	3,190,000,000
Jun 17, 2019	19,246,696,192	7,626,663,000	16,398,000,000	18,560,303,397	3,190,000,000
Jun 14, 2019	19,246,696,192	7,626,663,000	16,398,000,000	18,560,303,397	3,190,000,000
Jun 13, 2019	19,246,696,192	7,626,663,000	16,398,000,000	18,560,303,397	3,190,000,000

Mar 08, 2019	19,246,696,192	7,626,663,000	16,398,000,000	18,560,303,397	3,190,000,000
Mar 06, 2019	19,246,696,192	7,626,663,000	16,398,000,000	18,560,303,397	3,190,000,000
Mar 05, 2019	19,246,696,192	7,626,663,000	16,398,000,000	18,560,303,397	3,190,000,000
Mar 04, 2019	19,246,696,192	7,626,663,000	16,398,000,000	18,560,303,397	3,190,000,000
Mar 01, 2019	19,246,696,192	7,626,663,000	16,398,000,000	18,560,303,397	3,190,000,000
Feb 28, 2019	19,246,696,192	7,626,663,000	16,398,000,000	18,560,303,397	3,190,000,000
Feb 27, 2019	19,246,696,192	7,626,663,000	16,398,000,000	18,560,303,397	3,190,000,000
Feb 26, 2019	19,246,696,192	7,626,663,000	16,398,000,000	18,560,303,397	3,190,000,000
Feb 25, 2019	19,246,696,192	7,626,663,000	16,398,000,000	18,560,303,397	3,190,000,000
Feb 22, 2019	19,246,696,192	7,626,663,000	16,398,000,000	18,560,303,397	3,190,000,000
Feb 21, 2019	19,246,696,192	7,626,663,000	16,398,000,000	18,560,303,397	3,190,000,000
Feb 20, 2019	19,246,696,192	7,626,663,000	16,398,000,000	18,560,303,397	3,190,000,000
Feb 19, 2019	19,246,696,192	7,626,663,000	16,398,000,000	18,560,303,397	3,190,000,000
Feb 18, 2019	19,246,696,192	7,626,663,000	16,398,000,000	18,560,303,397	3,190,000,000
Feb 15, 2019	19,246,696,192	7,626,663,000	16,398,000,000	18,560,303,397	3,190,000,000
Feb 14, 2019	19,246,696,192	7,626,663,000	16,398,000,000	18,560,303,397	3,190,000,000
Feb 13, 2019	19,246,696,192	7,626,663,000	16,398,000,000	18,560,303,397	3,190,000,000
Feb 12, 2019	19,246,696,192	7,626,663,000	16,398,000,000	18,560,303,397	3,190,000,000
Feb 11, 2019	19,246,696,192	7,626,663,000	16,398,000,000	18,560,303,397	3,190,000,000
Feb 08, 2019	19,246,696,192	7,626,663,000	16,398,000,000	18,560,303,397	3,190,000,000
Feb 07, 2019	19,246,696,192	7,626,663,000	16,398,000,000	18,560,303,397	3,190,000,000
Feb 06, 2019	19,246,696,192	7,626,663,000	16,398,000,000	18,560,303,397	3,190,000,000
Feb 04, 2019	19,246,696,192	7,626,663,000	16,398,000,000	18,560,303,397	3,190,000,000
Feb 01, 2019	19,246,696,192	7,626,663,000	16,398,000,000	18,560,303,397	3,190,000,000
Jan 31, 2019	19,246,696,192	7,626,663,000	16,398,000,000	18,560,303,397	3,190,000,000

Date	EXCL	GGRM	HMSP	ICBP	INCO
Jul 05, 2019	10,687,960,423	1,924,088,000	116,318,076,900	11,661,908,000	9,936,338,720

Feb 18, 2019	10,687,960,423	1,924,088,000	116,318,076,900	11,661,908,000	9,936,338,720
Feb 15, 2019	10,687,960,423	1,924,088,000	116,318,076,900	11,661,908,000	9,936,338,720
Feb 14, 2019	10,687,960,423	1,924,088,000	116,318,076,900	11,661,908,000	9,936,338,720
Feb 13, 2019	10,687,960,423	1,924,088,000	116,318,076,900	11,661,908,000	9,936,338,720
Feb 12, 2019	10,687,960,423	1,924,088,000	116,318,076,900	11,661,908,000	9,936,338,720
Feb 11, 2019	10,687,960,423	1,924,088,000	116,318,076,900	11,661,908,000	9,936,338,720
Feb 08, 2019	10,687,960,423	1,924,088,000	116,318,076,900	11,661,908,000	9,936,338,720
Feb 07, 2019	10,687,960,423	1,924,088,000	116,318,076,900	11,661,908,000	9,936,338,720
Feb 06, 2019	10,687,960,423	1,924,088,000	116,318,076,900	11,661,908,000	9,936,338,720
Feb 04, 2019	10,687,960,423	1,924,088,000	116,318,076,900	11,661,908,000	9,936,338,720
Feb 01, 2019	10,687,960,423	1,924,088,000	116,318,076,900	11,661,908,000	9,936,338,720
Jan 31, 2019	10,687,960,423	1,924,088,000	116,318,076,900	11,661,908,000	9,936,338,720

Date	INDF	INDY	INKP	INTP	ITMG
Jul 05, 2019	8,780,426,500	5,210,192,000	5,470,982,941	3,681,231,699	1,129,925,000
Jul 04, 2019	8,780,426,500	5,210,192,000	5,470,982,941	3,681,231,699	1,129,925,000
Jul 03, 2019	8,780,426,500	5,210,192,000	5,470,982,941	3,681,231,699	1,129,925,000
Jul 02, 2019	8,780,426,500	5,210,192,000	5,470,982,941	3,681,231,699	1,129,925,000
Jul 01, 2019	8,780,426,500	5,210,192,000	5,470,982,941	3,681,231,699	1,129,925,000
Jun 28, 2019	8,780,426,500	5,210,192,000	5,470,982,941	3,681,231,699	1,129,925,000
Jun 27, 2019	8,780,426,500	5,210,192,000	5,470,982,941	3,681,231,699	1,129,925,000
Jun 26, 2019	8,780,426,500	5,210,192,000	5,470,982,941	3,681,231,699	1,129,925,000
Jun 25, 2019	8,780,426,500	5,210,192,000	5,470,982,941	3,681,231,699	1,129,925,000
Jun 24, 2019	8,780,426,500	5,210,192,000	5,470,982,941	3,681,231,699	1,129,925,000
Jun 21, 2019	8,780,426,500	5,210,192,000	5,470,982,941	3,681,231,699	1,129,925,000
Jun 20, 2019	8,780,426,500	5,210,192,000	5,470,982,941	3,681,231,699	1,129,925,000
Jun 19, 2019	8,780,426,500	5,210,192,000	5,470,982,941	3,681,231,699	1,129,925,000
Jun 18, 2019	8,780,426,500	5,210,192,000	5,470,982,941	3,681,231,699	1,129,925,000

Date	JPFA	JSMR	KLBF	LPPF	MEDC
Jul 05, 2019	11,726,575,201	7,257,871,200	46,875,122,110	2,804,883,280	17,839,350,278
Jul 04, 2019	11,726,575,201	7,257,871,200	46,875,122,110	2,804,883,280	17,839,350,278
Jul 03, 2019	11,726,575,201	7,257,871,200	46,875,122,110	2,804,883,280	17,839,350,278
Jul 02, 2019	11,726,575,201	7,257,871,200	46,875,122,110	2,804,883,280	17,839,350,278
Jul 01, 2019	11,726,575,201	7,257,871,200	46,875,122,110	2,804,883,280	17,839,350,278
Jun 28, 2019	11,726,575,201	7,257,871,200	46,875,122,110	2,804,883,280	17,839,350,278
Jun 27, 2019	11,726,575,201	7,257,871,200	46,875,122,110	2,804,883,280	17,839,350,278
Jun 26, 2019	11,726,575,201	7,257,871,200	46,875,122,110	2,804,883,280	17,839,350,278
Jun 25, 2019	11,726,575,201	7,257,871,200	46,875,122,110	2,804,883,280	17,839,350,278
Jun 24, 2019	11,726,575,201	7,257,871,200	46,875,122,110	2,804,883,280	17,839,350,278
Jun 21, 2019	11,726,575,201	7,257,871,200	46,875,122,110	2,804,883,280	17,839,350,278
Jun 20, 2019	11,726,575,201	7,257,871,200	46,875,122,110	2,804,883,280	17,839,350,278
Jun 19, 2019	11,726,575,201	7,257,871,200	46,875,122,110	2,804,883,280	17,839,350,278
Jun 18, 2019	11,726,575,201	7,257,871,200	46,875,122,110	2,804,883,280	17,839,350,278
Jun 17, 2019	11,726,575,201	7,257,871,200	46,875,122,110	2,804,883,280	17,839,350,278
Jun 14, 2019	11,726,575,201	7,257,871,200	46,875,122,110	2,804,883,280	17,839,350,278
Jun 13, 2019	11,726,575,201	7,257,871,200	46,875,122,110	2,804,883,280	17,839,350,278
Jun 12, 2019	11,726,575,201	7,257,871,200	46,875,122,110	2,804,883,280	17,839,350,278
Jun 11, 2019	11,726,575,201	7,257,871,200	46,875,122,110	2,804,883,280	17,839,350,278
Jun 10, 2019	11,726,575,201	7,257,871,200	46,875,122,110	2,804,883,280	17,839,350,278
May 31, 2019	11,726,575,201	7,257,871,200	46,875,122,110	2,804,883,280	17,839,350,278
May 29, 2019	11,726,575,201	7,257,871,200	46,875,122,110	2,804,883,280	17,839,350,278
May 28, 2019	11,726,575,201	7,257,871,200	46,875,122,110	2,804,883,280	17,839,350,278
May 27, 2019	11,726,575,201	7,257,871,200	46,875,122,110	2,804,883,280	17,839,350,278
May 24, 2019	11,726,575,201	7,257,871,200	46,875,122,110	2,804,883,280	17,839,350,278
May 23, 2019	11,726,575,201	7,257,871,200	46,875,122,110	2,804,883,280	17,839,350,278
May 22, 2019	11,726,575,201	7,257,871,200	46,875,122,110	2,804,883,280	17,839,350,278

Feb 21, 2019	11,726,575,201	7,257,871,200	46,875,122,110	2,804,883,280	17,839,350,278
Feb 20, 2019	11,726,575,201	7,257,871,200	46,875,122,110	2,804,883,280	17,839,350,278
Feb 19, 2019	11,726,575,201	7,257,871,200	46,875,122,110	2,804,883,280	17,839,350,278
Feb 18, 2019	11,726,575,201	7,257,871,200	46,875,122,110	2,804,883,280	17,839,350,278
Feb 15, 2019	11,726,575,201	7,257,871,200	46,875,122,110	2,804,883,280	17,839,350,278
Feb 14, 2019	11,726,575,201	7,257,871,200	46,875,122,110	2,804,883,280	17,839,350,278
Feb 13, 2019	11,726,575,201	7,257,871,200	46,875,122,110	2,804,883,280	17,839,350,278
Feb 12, 2019	11,726,575,201	7,257,871,200	46,875,122,110	2,804,883,280	17,839,350,278
Feb 11, 2019	11,726,575,201	7,257,871,200	46,875,122,110	2,804,883,280	17,839,350,278
Feb 08, 2019	11,726,575,201	7,257,871,200	46,875,122,110	2,804,883,280	17,839,350,278
Feb 07, 2019	11,726,575,201	7,257,871,200	46,875,122,110	2,804,883,280	17,839,350,278
Feb 06, 2019	11,726,575,201	7,257,871,200	46,875,122,110	2,804,883,280	17,839,350,278
Feb 04, 2019	11,726,575,201	7,257,871,200	46,875,122,110	2,804,883,280	17,839,350,278
Feb 01, 2019	11,726,575,201	7,257,871,200	46,875,122,110	2,804,883,280	17,839,350,278
Jan 31, 2019	11,726,575,201	7,257,871,200	46,875,122,110	2,804,883,280	17,839,350,278

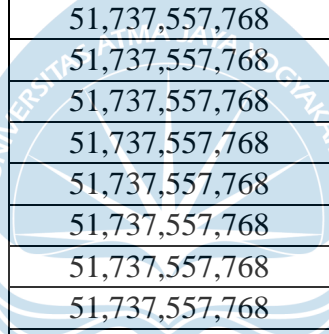
Date	MNCN	PGAS	PTBA	PTPP	PWON
Jul 05, 2019	14,276,103,500	24,241,508,196	11,520,659,250	6,199,897,354	48,159,602,400
Jul 04, 2019	14,276,103,500	24,241,508,196	11,520,659,250	6,199,897,354	48,159,602,400
Jul 03, 2019	14,276,103,500	24,241,508,196	11,520,659,250	6,199,897,354	48,159,602,400
Jul 02, 2019	14,276,103,500	24,241,508,196	11,520,659,250	6,199,897,354	48,159,602,400
Jul 01, 2019	14,276,103,500	24,241,508,196	11,520,659,250	6,199,897,354	48,159,602,400
Jun 28, 2019	14,276,103,500	24,241,508,196	11,520,659,250	6,199,897,354	48,159,602,400
Jun 27, 2019	14,276,103,500	24,241,508,196	11,520,659,250	6,199,897,354	48,159,602,400
Jun 26, 2019	14,276,103,500	24,241,508,196	11,520,659,250	6,199,897,354	48,159,602,400
Jun 25, 2019	14,276,103,500	24,241,508,196	11,520,659,250	6,199,897,354	48,159,602,400
Jun 24, 2019	14,276,103,500	24,241,508,196	11,520,659,250	6,199,897,354	48,159,602,400
Jun 21, 2019	14,276,103,500	24,241,508,196	11,520,659,250	6,199,897,354	48,159,602,400

Feb 01, 2019	14,276,103,500	24,241,508,196	11,520,659,250	6,199,897,354	48,159,602,400
Jan 31, 2019	14,276,103,500	24,241,508,196	11,520,659,250	6,199,897,354	48,159,602,400

Date	SCMA	SMGR	SRIL	TKIM	TLKM
Jul 05, 2019	14,768,780,301	5,931,520,000	20,452,176,844	3,113,223,570	99,062,216,600
Jul 04, 2019	14,768,780,301	5,931,520,000	20,452,176,844	3,113,223,570	99,062,216,600
Jul 03, 2019	14,768,780,301	5,931,520,000	20,452,176,844	3,113,223,570	99,062,216,600
Jul 02, 2019	14,768,780,301	5,931,520,000	20,452,176,844	3,113,223,570	99,062,216,600
Jul 01, 2019	14,768,780,301	5,931,520,000	20,452,176,844	3,113,223,570	99,062,216,600
Jun 28, 2019	14,768,780,301	5,931,520,000	20,452,176,844	3,113,223,570	99,062,216,600
Jun 27, 2019	14,768,780,301	5,931,520,000	20,452,176,844	3,113,223,570	99,062,216,600
Jun 26, 2019	14,768,780,301	5,931,520,000	20,452,176,844	3,113,223,570	99,062,216,600
Jun 25, 2019	14,768,780,301	5,931,520,000	20,452,176,844	3,113,223,570	99,062,216,600
Jun 24, 2019	14,768,780,301	5,931,520,000	20,452,176,844	3,113,223,570	99,062,216,600
Jun 21, 2019	14,768,780,301	5,931,520,000	20,452,176,844	3,113,223,570	99,062,216,600
Jun 20, 2019	14,768,780,301	5,931,520,000	20,452,176,844	3,113,223,570	99,062,216,600
Jun 19, 2019	14,768,780,301	5,931,520,000	20,452,176,844	3,113,223,570	99,062,216,600
Jun 18, 2019	14,768,780,301	5,931,520,000	20,452,176,844	3,113,223,570	99,062,216,600
Jun 17, 2019	14,768,780,301	5,931,520,000	20,452,176,844	3,113,223,570	99,062,216,600
Jun 14, 2019	14,768,780,301	5,931,520,000	20,452,176,844	3,113,223,570	99,062,216,600
Jun 13, 2019	14,768,780,301	5,931,520,000	20,452,176,844	3,113,223,570	99,062,216,600
Jun 12, 2019	14,768,780,301	5,931,520,000	20,452,176,844	3,113,223,570	99,062,216,600
Jun 11, 2019	14,768,780,301	5,931,520,000	20,452,176,844	3,113,223,570	99,062,216,600
Jun 10, 2019	14,768,780,301	5,931,520,000	20,452,176,844	3,113,223,570	99,062,216,600
May 31, 2019	14,768,780,301	5,931,520,000	20,452,176,844	3,113,223,570	99,062,216,600
May 29, 2019	14,768,780,301	5,931,520,000	20,452,176,844	3,113,223,570	99,062,216,600
May 28, 2019	14,768,780,301	5,931,520,000	20,452,176,844	3,113,223,570	99,062,216,600
May 27, 2019	14,768,780,301	5,931,520,000	20,452,176,844	3,113,223,570	99,062,216,600

Feb 26, 2019	14,768,780,301	5,931,520,000	20,452,176,844	3,113,223,570	99,062,216,600
Feb 25, 2019	14,768,780,301	5,931,520,000	20,452,176,844	3,113,223,570	99,062,216,600
Feb 22, 2019	14,768,780,301	5,931,520,000	20,452,176,844	3,113,223,570	99,062,216,600
Feb 21, 2019	14,768,780,301	5,931,520,000	20,452,176,844	3,113,223,570	99,062,216,600
Feb 20, 2019	14,768,780,301	5,931,520,000	20,452,176,844	3,113,223,570	99,062,216,600
Feb 19, 2019	14,768,780,301	5,931,520,000	20,452,176,844	3,113,223,570	99,062,216,600
Feb 18, 2019	14,768,780,301	5,931,520,000	20,452,176,844	3,113,223,570	99,062,216,600
Feb 15, 2019	14,768,780,301	5,931,520,000	20,452,176,844	3,113,223,570	99,062,216,600
Feb 14, 2019	14,768,780,301	5,931,520,000	20,452,176,844	3,113,223,570	99,062,216,600
Feb 13, 2019	14,768,780,301	5,931,520,000	20,452,176,844	3,113,223,570	99,062,216,600
Feb 12, 2019	14,768,780,301	5,931,520,000	20,452,176,844	3,113,223,570	99,062,216,600
Feb 11, 2019	14,768,780,301	5,931,520,000	20,452,176,844	3,113,223,570	99,062,216,600
Feb 08, 2019	14,768,780,301	5,931,520,000	20,452,176,844	3,113,223,570	99,062,216,600
Feb 07, 2019	14,768,780,301	5,931,520,000	20,452,176,844	3,113,223,570	99,062,216,600
Feb 06, 2019	14,768,780,301	5,931,520,000	20,452,176,844	3,113,223,570	99,062,216,600
Feb 04, 2019	14,768,780,301	5,931,520,000	20,452,176,844	3,113,223,570	99,062,216,600
Feb 01, 2019	14,768,780,301	5,931,520,000	20,452,176,844	3,113,223,570	99,062,216,600
Jan 31, 2019	14,768,780,301	5,931,520,000	20,452,176,844	3,113,223,570	99,062,216,600

Date	TPIA	UNTR	UNVR	WIKA	WSKT
Jul 05, 2019	17,833,520,260	3,730,135,136	7,630,000,000	8,969,951,372	13,573,951,000
Jul 04, 2019	17,833,520,260	3,730,135,136	7,630,000,000	8,969,951,372	13,573,951,000
Jul 03, 2019	17,833,520,260	3,730,135,136	7,630,000,000	8,969,951,372	13,573,951,000
Jul 02, 2019	17,833,520,260	3,730,135,136	7,630,000,000	8,969,951,372	13,573,951,000
Jul 01, 2019	17,833,520,260	3,730,135,136	7,630,000,000	8,969,951,372	13,573,951,000
Jun 28, 2019	17,833,520,260	3,730,135,136	7,630,000,000	8,969,951,372	13,573,951,000
Jun 27, 2019	17,833,520,260	3,730,135,136	7,630,000,000	8,969,951,372	13,573,951,000
Jun 26, 2019	17,833,520,260	3,730,135,136	7,630,000,000	8,969,951,372	13,573,951,000



51,737,557,768
51,737,557,768
51,737,557,768
51,737,557,768
51,737,557,768
51,737,557,768
51,737,557,768
51,737,557,768
51,737,557,768
51,737,557,768
51,737,557,768
51,737,557,768
51,737,557,768
51,737,557,768
51,737,557,768
51,737,557,768
51,737,557,768
51,737,557,768
51,737,557,768
51,737,557,768
51,737,557,768
51,737,557,768
51,737,557,768

Lampiran 6. Data Perhitungan Abnormal Volume LQ45 Periode Jendela Peristiwa Pertemuan antara Jokowi dan Prabowo Subianto

KODE PERUSAHAAN		t+5	t+4	t+3	t+2	t+1	t-1	t-2	t-3	t-4	t-5
	Vit	0,000461	0,001491	0,00066	0,000676	0,001158	0,001469	0,000698	0,001223	0,001511	0,000793
ADRO	E[Vit]	0,002881	0,002653	0,002949	0,002087	0,002218	0,001968	0,001979	0,001616	0,001573	0,001545
	AV	-0,00242	-0,00116	-0,00229	-0,00141	-0,00106	-0,0005	-0,00128	-0,00039	-6,2E-05	-0,00075
	Vit	0,001842	0,001243	0,002222	0,001239	0,00209	0,002839	0,003184	0,005772	0,001563	0,00139
AKRA	E[Vit]	0,001711	0,001624	0,001736	0,001411	0,00146	0,001366	0,00137	0,001233	0,001217	0,001206
	AV	0,000131	-0,00038	0,000485	-0,00017	0,00063	0,001473	0,001815	0,004539	0,000346	0,000184
	Vit	0,005734	0,013958	0,009917	0,005876	0,007995	0,002287	0,004765	0,001397	0,002051	0,001992
ANTM	E[Vit]	0,007344	0,006573	0,007572	0,004664	0,005108	0,004263	0,0043	0,003079	0,002933	0,002839
	AV	-0,00161	0,007385	0,002345	0,001211	0,002887	-0,00198	0,000465	-0,00168	-0,00088	-0,00085
	Vit	0,000692	0,000552	0,0014	0,000449	0,000658	0,000783	0,000835	0,000975	0,000536	0,000516
ASII	E[Vit]	0,001192	0,001047	0,001235	0,000688	0,000772	0,000613	0,00062	0,00039	0,000363	0,000346
	AV	-0,0005	-0,0005	0,000165	-0,00024	-0,00011	0,00017	0,000216	0,000584	0,000173	0,00017
	Vit	0,00036	0,000357	0,000373	0,000312	0,000504	0,000244	0,000281	0,000428	0,000391	0,000314
BBCA	E[Vit]	0,001199	0,00106	0,00124	0,000715	0,000795	0,000642	0,000649	0,000429	0,000402	0,000385
	AV	-0,00084	-0,0007	-0,00087	-0,0004	-0,00029	-0,0004	-0,00037	-9,5E-07	-1,1E-05	-7,1E-05
	Vit	0,000798	0,001074	0,000576	0,000934	0,001056	0,000733	0,000744	0,000924	0,000593	0,001057
BBNI	E[Vit]	0,001725	0,001637	0,001751	0,001419	0,001469	0,001373	0,001377	0,001238	0,001221	0,00121
	AV	-0,00093	-0,00056	-0,00118	-0,00049	-0,00041	-0,00064	-0,00063	-0,00031	-0,00063	-0,00015
	Vit	0,000527	0,000631	0,000535	0,000692	0,000565	0,000529	0,000749	0,000663	0,00053	0,000379

BBRI	E[Vit]	0,001351	0,001187	0,001399	0,00078	0,000875	0,000695	0,000703	0,000443	0,000412	0,000392
	AV	-0,00082	-0,00056	-0,00086	-8,8E-05	-0,00031	-0,00017	4,6E-05	0,000221	0,000118	-1,3E-05
	Vit	0,001573	0,001533	0,002081	0,001654	0,003631	0,000894	0,002908	0,003403	0,002115	0,000822
BBTN	E[Vit]	0,003741	0,003407	0,003839	0,002583	0,002775	0,00241	0,002425	0,001898	0,001835	0,001795
	AV	-0,00217	-0,00187	-0,00176	-0,00093	0,000857	-0,00152	0,000482	0,001505	0,00028	-0,00097
	Vit	0,001131	0,00154	0,001388	0,001587	0,000968	0,000795	0,00076	0,001093	0,000959	0,001146
BMRI	E[Vit]	0,001651	0,001451	0,001711	0,000954	0,001069	0,000849	0,000859	0,000541	0,000503	0,000479
	AV	-0,00052	8,9E-05	-0,00032	0,000633	-0,0001	-5,4E-05	-9,9E-05	0,000552	0,000456	0,000667
	Vit	0,00699	0,006574	0,007379	0,001993	0,008677	0,011049	0,009427	0,006274	0,005803	0,005301
BRPT	E[Vit]	0,021633	0,018639	0,022519	0,011227	0,012952	0,00967	0,009813	0,005071	0,004505	0,004142
	AV	-0,01464	-0,01206	-0,01514	-0,00923	-0,00427	0,001379	-0,00039	0,001203	0,001298	0,001159
	Vit	0,000423	0,000452	0,000341	0,000327	0,000686	0,000876	0,000918	0,000616	0,000533	0,000673
BSDE	E[Vit]	0,001033	0,000907	0,00107	0,000596	0,000669	0,000531	0,000537	0,000338	0,000315	0,000299
	AV	-0,00061	-0,00046	-0,00073	-0,00027	1,71E-05	0,000345	0,000381	0,000277	0,000219	0,000374
	Vit	0,004589	0,003659	0,003717	0,003486	0,005341	0,004659	0,00595	0,004589	0,004644	0,004928
BTPS	E[Vit]	0,00698	0,00686	0,007015	0,006566	0,006634	0,006504	0,00651	0,006321	0,006298	0,006284
	AV	-0,00239	-0,0032	-0,0033	-0,00308	-0,00129	-0,00184	-0,00056	-0,00173	-0,00165	-0,00136
	Vit	0,000966	0,000272	0,000542	0,000396	0,000592	0,000674	0,00087	0,001004	0,000835	0,001337
CPIN	E[Vit]	0,001462	0,001294	0,001512	0,000878	0,000975	0,00079	0,000798	0,000532	0,000501	0,00048
	AV	-0,0005	-0,00102	-0,00097	-0,00048	-0,00038	-0,00012	7,14E-05	0,000472	0,000335	0,000857
	Vit	0,001088	0,00276	0,001409	0,001011	0,001976	0,003152	0,002818	0,002593	0,002941	0,002091
CTRA	E[Vit]	0,00425	0,003855	0,004367	0,002877	0,003104	0,002671	0,00269	0,002065	0,00199	0,001942

	AV	-0,00316	-0,00109	-0,00296	-0,00187	-0,00113	0,000481	0,000128	0,000528	0,000951	0,000149
	Vit	0,007395	0,006079	0,010599	0,004899	0,006936	0,016376	0,009382	0,021683	0,024643	0,012318
ERAA	E[Vit]	0,022426	0,020308	0,023053	0,015065	0,016285	0,013963	0,014064	0,01071	0,010309	0,010052
	AV	-0,01503	-0,01423	-0,01245	-0,01017	-0,00935	0,002413	-0,00468	0,010973	0,014334	0,002265
	Vit	0,001024	0,002026	0,000915	0,000675	0,000689	0,000522	0,000386	0,000418	0,000262	0,000301
EXCL	E[Vit]	0,003284	0,003007	0,003366	0,002319	0,002479	0,002175	0,002188	0,001748	0,001696	0,001662
	AV	-0,00226	-0,00098	-0,00245	-0,00164	-0,00179	-0,00165	-0,0018	-0,00133	-0,00143	-0,00136
	Vit	0,001749	0,000732	0,000698	0,000528	0,000585	0,001423	0,000437	0,000491	0,000504	0,000379
GGRM	E[Vit]	0,001428	0,001376	0,001443	0,001247	0,001277	0,00122	0,001223	0,00114	0,00113	0,001124
	AV	0,000321	-0,00064	-0,00075	-0,00072	-0,00069	0,000203	-0,00079	-0,00065	-0,00063	-0,00075
	Vit	0,00028	9,91E-05	0,000141	0,00011	0,000238	0,000377	0,000164	0,000172	0,000145	0,000253
HMSP	E[Vit]	0,000393	0,000352	0,000405	0,000251	0,000275	0,00023	0,000232	0,000167	0,00016	0,000155
	AV	-0,00011	-0,00025	-0,00026	-0,00014	-3,7E-05	0,000147	-6,8E-05	4,74E-06	-1,5E-05	9,81E-05
	Vit	0,000386	0,000269	0,000399	0,000248	0,000326	0,000424	0,000425	0,000354	0,000254	0,000276
ICBP	E[Vit]	0,000276	0,000242	0,000286	0,000159	0,000179	0,000142	0,000143	9,04E-05	8,4E-05	8E-05
	AV	0,00011	2,71E-05	0,000114	8,83E-05	0,000147	0,000282	0,000282	0,000264	0,00017	0,000196
	Vit	0,002946	0,003523	0,003035	0,003679	0,002185	0,002464	0,002533	0,001276	0,001828	0,000718
INCO	E[Vit]	0,001319	0,001159	0,001366	0,000762	0,000854	0,000678	0,000686	0,000432	0,000402	0,000382
	AV	0,001627	0,002365	0,001668	0,002917	0,001331	0,001785	0,001847	0,000844	0,001426	0,000336
	Vit	0,000578	0,000977	0,00148	0,00114	0,000727	0,000669	0,000897	0,00084	0,000503	0,000235
INDF	E[Vit]	0,001265	0,001233	0,001275	0,001153	0,001172	0,001136	0,001138	0,001087	0,001081	0,001077
	AV	-0,00069	-0,00026	0,000205	-1,4E-05	-0,00044	-0,00047	-0,00024	-0,00025	-0,00058	-0,00084

	Vit	0,000745	0,002584	0,001935	0,003407	0,002088	0,001971	0,001841	0,001983	0,002361	0,002463
INDY	E[Vit]	0,007157	0,006287	0,007415	0,004134	0,004635	0,003681	0,003723	0,002345	0,002181	0,002075
	AV	-0,00641	-0,0037	-0,00548	-0,00073	-0,00255	-0,00171	-0,00188	-0,00036	0,00018	0,000388
	Vit	0,001807	0,002715	0,000571	0,001393	0,001682	0,003537	0,002956	0,003462	0,003557	0,001805
INKP	E[Vit]	0,002075	0,001944	0,002114	0,001621	0,001696	0,001553	0,001559	0,001352	0,001328	0,001312
	AV	-0,00027	0,00077	-0,00154	-0,00023	-1,4E-05	0,001984	0,001397	0,00211	0,002229	0,000493
	Vit	0,000551	0,000289	0,00029	0,000133	0,000332	0,000227	0,000258	0,000483	0,000437	0,00018
INTP	E[Vit]	0,000576	0,000506	0,000597	0,000333	0,000373	0,000296	0,0003	0,000189	0,000176	0,000167
	AV	-2,6E-05	-0,00022	-0,00031	-0,0002	-4,1E-05	-7E-05	-4,2E-05	0,000294	0,000261	1,29E-05
	Vit	0,000636	0,001582	0,001276	0,001086	0,000887	0,001235	0,001249	0,000701	0,001164	0,000487
ITMG	E[Vit]	0,001579	0,00163	0,001564	0,001757	0,001727	0,001784	0,001781	0,001862	0,001872	0,001878
	AV	-0,00094	-4,8E-05	-0,00029	-0,00067	-0,00084	-0,00055	-0,00053	-0,00116	-0,00071	-0,00139
	Vit	0,002872	0,001447	0,001999	0,002274	0,002571	0,002052	0,002491	0,00286	0,002914	0,006931
JPFA	E[Vit]	0,00353	0,003587	0,003513	0,003728	0,003695	0,003758	0,003755	0,003846	0,003857	0,003864
	AV	-0,00066	-0,00214	-0,00151	-0,00145	-0,00112	-0,00171	-0,00126	-0,00099	-0,00094	0,003067
	Vit	0,001269	0,001959	0,000743	0,00095	0,000677	0,000362	0,000362	0,000518	0,000692	0,000572
JSMR	E[Vit]	0,001655	0,001454	0,001714	0,000956	0,001072	0,000851	0,000861	0,000542	0,000504	0,00048
	AV	-0,00039	0,000505	-0,00097	-6,1E-06	-0,0004	-0,00049	-0,0005	-2,5E-05	0,000188	9,27E-05
	Vit	0,000418	0,000448	0,000226	0,000201	0,000491	0,000557	0,000202	0,000341	0,000319	0,000159
KLBF	E[Vit]	0,001016	0,000888	0,001053	0,000574	0,000647	0,000507	0,000513	0,000312	0,000288	0,000272
	AV	-0,0006	-0,00044	-0,00083	-0,00037	-0,00016	4,96E-05	-0,00031	2,95E-05	3,08E-05	-0,00011

	Vit	0,001321	0,001453	0,004418	0,001908	0,003303	0,003596	0,002605	0,005908	0,00155	0,001271
LPPF	E[Vit]	0,002555	0,003095	0,002395	0,004433	0,004122	0,004714	0,004688	0,005544	0,005646	0,005711
	AV	-0,00123	-0,00164	0,002023	-0,00252	-0,00082	-0,00112	-0,00208	0,000364	-0,0041	-0,00444
	Vit	0,000928	0,000631	0,000666	0,000834	0,000645	0,000665	0,001872	0,001374	0,000574	0,000956
MEDC	E[Vit]	0,002822	0,002479	0,002923	0,00163	0,001827	0,001451	0,001468	0,000925	0,00086	0,000818
	AV	-0,00189	-0,00185	-0,00226	-0,0008	-0,00118	-0,00079	0,000404	0,000449	-0,00029	0,000138
	Vit	0,006003	0,004105	0,003981	0,004708	0,008434	0,009709	0,006225	0,002105	0,004245	0,005088
MNCN	E[Vit]	0,007489	0,0067	0,007722	0,004748	0,005202	0,004337	0,004375	0,003126	0,002977	0,002881
	AV	-0,00149	-0,0026	-0,00374	-4E-05	0,003232	0,005372	0,00185	-0,00102	0,001268	0,002206
	Vit	0,002577	0,00118	0,000845	0,001359	0,001419	0,001044	0,001353	0,001712	0,000749	0,001254
PGAS	E[Vit]	0,003702	0,003252	0,003835	0,002138	0,002398	0,001904	0,001926	0,001213	0,001128	0,001073
	AV	-0,00113	-0,00207	-0,00299	-0,00078	-0,00098	-0,00086	-0,00057	0,000499	-0,00038	0,00018
	Vit	0,001122	0,002074	0,001248	0,002681	0,002211	0,003066	0,001855	0,001696	0,002433	0,003865
PTBA	E[Vit]	0,003709	0,003379	0,003806	0,002564	0,002754	0,002393	0,002409	0,001888	0,001825	0,001785
	AV	-0,00259	-0,00131	-0,00256	0,000116	-0,00054	0,000673	-0,00055	-0,00019	0,000608	0,00208
	Vit	0,002153	0,001681	0,004147	0,00243	0,006938	0,002179	0,003532	0,005475	0,002793	0,003657
PTPP	E[Vit]	0,008517	0,007725	0,008751	0,005764	0,00622	0,005352	0,00539	0,004135	0,003986	0,003889
	AV	-0,00636	-0,00604	-0,0046	-0,00333	0,000717	-0,00317	-0,00186	0,00134	-0,00119	-0,00023
	Vit	0,000835	0,000905	0,000854	0,000825	0,0009	0,000512	0,000474	0,000386	0,000301	0,00037
PWON	E[Vit]	0,001135	0,000997	0,001176	0,000656	0,000735	0,000584	0,00059	0,000372	0,000346	0,000329
	AV	-0,0003	-9,2E-05	-0,00032	0,000169	0,000165	-7,1E-05	-0,00012	1,45E-05	-4,5E-05	4,13E-05
	Vit	0,000747	0,000543	0,000416	0,000336	0,000399	0,000475	0,001026	0,000196	0,000187	0,00016

SCMA	E[Vit]	0,000644	0,000565	0,000667	0,000372	0,000417	0,000331	0,000335	0,000211	0,000196	0,000187
	AV	0,000103	-2,3E-05	-0,00025	-3,6E-05	-1,8E-05	0,000144	0,000691	-1,5E-05	-9,2E-06	-2,6E-05
	Vit	0,000984	0,001306	0,000938	0,000781	0,000986	0,000693	0,000839	0,000832	0,000462	0,000519
SMGR	E[Vit]	0,002195	0,00205	0,002238	0,00169	0,001774	0,001615	0,001622	0,001392	0,001364	0,001347
	AV	-0,00121	-0,00074	-0,0013	-0,00091	-0,00079	-0,00092	-0,00078	-0,00056	-0,0009	-0,00083
	Vit	0,113953	0,083908	0,115662	0,050295	0,039435	0,026574	0,030935	0,001903	0,000486	0,000517
SRIL	E[Vit]	0,050957	0,041846	0,053651	0,019293	0,02454	0,014553	0,014989	0,000559	-0,00116	-0,00227
	AV	0,062996	0,042063	0,062011	0,031002	0,014895	0,012021	0,015946	0,001344	0,001648	0,002785
	Vit	0,000403	0,000431	0,000264	0,000276	0,000411	0,000411	0,000441	0,000618	0,00095	0,000194
TKIM	E[Vit]	0,001719	0,001516	0,001779	0,001012	0,001129	0,000906	0,000916	0,000594	0,000556	0,000531
	AV	-0,00132	-0,00108	-0,00151	-0,00074	-0,00072	-0,0005	-0,00047	2,41E-05	0,000394	-0,00034
	Vit	0,000613	0,000458	0,000324	0,000459	0,000676	0,000576	0,000259	0,000631	0,00126	0,000585
TLKM	E[Vit]	0,001658	0,001578	0,001681	0,00138	0,001426	0,001338	0,001342	0,001216	0,0012	0,001191
	AV	-0,00105	-0,00112	-0,00136	-0,00092	-0,00075	-0,00076	-0,00108	-0,00058	5,96E-05	-0,00061
	Vit	0,000469	0,00061	0,000834	0,000313	0,000306	0,000226	0,000226	0,000262	0,0005	0,000557
TPIA	E[Vit]	0,000117	0,000103	0,000121	6,74E-05	7,56E-05	6E-05	6,07E-05	3,82E-05	3,56E-05	3,38E-05
	AV	0,000352	0,000508	0,000713	0,000245	0,00023	0,000166	0,000165	0,000223	0,000465	0,000523
	Vit	0,000972	0,001103	0,000913	0,000873	0,00088	0,000838	0,000542	0,000854	0,00064	0,000892
UNTR	E[Vit]	0,002701	0,002494	0,002762	0,001982	0,002101	0,001875	0,001885	0,001557	0,001518	0,001493
	AV	-0,00173	-0,00139	-0,00185	-0,00111	-0,00122	-0,00104	-0,00134	-0,0007	-0,00088	-0,0006
	Vit	0,000176	0,000269	0,00019	0,000192	0,000226	0,000172	0,000302	0,000204	0,000215	0,000148
UNVR	E[Vit]	0,000698	0,000607	0,000725	0,000382	0,000434	0,000334	0,000339	0,000194	0,000177	0,000166

	AV	-0,00052	-0,00034	-0,00054	-0,00019	-0,00021	-0,00016	-3,6E-05	9,57E-06	3,78E-05	-1,8E-05
	Vit	0,000821	0,001404	0,002396	0,001719	0,004394	0,001609	0,001369	0,001338	0,000726	0,001678
WIKA	E[Vit]	0,003697	0,003491	0,003758	0,00298	0,003099	0,002873	0,002883	0,002556	0,002517	0,002492
	AV	-0,00288	-0,00209	-0,00136	-0,00126	0,001295	-0,00126	-0,00151	-0,00122	-0,00179	-0,00081
	Vit	0,001012	0,001085	0,003105	0,001506	0,008452	0,003113	0,002466	0,003287	0,001217	0,002598
WSKT	E[Vit]	0,005162	0,004656	0,005312	0,003404	0,003695	0,003141	0,003165	0,002364	0,002268	0,002207
	AV	-0,00415	-0,00357	-0,00221	-0,0019	0,004757	-2,7E-05	-0,0007	0,000923	-0,00105	0,000392



Lampiran 7. Data Perhitungan VIT Saham Sekuritas LQ45 Periode Jendela Peristiwa

Pertemuan antara Jokowi dan Prabowo Subianto

ADRO	Jumlah Saham Yang Diperdagangkan	Jumlah Saham Yang Beredar	Vit
Jul 19, 2019	14.735.600	31.985.962.000	0,00046
Jul 18, 2019	47.703.200	31.985.962.000	0,00149
Jul 17, 2019	21.113.200	31.985.962.000	0,00066
Jul 16, 2019	21.626.300	31.985.962.000	0,00068
Jul 15, 2019	37.038.000	31.985.962.000	0,00116
Jul 12, 2019	46.977.100	31.985.962.000	0,00147
Jul 11, 2019	22.330.200	31.985.962.000	0,0007
Jul 10, 2019	39.124.800	31.985.962.000	0,00122
Jul 09, 2019	48.345.600	31.985.962.000	0,00151
Jul 08, 2019	25.373.500	31.985.962.000	0,00079
AKRA			
Jul 19, 2019	7.395.800	4.014.694.920	0,00184
Jul 18, 2019	4.991.400	4.014.694.920	0,00124
Jul 17, 2019	8.919.400	4.014.694.920	0,00222
Jul 16, 2019	4.973.300	4.014.694.920	0,00124
Jul 15, 2019	8.389.900	4.014.694.920	0,00209
Jul 12, 2019	11.397.200	4.014.694.920	0,00284
Jul 11, 2019	12.783.700	4.014.694.920	0,00318
Jul 10, 2019	23.171.600	4.014.694.920	0,00577
Jul 09, 2019	6.274.000	4.014.694.920	0,00156
Jul 08, 2019	5.580.200	4.014.694.920	0,00139
ANTM			
Jul 19, 2019	137.797.900	24.030.764.725	0,00573
Jul 18, 2019	335.413.700	24.030.764.725	0,01396
Jul 17, 2019	238.303.800	24.030.764.725	0,00992
Jul 16, 2019	141.194.200	24.030.764.725	0,00588
Jul 15, 2019	192.125.200	24.030.764.725	0,00799
Jul 12, 2019	54.953.400	24.030.764.725	0,00229
Jul 11, 2019	114.504.000	24.030.764.725	0,00476
Jul 10, 2019	33.570.400	24.030.764.725	0,0014
Jul 09, 2019	49.279.300	24.030.764.725	0,00205
Jul 08, 2019	47.875.600	24.030.764.725	0,00199
ASII			

Jul 19, 2019	28.008.400	40.483.553.140	0,00069
Jul 18, 2019	22.334.900	40.483.553.140	0,00055
Jul 17, 2019	56.668.400	40.483.553.140	0,0014
Jul 16, 2019	18.188.000	40.483.553.140	0,00045
Jul 15, 2019	26.628.700	40.483.553.140	0,00066
Jul 12, 2019	31.711.400	40.483.553.140	0,00078
Jul 11, 2019	33.821.300	40.483.553.140	0,00084
Jul 10, 2019	39.466.400	40.483.553.140	0,00097
Jul 09, 2019	21.689.700	40.483.553.140	0,00054
Jul 08, 2019	20.878.100	40.483.553.140	0,00052
BBCA			
Jul 19, 2019	8.794.700	24.408.459.120	0,00036
Jul 18, 2019	8.725.100	24.408.459.120	0,00036
Jul 17, 2019	9.097.400	24.408.459.120	0,00037
Jul 16, 2019	7.615.000	24.408.459.120	0,00031
Jul 15, 2019	12.290.700	24.408.459.120	0,0005
Jul 12, 2019	5.967.600	24.408.459.120	0,00024
Jul 11, 2019	6.855.900	24.408.459.120	0,00028
Jul 10, 2019	10.436.700	24.408.459.120	0,00043
Jul 09, 2019	9.548.100	24.408.459.120	0,00039
Jul 08, 2019	7.672.200	24.408.459.120	0,00031
BBNI			
Jul 19, 2019	14.732.800	18.462.169.893	0,0008
Jul 18, 2019	19.831.800	18.462.169.893	0,00107
Jul 17, 2019	10.632.400	18.462.169.893	0,00058
Jul 16, 2019	17.234.600	18.462.169.893	0,00093
Jul 15, 2019	19.504.100	18.462.169.893	0,00106
Jul 12, 2019	13.536.800	18.462.169.893	0,00073
Jul 11, 2019	13.737.600	18.462.169.893	0,00074
Jul 10, 2019	17.066.000	18.462.169.893	0,00092
Jul 09, 2019	10.946.000	18.462.169.893	0,00059
Jul 08, 2019	19.518.600	18.462.169.893	0,00106
BBRI			
Jul 19, 2019	64.335.100	122.112.351.900	0,00053
Jul 18, 2019	77.028.200	122.112.351.900	0,00063
Jul 17, 2019	65.303.400	122.112.351.900	0,00053
Jul 16, 2019	84.477.400	122.112.351.900	0,00069
Jul 15, 2019	68.954.800	122.112.351.900	0,00056
Jul 12, 2019	64.575.400	122.112.351.900	0,00053
Jul 11, 2019	91.416.500	122.112.351.900	0,00075
Jul 10, 2019	80.977.700	122.112.351.900	0,00066
Jul 09, 2019	64.718.300	122.112.351.900	0,00053

Jul 08, 2019	46.233.200	122.112.351.900	0,00038
BBTN			
Jul 19, 2019	16.492.000	10.484.100.000	0,00157
Jul 18, 2019	16.075.000	10.484.100.000	0,00153
Jul 17, 2019	21.820.300	10.484.100.000	0,00208
Jul 16, 2019	17.340.900	10.484.100.000	0,00165
Jul 15, 2019	38.071.500	10.484.100.000	0,00363
Jul 12, 2019	9.370.200	10.484.100.000	0,00089
Jul 11, 2019	30.485.200	10.484.100.000	0,00291
Jul 10, 2019	35.675.700	10.484.100.000	0,0034
Jul 09, 2019	22.169.000	10.484.100.000	0,00211
Jul 08, 2019	8.620.700	10.484.100.000	0,00082
BMRI			
Jul 19, 2019	52.265.000	46.199.999.998	0,00113
Jul 18, 2019	71.131.000	46.199.999.998	0,00154
Jul 17, 2019	64.115.500	46.199.999.998	0,00139
Jul 16, 2019	73.313.200	46.199.999.998	0,00159
Jul 15, 2019	44.722.400	46.199.999.998	0,00097
Jul 12, 2019	36.737.000	46.199.999.998	0,0008
Jul 11, 2019	35.115.600	46.199.999.998	0,00076
Jul 10, 2019	50.482.300	46.199.999.998	0,00109
Jul 09, 2019	44.295.400	46.199.999.998	0,00096
Jul 08, 2019	52.952.800	46.199.999.998	0,00115
BRPT			
Jul 19, 2019	124.427.000	17.799.742.456	0,00699
Jul 18, 2019	117.023.500	17.799.742.456	0,00657
Jul 17, 2019	131.337.500	17.799.742.456	0,00738
Jul 16, 2019	35.482.500	17.799.742.456	0,00199
Jul 15, 2019	154.445.500	17.799.742.456	0,00868
Jul 12, 2019	196.667.000	17.799.742.456	0,01105
Jul 11, 2019	167.805.000	17.799.742.456	0,00943
Jul 10, 2019	111.679.000	17.799.742.456	0,00627
Jul 09, 2019	103.299.500	17.799.742.456	0,0058
Jul 08, 2019	94.348.000	17.799.742.456	0,0053
BSDE			
Jul 19, 2019	8.132.700	19.246.696.192	0,00042
Jul 18, 2019	8.698.400	19.246.696.192	0,00045
Jul 17, 2019	6.564.400	19.246.696.192	0,00034
Jul 16, 2019	6.300.300	19.246.696.192	0,00033
Jul 15, 2019	13.199.100	19.246.696.192	0,00069

Jul 12, 2019	16.869.100	19.246.696.192	0,00088
Jul 11, 2019	17.662.200	19.246.696.192	0,00092
Jul 10, 2019	11.847.200	19.246.696.192	0,00062
Jul 09, 2019	10.266.000	19.246.696.192	0,00053
Jul 08, 2019	12.962.200	19.246.696.192	0,00067
BTPS			
Jul 19, 2019	34.996.300	7.626.663.000	0,00459
Jul 18, 2019	27.907.800	7.626.663.000	0,00366
Jul 17, 2019	28.350.300	7.626.663.000	0,00372
Jul 16, 2019	26.584.600	7.626.663.000	0,00349
Jul 15, 2019	40.733.300	7.626.663.000	0,00534
Jul 12, 2019	35.533.300	7.626.663.000	0,00466
Jul 11, 2019	45.375.600	7.626.663.000	0,00595
Jul 10, 2019	35.001.000	7.626.663.000	0,00459
Jul 09, 2019	35.416.900	7.626.663.000	0,00464
Jul 08, 2019	37.583.800	7.626.663.000	0,00493
CPIN			
Jul 19, 2019	15.839.200	16.398.000.000	0,00097
Jul 18, 2019	4.459.600	16.398.000.000	0,00027
Jul 17, 2019	8.888.100	16.398.000.000	0,00054
Jul 16, 2019	6.487.500	16.398.000.000	0,0004
Jul 15, 2019	9.710.200	16.398.000.000	0,00059
Jul 12, 2019	11.048.900	16.398.000.000	0,00067
Jul 11, 2019	14.263.400	16.398.000.000	0,00087
Jul 10, 2019	16.467.700	16.398.000.000	0,001
Jul 09, 2019	13.693.800	16.398.000.000	0,00084
Jul 08, 2019	21.922.300	16.398.000.000	0,00134
CTRA			
Jul 19, 2019	20.193.300	18.560.303.397	0,00109
Jul 18, 2019	51.234.900	18.560.303.397	0,00276
Jul 17, 2019	26.153.100	18.560.303.397	0,00141
Jul 16, 2019	18.760.400	18.560.303.397	0,00101
Jul 15, 2019	36.675.900	18.560.303.397	0,00198
Jul 12, 2019	58.505.800	18.560.303.397	0,00315
Jul 11, 2019	52.309.100	18.560.303.397	0,00282
Jul 10, 2019	48.126.700	18.560.303.397	0,00259
Jul 09, 2019	54.582.300	18.560.303.397	0,00294
Jul 08, 2019	38.817.500	18.560.303.397	0,00209
ERAA			
Jul 19, 2019	23.590.800	3.190.000.000	0,0074
Jul 18, 2019	19.390.600	3.190.000.000	0,00608

Jul 17, 2019	33.811.500	3.190.000.000	0,0106
Jul 16, 2019	15.628.500	3.190.000.000	0,0049
Jul 15, 2019	22.126.600	3.190.000.000	0,00694
Jul 12, 2019	52.238.200	3.190.000.000	0,01638
Jul 11, 2019	29.929.800	3.190.000.000	0,00938
Jul 10, 2019	69.168.500	3.190.000.000	0,02168
Jul 09, 2019	78.612.200	3.190.000.000	0,02464
Jul 08, 2019	39.292.900	3.190.000.000	0,01232
EXCL			
Jul 19, 2019	10.942.200	10.687.960.423	0,00102
Jul 18, 2019	21.650.300	10.687.960.423	0,00203
Jul 17, 2019	9.777.300	10.687.960.423	0,00091
Jul 16, 2019	7.216.200	10.687.960.423	0,00068
Jul 15, 2019	7.362.100	10.687.960.423	0,00069
Jul 12, 2019	5.579.900	10.687.960.423	0,00052
Jul 11, 2019	4.126.000	10.687.960.423	0,00039
Jul 10, 2019	4.467.600	10.687.960.423	0,00042
Jul 09, 2019	2.796.200	10.687.960.423	0,00026
Jul 08, 2019	3.213.600	10.687.960.423	0,0003
GGRM			
Jul 19, 2019	3.364.400	1.924.088.000	0,00175
Jul 18, 2019	1.408.300	1.924.088.000	0,00073
Jul 17, 2019	1.342.400	1.924.088.000	0,0007
Jul 16, 2019	1.016.700	1.924.088.000	0,00053
Jul 15, 2019	1.125.600	1.924.088.000	0,00059
Jul 12, 2019	2.738.000	1.924.088.000	0,00142
Jul 11, 2019	840.200	1.924.088.000	0,00044
Jul 10, 2019	944.700	1.924.088.000	0,00049
Jul 09, 2019	970.400	1.924.088.000	0,0005
Jul 08, 2019	729.000	1.924.088.000	0,00038
HMSP			
Jul 19, 2019	32.535.400	116.318.076.900	0,00028
Jul 18, 2019	11.531.100	116.318.076.900	9,9E-05
Jul 17, 2019	16.402.200	116.318.076.900	0,00014
Jul 16, 2019	12.770.200	116.318.076.900	0,00011
Jul 15, 2019	27.662.300	116.318.076.900	0,00024
Jul 12, 2019	43.882.900	116.318.076.900	0,00038
Jul 11, 2019	19.045.000	116.318.076.900	0,00016
Jul 10, 2019	20.018.300	116.318.076.900	0,00017
Jul 09, 2019	16.844.000	116.318.076.900	0,00014
Jul 08, 2019	29.403.900	116.318.076.900	0,00025

ICBP			
Jul 19, 2019	4.500.500	11.661.908.000	0,00039
Jul 18, 2019	3.141.500	11.661.908.000	0,00027
Jul 17, 2019	4.657.700	11.661.908.000	0,0004
Jul 16, 2019	2.887.800	11.661.908.000	0,00025
Jul 15, 2019	3.802.600	11.661.908.000	0,00033
Jul 12, 2019	4.944.000	11.661.908.000	0,00042
Jul 11, 2019	4.959.400	11.661.908.000	0,00043
Jul 10, 2019	4.132.100	11.661.908.000	0,00035
Jul 09, 2019	2.957.200	11.661.908.000	0,00025
Jul 08, 2019	3.219.300	11.661.908.000	0,00028
INCO			
Jul 19, 2019	29.275.600	9.936.338.720	0,00295
Jul 18, 2019	35.009.400	9.936.338.720	0,00352
Jul 17, 2019	30.153.100	9.936.338.720	0,00303
Jul 16, 2019	36.557.300	9.936.338.720	0,00368
Jul 15, 2019	21.711.700	9.936.338.720	0,00219
Jul 12, 2019	24.479.800	9.936.338.720	0,00246
Jul 11, 2019	25.167.400	9.936.338.720	0,00253
Jul 10, 2019	12.678.600	9.936.338.720	0,00128
Jul 09, 2019	18.165.000	9.936.338.720	0,00183
Jul 08, 2019	7.137.100	9.936.338.720	0,00072
INDF			
Jul 19, 2019	5.075.200	8.780.426.500	0,00058
Jul 18, 2019	8.577.200	8.780.426.500	0,00098
Jul 17, 2019	12.993.600	8.780.426.500	0,00148
Jul 16, 2019	10.006.800	8.780.426.500	0,00114
Jul 15, 2019	6.387.300	8.780.426.500	0,00073
Jul 12, 2019	5.875.300	8.780.426.500	0,00067
Jul 11, 2019	7.875.600	8.780.426.500	0,0009
Jul 10, 2019	7.377.400	8.780.426.500	0,00084
Jul 09, 2019	4.418.800	8.780.426.500	0,0005
Jul 08, 2019	2.060.100	8.780.426.500	0,00023
INDY			
Jul 19, 2019	3.880.300	5.210.192.000	0,00074
Jul 18, 2019	13.461.300	5.210.192.000	0,00258
Jul 17, 2019	10.082.700	5.210.192.000	0,00194
Jul 16, 2019	17.752.400	5.210.192.000	0,00341
Jul 15, 2019	10.881.100	5.210.192.000	0,00209
Jul 12, 2019	10.268.000	5.210.192.000	0,00197
Jul 11, 2019	9.594.300	5.210.192.000	0,00184
Jul 10, 2019	10.332.000	5.210.192.000	0,00198

Jul 09, 2019	12.299.200	5.210.192.000	0,00236
Jul 08, 2019	12.831.300	5.210.192.000	0,00246
INKP			
Jul 19, 2019	9.886.900	5.470.982.941	0,00181
Jul 18, 2019	14.852.500	5.470.982.941	0,00271
Jul 17, 2019	3.122.700	5.470.982.941	0,00057
Jul 16, 2019	7.623.400	5.470.982.941	0,00139
Jul 15, 2019	9.203.000	5.470.982.941	0,00168
Jul 12, 2019	19.350.400	5.470.982.941	0,00354
Jul 11, 2019	16.173.300	5.470.982.941	0,00296
Jul 10, 2019	18.941.700	5.470.982.941	0,00346
Jul 09, 2019	19.459.600	5.470.982.941	0,00356
Jul 08, 2019	9.875.300	5.470.982.941	0,00181
INTP			
Jul 19, 2019	2.027.800	3.681.231.699	0,00055
Jul 18, 2019	1.065.600	3.681.231.699	0,00029
Jul 17, 2019	1.068.800	3.681.231.699	0,00029
Jul 16, 2019	491.200	3.681.231.699	0,00013
Jul 15, 2019	1.222.300	3.681.231.699	0,00033
Jul 12, 2019	834.500	3.681.231.699	0,00023
Jul 11, 2019	949.500	3.681.231.699	0,00026
Jul 10, 2019	1.779.100	3.681.231.699	0,00048
Jul 09, 2019	1.607.200	3.681.231.699	0,00044
Jul 08, 2019	662.600	3.681.231.699	0,00018
ITMG			
Jul 19, 2019	718.100	1.129.925.000	0,00064
Jul 18, 2019	1.787.500	1.129.925.000	0,00158
Jul 17, 2019	1.442.100	1.129.925.000	0,00128
Jul 16, 2019	1.226.800	1.129.925.000	0,00109
Jul 15, 2019	1.001.900	1.129.925.000	0,00089
Jul 12, 2019	1.395.500	1.129.925.000	0,00124
Jul 11, 2019	1.411.000	1.129.925.000	0,00125
Jul 10, 2019	792.600	1.129.925.000	0,0007
Jul 09, 2019	1.315.700	1.129.925.000	0,00116
Jul 08, 2019	550.100	1.129.925.000	0,00049
JPFA			
Jul 19, 2019	33.679.000	11.726.575.201	0,00287
Jul 18, 2019	16.974.000	11.726.575.201	0,00145
Jul 17, 2019	23.447.200	11.726.575.201	0,002
Jul 16, 2019	26.666.500	11.726.575.201	0,00227
Jul 15, 2019	30.149.600	11.726.575.201	0,00257

Jul 12, 2019	24.059.400	11.726.575.201	0,00205
Jul 11, 2019	29.210.800	11.726.575.201	0,00249
Jul 10, 2019	33.541.500	11.726.575.201	0,00286
Jul 09, 2019	34.175.100	11.726.575.201	0,00291
Jul 08, 2019	81.277.000	11.726.575.201	0,00693
JSMR			
Jul 19, 2019	9.207.900	7.257.871.200	0,00127
Jul 18, 2019	14.216.900	7.257.871.200	0,00196
Jul 17, 2019	5.395.900	7.257.871.200	0,00074
Jul 16, 2019	6.893.100	7.257.871.200	0,00095
Jul 15, 2019	4.910.700	7.257.871.200	0,00068
Jul 12, 2019	2.628.600	7.257.871.200	0,00036
Jul 11, 2019	2.627.900	7.257.871.200	0,00036
Jul 10, 2019	3.756.300	7.257.871.200	0,00052
Jul 09, 2019	5.023.000	7.257.871.200	0,00069
Jul 08, 2019	4.155.100	7.257.871.200	0,00057
KLBF			
Jul 19, 2019	19.603.700	46.875.122.110	0,00042
Jul 18, 2019	21.017.200	46.875.122.110	0,00045
Jul 17, 2019	10.614.000	46.875.122.110	0,00023
Jul 16, 2019	9.421.700	46.875.122.110	0,0002
Jul 15, 2019	23.010.300	46.875.122.110	0,00049
Jul 12, 2019	26.107.600	46.875.122.110	0,00056
Jul 11, 2019	9.454.900	46.875.122.110	0,0002
Jul 10, 2019	16.001.800	46.875.122.110	0,00034
Jul 09, 2019	14.935.100	46.875.122.110	0,00032
Jul 08, 2019	7.463.400	46.875.122.110	0,00016
LPPF			
Jul 19, 2019	3.704.100	2.804.883.280	0,00132
Jul 18, 2019	4.075.200	2.804.883.280	0,00145
Jul 17, 2019	12.392.200	2.804.883.280	0,00442
Jul 16, 2019	5.351.300	2.804.883.280	0,00191
Jul 15, 2019	9.264.600	2.804.883.280	0,0033
Jul 12, 2019	10.087.200	2.804.883.280	0,0036
Jul 11, 2019	7.306.300	2.804.883.280	0,0026
Jul 10, 2019	16.570.100	2.804.883.280	0,00591
Jul 09, 2019	4.346.200	2.804.883.280	0,00155
Jul 08, 2019	3.565.400	2.804.883.280	0,00127
MEDC			
Jul 19, 2019	16.559.900	17.839.350.278	0,00093
Jul 18, 2019	11.249.900	17.839.350.278	0,00063

Jul 17, 2019	11.880.100	17.839.350.278	0,00067
Jul 16, 2019	14.874.300	17.839.350.278	0,00083
Jul 15, 2019	11.499.600	17.839.350.278	0,00064
Jul 12, 2019	11.867.200	17.839.350.278	0,00067
Jul 11, 2019	33.397.700	17.839.350.278	0,00187
Jul 10, 2019	24.502.600	17.839.350.278	0,00137
Jul 09, 2019	10.243.100	17.839.350.278	0,00057
Jul 08, 2019	17.062.600	17.839.350.278	0,00096
MNCN			
Jul 19, 2019	85.697.000	14.276.103.500	0,006
Jul 18, 2019	58.596.700	14.276.103.500	0,0041
Jul 17, 2019	56.839.700	14.276.103.500	0,00398
Jul 16, 2019	67.211.200	14.276.103.500	0,00471
Jul 15, 2019	120.411.300	14.276.103.500	0,00843
Jul 12, 2019	138.613.000	14.276.103.500	0,00971
Jul 11, 2019	88.867.000	14.276.103.500	0,00622
Jul 10, 2019	30.054.600	14.276.103.500	0,00211
Jul 09, 2019	60.605.500	14.276.103.500	0,00425
Jul 08, 2019	72.631.400	14.276.103.500	0,00509
PGAS			
Jul 19, 2019	62.461.700	24.241.508.196	0,00258
Jul 18, 2019	28.613.600	24.241.508.196	0,00118
Jul 17, 2019	20.483.400	24.241.508.196	0,00084
Jul 16, 2019	32.954.900	24.241.508.196	0,00136
Jul 15, 2019	34.403.200	24.241.508.196	0,00142
Jul 12, 2019	25.298.100	24.241.508.196	0,00104
Jul 11, 2019	32.788.900	24.241.508.196	0,00135
Jul 10, 2019	41.493.700	24.241.508.196	0,00171
Jul 09, 2019	18.155.500	24.241.508.196	0,00075
Jul 08, 2019	30.390.700	24.241.508.196	0,00125
PTBA			
Jul 19, 2019	12.921.000	11.520.659.250	0,00112
Jul 18, 2019	23.888.200	11.520.659.250	0,00207
Jul 17, 2019	14.372.800	11.520.659.250	0,00125
Jul 16, 2019	30.885.700	11.520.659.250	0,00268
Jul 15, 2019	25.467.400	11.520.659.250	0,00221
Jul 12, 2019	35.322.000	11.520.659.250	0,00307
Jul 11, 2019	21.374.100	11.520.659.250	0,00186
Jul 10, 2019	19.539.400	11.520.659.250	0,0017
Jul 09, 2019	28.031.000	11.520.659.250	0,00243
Jul 08, 2019	44.526.600	11.520.659.250	0,00386

PTPP			
Jul 19, 2019	13.347.200	6.199.897.354	0,00215
Jul 18, 2019	10.422.900	6.199.897.354	0,00168
Jul 17, 2019	25.708.000	6.199.897.354	0,00415
Jul 16, 2019	15.063.200	6.199.897.354	0,00243
Jul 15, 2019	43.013.800	6.199.897.354	0,00694
Jul 12, 2019	13.506.900	6.199.897.354	0,00218
Jul 11, 2019	21.895.500	6.199.897.354	0,00353
Jul 10, 2019	33.943.600	6.199.897.354	0,00547
Jul 09, 2019	17.316.400	6.199.897.354	0,00279
Jul 08, 2019	22.673.300	6.199.897.354	0,00366
PWON			
Jul 19, 2019	40.211.100	48.159.602.400	0,00083
Jul 18, 2019	43.570.900	48.159.602.400	0,0009
Jul 17, 2019	41.140.100	48.159.602.400	0,00085
Jul 16, 2019	39.709.600	48.159.602.400	0,00082
Jul 15, 2019	43.343.700	48.159.602.400	0,0009
Jul 12, 2019	24.676.000	48.159.602.400	0,00051
Jul 11, 2019	22.820.800	48.159.602.400	0,00047
Jul 10, 2019	18.609.700	48.159.602.400	0,00039
Jul 09, 2019	14.507.300	48.159.602.400	0,0003
Jul 08, 2019	17.840.100	48.159.602.400	0,00037
SCMA			
Jul 19, 2019	11.027.300	14.768.780.301	0,00075
Jul 18, 2019	8.016.400	14.768.780.301	0,00054
Jul 17, 2019	6.150.700	14.768.780.301	0,00042
Jul 16, 2019	4.961.600	14.768.780.301	0,00034
Jul 15, 2019	5.895.500	14.768.780.301	0,0004
Jul 12, 2019	7.016.900	14.768.780.301	0,00048
Jul 11, 2019	15.147.800	14.768.780.301	0,00103
Jul 10, 2019	2.895.700	14.768.780.301	0,0002
Jul 09, 2019	2.760.200	14.768.780.301	0,00019
Jul 08, 2019	2.366.200	14.768.780.301	0,00016
SMGR			
Jul 19, 2019	5.835.100	5.931.520.000	0,00098
Jul 18, 2019	7.747.500	5.931.520.000	0,00131
Jul 17, 2019	5.564.200	5.931.520.000	0,00094
Jul 16, 2019	4.630.100	5.931.520.000	0,00078
Jul 15, 2019	5.850.900	5.931.520.000	0,00099
Jul 12, 2019	4.112.600	5.931.520.000	0,00069
Jul 11, 2019	4.978.700	5.931.520.000	0,00084
Jul 10, 2019	4.933.000	5.931.520.000	0,00083

Jul 09, 2019	2.742.400	5.931.520.000	0,00046
Jul 08, 2019	3.076.000	5.931.520.000	0,00052
SRIL			
Jul 19, 2019	2.330.596.000	20.452.176.844	0,11395
Jul 18, 2019	1.716.106.600	20.452.176.844	0,08391
Jul 17, 2019	2.365.546.300	20.452.176.844	0,11566
Jul 16, 2019	1.028.638.400	20.452.176.844	0,05029
Jul 15, 2019	806.525.200	20.452.176.844	0,03943
Jul 12, 2019	543.489.000	20.452.176.844	0,02657
Jul 11, 2019	632.679.600	20.452.176.844	0,03093
Jul 10, 2019	38.925.900	20.452.176.844	0,0019
Jul 09, 2019	9.931.000	20.452.176.844	0,00049
Jul 08, 2019	10.566.600	20.452.176.844	0,00052
TKIM			
Jul 19, 2019	1.254.700	3.113.223.570	0,0004
Jul 18, 2019	1.343.000	3.113.223.570	0,00043
Jul 17, 2019	822.400	3.113.223.570	0,00026
Jul 16, 2019	858.500	3.113.223.570	0,00028
Jul 15, 2019	1.280.900	3.113.223.570	0,00041
Jul 12, 2019	1.280.900	3.113.223.570	0,00041
Jul 11, 2019	1.373.700	3.113.223.570	0,00044
Jul 10, 2019	1.925.000	3.113.223.570	0,00062
Jul 09, 2019	2.956.100	3.113.223.570	0,00095
Jul 08, 2019	602.800	3.113.223.570	0,00019
TLKM			
Jul 19, 2019	60.692.800	99.062.216.600	0,00061
Jul 18, 2019	45.408.100	99.062.216.600	0,00046
Jul 17, 2019	32.069.800	99.062.216.600	0,00032
Jul 16, 2019	45.461.500	99.062.216.600	0,00046
Jul 15, 2019	66.960.500	99.062.216.600	0,00068
Jul 12, 2019	57.088.600	99.062.216.600	0,00058
Jul 11, 2019	25.645.900	99.062.216.600	0,00026
Jul 10, 2019	62.529.900	99.062.216.600	0,00063
Jul 09, 2019	124.822.400	99.062.216.600	0,00126
Jul 08, 2019	57.903.400	99.062.216.600	0,00058
TPIA			
Jul 19, 2019	8.359.500	17.833.520.260	0,00047
Jul 18, 2019	10.879.500	17.833.520.260	0,00061
Jul 17, 2019	14.866.100	17.833.520.260	0,00083
Jul 16, 2019	5.574.500	17.833.520.260	0,00031
Jul 15, 2019	5.449.900	17.833.520.260	0,00031

Jul 12, 2019	4.023.500	17.833.520.260	0,00023
Jul 11, 2019	4.023.500	17.833.520.260	0,00023
Jul 10, 2019	4.664.800	17.833.520.260	0,00026
Jul 09, 2019	8.918.500	17.833.520.260	0,0005
Jul 08, 2019	9.933.100	17.833.520.260	0,00056
UNTR			
Jul 19, 2019	3.625.700	3.730.135.136	0,00097
Jul 18, 2019	4.114.600	3.730.135.136	0,0011
Jul 17, 2019	3.404.400	3.730.135.136	0,00091
Jul 16, 2019	3.255.000	3.730.135.136	0,00087
Jul 15, 2019	3.284.300	3.730.135.136	0,00088
Jul 12, 2019	3.124.800	3.730.135.136	0,00084
Jul 11, 2019	2.023.000	3.730.135.136	0,00054
Jul 10, 2019	3.185.800	3.730.135.136	0,00085
Jul 09, 2019	2.388.100	3.730.135.136	0,00064
Jul 08, 2019	3.328.600	3.730.135.136	0,00089
UNVR			
Jul 19, 2019	1.340.100	7.630.000.000	0,00018
Jul 18, 2019	2.052.800	7.630.000.000	0,00027
Jul 17, 2019	1.446.600	7.630.000.000	0,00019
Jul 16, 2019	1.466.000	7.630.000.000	0,00019
Jul 15, 2019	1.724.400	7.630.000.000	0,00023
Jul 12, 2019	1.309.700	7.630.000.000	0,00017
Jul 11, 2019	2.306.400	7.630.000.000	0,0003
Jul 10, 2019	1.555.500	7.630.000.000	0,0002
Jul 09, 2019	1.639.200	7.630.000.000	0,00021
Jul 08, 2019	1.130.900	7.630.000.000	0,00015
WIKA			
Jul 19, 2019	7.368.100	8.969.951.372	0,00082
Jul 18, 2019	12.593.100	8.969.951.372	0,0014
Jul 17, 2019	21.492.600	8.969.951.372	0,0024
Jul 16, 2019	15.421.700	8.969.951.372	0,00172
Jul 15, 2019	39.416.900	8.969.951.372	0,00439
Jul 12, 2019	14.433.600	8.969.951.372	0,00161
Jul 11, 2019	12.276.900	8.969.951.372	0,00137
Jul 10, 2019	11.997.400	8.969.951.372	0,00134
Jul 09, 2019	6.513.000	8.969.951.372	0,00073
Jul 08, 2019	15.052.200	8.969.951.372	0,00168
WSKT			
Jul 19, 2019	13.740.400	13.573.951.000	0,00101
Jul 18, 2019	14.723.300	13.573.951.000	0,00108

Jul 17, 2019	42.153.600	13.573.951.000	0,00311
Jul 16, 2019	20.443.300	13.573.951.000	0,00151
Jul 15, 2019	114.732.100	13.573.951.000	0,00845
Jul 12, 2019	42.259.900	13.573.951.000	0,00311
Jul 11, 2019	33.474.600	13.573.951.000	0,00247
Jul 10, 2019	44.619.300	13.573.951.000	0,00329
Jul 09, 2019	16.519.800	13.573.951.000	0,00122
Jul 08, 2019	35.271.700	13.573.951.000	0,0026



Lampiran 8. Data Mean Jumlah Saham yang Diperdagangkan Sekuritas LQ45 Periode Jendela Peristiwa Pertemuan antara Jokowi dan Prabowo Subianto

MEAN JUMLAH SAHAM YANG DIPERDAGANGKAN										
	t-5	t-4	t-3	t-2	t-1	t+1	t+2	t+3	t+4	t+5
ADRO	25.373.500	48.345.600	39.124.800	22.330.200	46.977.100	37.038.000	21.626.300	21.113.200	47.703.200	14.735.600
AKRA	5.580.200	6.274.000	23.171.600	12.783.700	11.397.200	8.389.900	4.973.300	8.919.400	4.991.400	7.395.800
ANTM	47.875.600	49.279.300	33.570.400	114.504.000	54.953.400	192.125.200	141.194.200	238.303.800	335.413.700	137.797.900
ASII	20.878.100	21.689.700	39.466.400	33.821.300	31.711.400	26.628.700	18.188.000	56.668.400	22.334.900	28.008.400
BBCA	7.672.200	9.548.100	10.436.700	6.855.900	5.967.600	12.290.700	7.615.000	9.097.400	8.725.100	8.794.700
BBNI	19.518.600	10.946.000	17.066.000	13.737.600	13.536.800	19.504.100	17.234.600	10.632.400	19.831.800	14.732.800
BBRI	46.233.200	64.718.300	80.977.700	91.416.500	64.575.400	68.954.800	84.477.400	65.303.400	77.028.200	64.335.100
BBTN	8.620.700	22.169.000	35.675.700	30.485.200	9.370.200	38.071.500	17.340.900	21.820.300	16.075.000	16.492.000
BMRI	52.952.800	44.295.400	50.482.300	35.115.600	36.737.000	44.722.400	73.313.200	64.115.500	71.131.000	52.265.000
BRPT	94.348.000	103.299.500	111.679.000	167.805.000	196.667.000	154.445.500	35.482.500	131.337.500	117.023.500	124.427.000
BSDE	12.962.200	10.266.000	11.847.200	11.847.200	17.662.200	13.199.100	6.300.300	6.564.400	8.698.400	8.132.700
BTPS	37.583.800	35.416.900	35.001.000	45.375.600	35.533.300	40.733.300	26.584.600	28.350.300	27.907.800	34.996.300
CPIN	21.922.300	13.693.800	16.467.700	14.263.400	11.048.900	9.710.200	6.487.500	8.888.100	4.459.600	15.839.200
CTRA	38.817.500	54.582.300	48.126.700	52.309.100	58.505.800	36.675.900	18.760.400	26.153.100	51.234.900	20.193.300
ERAA	39.292.900	78.612.200	69.168.500	29.929.800	52.238.200	22.126.600	15.628.500	33.811.500	19.390.600	23.590.800
EXCL	3.213.600	2.796.200	4.467.600	4.126.000	5.579.900	7.362.100	7.216.200	9.777.300	21.650.300	10.942.200
GGRM	729.000	970.400	944.700	840.200	2.738.000	1.125.600	1.016.700	1.342.400	1.408.300	3.364.400
HMSP	29.403.900	16.844.000	20.018.300	19.045.000	43.882.900	27.662.300	12.770.200	16.402.200	11.531.100	32.535.400
ICBP	3.219.300	2.957.200	4.132.100	4.959.400	4.944.000	3.802.600	2.887.800	4.657.700	3.141.500	4.500.500
INCO	7.137.100	18.165.000	12.678.600	25.167.400	24.479.800	21.711.700	36.557.300	30.153.100	35.009.400	29.275.600
INDF	2.060.100	4.418.800	7.377.400	7.875.600	5.875.300	6.387.300	10.006.800	12.993.600	8.577.200	5.075.200
INDY	12.831.300	12.299.200	10.332.000	9.594.300	10.268.000	10.881.100	17.752.400	10.082.700	13.461.300	3.880.300
INKP	9.875.300	19.459.600	18.941.700	16.173.300	19.350.400	9.203.000	7.623.400	3.122.700	14.852.500	9.886.900

INTP	662.600	1.607.200	1.779.100	949.500	834.500	1.222.300	491.200	1.068.800	1.065.600	2.027.800
ITMG	550.100	1.315.700	792.600	1.411.000	1.395.500	1.001.900	1.226.800	1.442.100	1.787.500	718.100
JPFA	81.277.000	34.175.100	33.541.500	29.210.800	24.059.400	30.149.600	26.666.500	23.447.200	16.974.000	33.679.000
JSMR	4.155.100	5.023.000	3.756.300	2.627.900	2.628.600	4.910.700	6.893.100	5.395.900	14.216.900	9.207.900
KLBF	7.463.400	14.935.100	16.001.800	9.454.900	26.107.600	23.010.300	9.421.700	10.614.000	21.017.200	19.603.700
LPPF	3.565.400	4.346.200	16.570.100	7.306.300	10.087.200	9.264.600	5.351.300	12.392.200	4.075.200	3.704.100
MEDC	17.062.600	10.243.100	24.502.600	33.397.700	11.867.200	11.499.600	14.874.300	11.880.100	11.249.900	16.559.900
MNCN	72.631.400	60.605.500	30.054.600	88.867.000	138.613.000	120.411.300	67.211.200	56.839.700	58.596.700	85.697.000
PGAS	30.390.700	18.155.500	41.493.700	32.788.900	25.298.100	34.403.200	32.954.900	20.483.400	28.613.600	62.461.700
PTBA	44.526.600	28.031.000	19.539.400	21.374.100	35.322.000	25.467.400	30.885.700	14.372.800	23.888.200	12.921.000
PTPP	22.673.300	17.316.400	33.943.600	21.895.500	13.506.900	43.013.800	15.063.200	25.708.000	10.422.900	13.347.200
PWON	17.840.100	14.507.300	18.609.700	22.820.800	24.676.000	43.343.700	39.709.600	41.140.100	43.570.900	40.211.100
SCMA	2.366.200	2.760.200	2.895.700	15.147.800	7.016.900	5.895.500	4.961.600	6.150.700	8.016.400	11.027.300
SMGR	3.076.000	2.742.400	4.933.000	4.978.700	4.112.600	5.850.900	4.630.100	5.564.200	7.747.500	5.835.100
SRIL	10.566.600	9.931.000	38.925.900	632.679.600	543.489.000	806.525.200	1.028.638.400	2.365.546.300	1.716.106.600	2.330.596.000
TKIM	602.800	2.956.100	1.925.000	1.373.700	1.280.900	1.280.900	858.500	822.400	1.343.000	1.254.700
TLKM	57.903.400	124.822.400	62.529.900	25.645.900	57.088.600	66.960.500	45.461.500	32.069.800	45.408.100	60.692.800
TPIA	9.933.100	8.918.500	4.664.800	4.023.500	4.023.500	5.449.900	5.574.500	14.866.100	10.879.500	8.359.500
UNTR	3.328.600	2.388.100	3.185.800	2.023.000	3.124.800	3.284.300	3.255.000	3.404.400	4.114.600	3.625.700
UNVR	1.130.900	1.639.200	1.555.500	2.306.400	1.309.700	1.724.400	1.466.000	1.446.600	2.052.800	1.340.100
WIKA	15.052.200	6.513.000	11.997.400	12.276.900	14.433.600	39.416.900	15.421.700	21.492.600	12.593.100	7.368.100
WSKT	35.271.700	16.519.800	44.619.300	33.474.600	42.259.900	114.732.100	20.443.300	42.153.600	14.723.300	13.740.400

**Lampiran 1. Data Mean Jumlah Saham yang Beredar Sekuritas LQ45 Periode Jendela Peristiwa Pertemuan antara Jokowi dan
Prabowo Subianto**

MEAN JUMLAH SAHAM YANG BEREDAR

	t-5	t-4	t-3	t-2	t-1
ADRO	31.985.962.000	31.985.962.000	31.985.962.000	31.985.962.000	31.985.962.000
AKRA	4.014.694.920	4.014.694.920	4.014.694.920	4.014.694.920	4.014.694.920
ANTM	24.030.764.725	24.030.764.725	24.030.764.725	24.030.764.725	24.030.764.725
ASII	40.483.553.140	40.483.553.140	40.483.553.140	40.483.553.140	40.483.553.140
BBCA	24.408.459.120	24.408.459.120	24.408.459.120	24.408.459.120	24.408.459.120
BBNI	18.462.169.893	18.462.169.893	18.462.169.893	18.462.169.893	18.462.169.893
BBRI	122.112.351.900	122.112.351.900	122.112.351.900	122.112.351.900	122.112.351.900
BBTN	10.484.100.000	10.484.100.000	10.484.100.000	10.484.100.000	10.484.100.000
BMRI	46.199.999.998	46.199.999.998	46.199.999.998	46.199.999.998	46.199.999.998
BRPT	17.799.742.456	17.799.742.456	17.799.742.456	17.799.742.456	17.799.742.456
BSDE	19.246.696.192	19.246.696.192	19.246.696.192	19.246.696.192	19.246.696.192
BTPS	7.626.663.000	7.626.663.000	7.626.663.000	7.626.663.000	7.626.663.000
CPIN	16.398.000.000	16.398.000.000	16.398.000.000	16.398.000.000	16.398.000.000
CTRA	18.560.303.397	18.560.303.397	18.560.303.397	18.560.303.397	18.560.303.397
ERAA	3.190.000.000	3.190.000.000	3.190.000.000	3.190.000.000	3.190.000.000
EXCL	10.687.960.423	10.687.960.423	10.687.960.423	10.687.960.423	10.687.960.423
GGRM	1.924.088.000	1.924.088.000	1.924.088.000	1.924.088.000	1.924.088.000
HMSP	116.318.076.900	116.318.076.900	116.318.076.900	116.318.076.900	116.318.076.900
ICBP	11.661.908.000	11.661.908.000	11.661.908.000	11.661.908.000	11.661.908.000
INCO	9.936.338.720	9.936.338.720	9.936.338.720	9.936.338.720	9.936.338.720

INDF	8.780.426.500	8.780.426.500	8.780.426.500	8.780.426.500	8.780.426.500
INDY	5.210.192.000	5.210.192.000	5.210.192.000	5.210.192.000	5.210.192.000
INKP	5.470.982.941	5.470.982.941	5.470.982.941	5.470.982.941	5.470.982.941
INTP	3.681.231.699	3.681.231.699	3.681.231.699	3.681.231.699	3.681.231.699
ITMG	1.129.925.000	1.129.925.000	1.129.925.000	1.129.925.000	1.129.925.000
JPFA	11.726.575.201	11.726.575.201	11.726.575.201	11.726.575.201	11.726.575.201
JSMR	7.257.871.200	7.257.871.200	7.257.871.200	7.257.871.200	7.257.871.200
KLBF	46.875.122.110	46.875.122.110	46.875.122.110	46.875.122.110	46.875.122.110
LPPF	2.804.883.280	2.804.883.280	2.804.883.280	2.804.883.280	2.804.883.280
MEDC	17.839.350.278	17.839.350.278	17.839.350.278	17.839.350.278	17.839.350.278
MNCN	14.276.103.500	14.276.103.500	14.276.103.500	14.276.103.500	14.276.103.500
PGAS	24.241.508.196	24.241.508.196	24.241.508.196	24.241.508.196	24.241.508.196
PTBA	11.520.659.250	11.520.659.250	11.520.659.250	11.520.659.250	11.520.659.250
PTPP	6.199.897.354	6.199.897.354	6.199.897.354	6.199.897.354	6.199.897.354
PWON	48.159.602.400	48.159.602.400	48.159.602.400	48.159.602.400	48.159.602.400
SCMA	14.768.780.301	14.768.780.301	14.768.780.301	14.768.780.301	14.768.780.301
SMGR	5.931.520.000	5.931.520.000	5.931.520.000	5.931.520.000	5.931.520.000
SRIL	20.452.176.844	20.452.176.844	20.452.176.844	20.452.176.844	20.452.176.844
TKIM	3.113.223.570	3.113.223.570	3.113.223.570	3.113.223.570	3.113.223.570
TLKM	99.062.216.600	99.062.216.600	99.062.216.600	99.062.216.600	99.062.216.600
TPIA	17.833.520.260	17.833.520.260	17.833.520.260	17.833.520.260	17.833.520.260
UNTR	3.730.135.136	3.730.135.136	3.730.135.136	3.730.135.136	3.730.135.136
UNVR	7.630.000.000	7.630.000.000	7.630.000.000	7.630.000.000	7.630.000.000
WIKA	8.969.951.372	8.969.951.372	8.969.951.372	8.969.951.372	8.969.951.372
WSKT	13.573.951.000	13.573.951.000	13.573.951.000	13.573.951.000	13.573.951.000

	t+1	t+2	t+3	t+4	t+5
ADRO	31.985.962.000	31.985.962.000	31.985.962.000	31.985.962.000	31.985.962.000
AKRA	4.014.694.920	4.014.694.920	4.014.694.920	4.014.694.920	4.014.694.920
ANTM	24.030.764.725	24.030.764.725	24.030.764.725	24.030.764.725	24.030.764.725
ASII	40.483.553.140	40.483.553.140	40.483.553.140	40.483.553.140	40.483.553.140
BBCA	24.408.459.120	24.408.459.120	24.408.459.120	24.408.459.120	24.408.459.120
BBNI	18.462.169.893	18.462.169.893	18.462.169.893	18.462.169.893	18.462.169.893
BBRI	122.112.351.900	122.112.351.900	122.112.351.900	122.112.351.900	122.112.351.900
BBTN	10.484.100.000	10.484.100.000	10.484.100.000	10.484.100.000	10.484.100.000
BMRI	46.199.999.998	46.199.999.998	46.199.999.998	46.199.999.998	46.199.999.998
BRPT	17.799.742.456	17.799.742.456	17.799.742.456	17.799.742.456	17.799.742.456
BSDE	19.246.696.192	19.246.696.192	19.246.696.192	19.246.696.192	19.246.696.192
BTPS	7.626.663.000	7.626.663.000	7.626.663.000	7.626.663.000	7.626.663.000
CPIN	16.398.000.000	16.398.000.000	16.398.000.000	16.398.000.000	16.398.000.000
CTRA	18.560.303.397	18.560.303.397	18.560.303.397	18.560.303.397	18.560.303.397
ERAA	3.190.000.000	3.190.000.000	3.190.000.000	3.190.000.000	3.190.000.000
EXCL	10.687.960.423	10.687.960.423	10.687.960.423	10.687.960.423	10.687.960.423
GGRM	1.924.088.000	1.924.088.000	1.924.088.000	1.924.088.000	1.924.088.000
HMSP	116.318.076.900	116.318.076.900	116.318.076.900	116.318.076.900	116.318.076.900
ICBP	11.661.908.000	11.661.908.000	11.661.908.000	11.661.908.000	11.661.908.000
INCO	9.936.338.720	9.936.338.720	9.936.338.720	9.936.338.720	9.936.338.720
INDF	8.780.426.500	8.780.426.500	8.780.426.500	8.780.426.500	8.780.426.500
INDY	5.210.192.000	5.210.192.000	5.210.192.000	5.210.192.000	5.210.192.000
INKP	5.470.982.941	5.470.982.941	5.470.982.941	5.470.982.941	5.470.982.941
INTP	3.681.231.699	3.681.231.699	3.681.231.699	3.681.231.699	3.681.231.699
ITMG	1.129.925.000	1.129.925.000	1.129.925.000	1.129.925.000	1.129.925.000
JPFA	11.726.575.201	11.726.575.201	11.726.575.201	11.726.575.201	11.726.575.201
JSMR	7.257.871.200	7.257.871.200	7.257.871.200	7.257.871.200	7.257.871.200
KLBF	46.875.122.110	46.875.122.110	46.875.122.110	46.875.122.110	46.875.122.110

LPPF	2.804.883.280	2.804.883.280	2.804.883.280	2.804.883.280	2.804.883.280
MEDC	17.839.350.278	17.839.350.278	17.839.350.278	17.839.350.278	17.839.350.278
MNCN	14.276.103.500	14.276.103.500	14.276.103.500	14.276.103.500	14.276.103.500
PGAS	24.241.508.196	24.241.508.196	24.241.508.196	24.241.508.196	24.241.508.196
PTBA	11.520.659.250	11.520.659.250	11.520.659.250	11.520.659.250	11.520.659.250
PTPP	6.199.897.354	6.199.897.354	6.199.897.354	6.199.897.354	6.199.897.354
PWON	48.159.602.400	48.159.602.400	48.159.602.400	48.159.602.400	48.159.602.400
SCMA	14.768.780.301	14.768.780.301	14.768.780.301	14.768.780.301	14.768.780.301
SMGR	5.931.520.000	5.931.520.000	5.931.520.000	5.931.520.000	5.931.520.000
SRIL	20.452.176.844	20.452.176.844	20.452.176.844	20.452.176.844	20.452.176.844
TKIM	3.113.223.570	3.113.223.570	3.113.223.570	3.113.223.570	3.113.223.570
TLKM	99.062.216.600	99.062.216.600	99.062.216.600	99.062.216.600	99.062.216.600
TPIA	17.833.520.260	17.833.520.260	17.833.520.260	17.833.520.260	17.833.520.260
UNTR	3.730.135.136	3.730.135.136	3.730.135.136	3.730.135.136	3.730.135.136
UNVR	7.630.000.000	7.630.000.000	7.630.000.000	7.630.000.000	7.630.000.000
WIKA	8.969.951.372	8.969.951.372	8.969.951.372	8.969.951.372	8.969.951.372
WSKT	13.573.951.000	13.573.951.000	13.573.951.000	13.573.951.000	13.573.951.000

Lampiran 9. Data Hasil Perhitungan VMT Saham Sekuritas LQ45 Periode Jendela Peristiwa Pertemuan antara Jokowi dan Prabowo

Subianto

	t-5	t-4	t-3	t-2	t-1
MEAN DIPERDAGANGKAN	22002911,11	23122184,44	24866031,11	39475462,22	39034117,78
MEAN BEREDAR	21461591973	21461591973	21461591973	21461591973	21461591973
Vmt	0,001025223	0,001077375	0,001158629	0,001839354	0,001818789

	t+1	t+2	t+3	t+4	t+5
MEAN DIPERDAGANGKAN	49146013,33	43833280	78620253,33	66667648,89	75892784,44
MEAN BEREDAR	21461591973	21461591973	21461591973	21461591973	21461591973
Vmt	0,002289952	0,002042406	0,0036633	0,00310637	0,003536214


Lampiran 10. Data Abnormal Volume Saham Sekuritas LQ45 Periode Jendela Peristiwa Pertemuan antara Jokowi dan Prabowo

Subianto

KODE PERUSAHAAN	t-5	t-4	t-3	t-2	t-1	t+1	t+2	t+3	t+4	t+5
ADRO	-0,00075215	-6,2E-05	-0,00039	-0,00128	-0,0005	-0,00106	-0,00141	-0,00229	-0,00116	-0,00242
AKRA	0,000183874	0,000346	0,004539	0,001815	0,001473	0,00063	-0,00017	0,000485	-0,00038	0,000131
ANTM	-0,00084699	-0,00088	-0,00168	0,000465	-0,00198	0,002887	0,001211	0,002345	0,007385	-0,00161
ASII	0,000170218	0,000173	0,000584	0,000216	0,00017	-0,00011	-0,00024	0,000165	-0,0005	-0,0005
BBCA	-7,0987E-05	-1,1E-05	-9,5E-07	-0,00037	-0,0004	-0,00029	-0,0004	-0,00087	-0,0007	-0,00084
BBNI	-0,00015295	-0,00063	-0,00031	-0,00063	-0,00064	-0,00041	-0,00049	-0,00118	-0,00056	-0,00093

BBRI	-1,3023E-05	0,000118	0,000221	4,6E-05	-0,00017	-0,00031	-8,8E-05	-0,00086	-0,00056	-0,00082
BBTN	-0,00097228	0,00028	0,001505	0,000482	-0,00152	0,000857	-0,00093	-0,00176	-0,00187	-0,00217
BMRI	0,000667386	0,000456	0,000552	-9,9E-05	-5,4E-05	-0,0001	0,000633	-0,00032	8,9E-05	-0,00052
BRPT	0,001158825	0,001298	0,001203	-0,00039	0,001379	-0,00427	-0,00923	-0,01514	-0,01206	-0,01464
BSDE	0,000374112	0,000219	0,000277	0,000381	0,000345	1,71E-05	-0,00027	-0,00073	-0,00046	-0,00061
BTPS	-0,00135604	-0,00165	-0,00173	-0,00056	-0,00184	-0,00129	-0,00308	-0,0033	-0,0032	-0,00239
CPIN	0,000856777	0,000335	0,000472	7,14E-05	-0,00012	-0,00038	-0,00048	-0,00097	-0,00102	-0,0005
CTRA	0,000149246	0,000951	0,000528	0,000128	0,000481	-0,00113	-0,00187	-0,00296	-0,00109	-0,00316
ERAA	0,002265226	0,014334	0,010973	-0,00468	0,002413	-0,00935	-0,01017	-0,01245	-0,01423	-0,01503
EXCL	-0,00136162	-0,00143	-0,00133	-0,0018	-0,00165	-0,00179	-0,00164	-0,00245	-0,00098	-0,00226
GGRM	-0,00074517	-0,00063	-0,00065	-0,00079	0,000203	-0,00069	-0,00072	-0,00075	-0,00064	0,000321
HMSP	9,81026E-05	-1,5E-05	4,74E-06	-6,8E-05	0,000147	-3,7E-05	-0,00014	-0,00026	-0,00025	-0,00011
ICBP	0,000196085	0,00017	0,000264	0,000282	0,000282	0,000147	8,83E-05	0,000114	2,71E-05	0,00011
INCO	0,000335875	0,001426	0,000844	0,001847	0,001785	0,001331	0,002917	0,001668	0,002365	0,001627
INDF	-0,00084227	-0,00058	-0,00025	-0,00024	-0,00047	-0,00044	-1,4E-05	0,000205	-0,00026	-0,00069
INDY	0,00038768	0,00018	-0,00036	-0,00188	-0,00171	-0,00255	-0,00073	-0,00548	-0,0037	-0,00641
INKP	0,000493364	0,002229	0,00211	0,001397	0,001984	-1,4E-05	-0,00023	-0,00154	0,00077	-0,00027
INTP	1,28828E-05	0,000261	0,000294	-4,2E-05	-7E-05	-4,1E-05	-0,0002	-0,00031	-0,00022	-2,6E-05
ITMG	-0,00139115	-0,00071	-0,00116	-0,00053	-0,00055	-0,00084	-0,00067	-0,00029	-4,8E-05	-0,00094
JPFA	0,003067364	-0,00094	-0,00099	-0,00126	-0,00171	-0,00112	-0,00145	-0,00151	-0,00214	-0,00066
JSMR	9,26915E-05	0,000188	-2,5E-05	-0,0005	-0,00049	-0,0004	-6,1E-06	-0,00097	0,000505	-0,00039
KLBF	-0,0001132	3,08E-05	2,95E-05	-0,00031	4,96E-05	-0,00016	-0,00037	-0,00083	-0,00044	-0,0006
LPPF	-0,00444015	-0,0041	0,000364	-0,00208	-0,00112	-0,00082	-0,00252	0,002023	-0,00164	-0,00123
MEDC	0,000138331	-0,00029	0,000449	0,000404	-0,00079	-0,00118	-0,0008	-0,00226	-0,00185	-0,00189
MNCN	0,002206337	0,001268	-0,00102	0,00185	0,005372	0,003232	-4E-05	-0,00374	-0,0026	-0,00149
PGAS	0,000180256	-0,00038	0,000499	-0,00057	-0,00086	-0,00098	-0,00078	-0,00299	-0,00207	-0,00113
PTBA	0,002079614	0,000608	-0,00019	-0,00055	0,000673	-0,00054	0,000116	-0,00256	-0,00131	-0,00259
PTPP	-0,00023244	-0,00119	0,00134	-0,00186	-0,00317	0,000717	-0,00333	-0,0046	-0,00604	-0,00636
PWON	4,13405E-05	-4,5E-05	1,45E-05	-0,00012	-7,1E-05	0,000165	0,000169	-0,00032	-9,2E-05	-0,0003

SCMA	-2,6374E-05	-9,2E-06	-1,5E-05	0,000691	0,000144	-1,8E-05	-3,6E-05	-0,00025	-2,3E-05	0,000103
SMGR	-0,00082794	-0,0009	-0,00056	-0,00078	-0,00092	-0,00079	-0,00091	-0,0013	-0,00074	-0,00121
SRIL	0,002785004	0,001648	0,001344	0,015946	0,012021	0,014895	0,031002	0,062011	0,042063	0,062996
TKIM	-0,00033751	0,000394	2,41E-05	-0,00047	-0,0005	-0,00072	-0,00074	-0,00151	-0,00108	-0,00132
TLKM	-0,00060618	5,96E-05	-0,00058	-0,00108	-0,00076	-0,00075	-0,00092	-0,00136	-0,00112	-0,00105
TPIA	0,000523158	0,000465	0,000223	0,000165	0,000166	0,00023	0,000245	0,000713	0,000508	0,000352
UNTR	-0,00060078	-0,00088	-0,0007	-0,00134	-0,00104	-0,00122	-0,00111	-0,00185	-0,00139	-0,00173
UNVR	-1,78E-05	3,78E-05	9,57E-06	-3,6E-05	-0,00016	-0,00021	-0,00019	-0,00054	-0,00034	-0,00052
WIKA	-0,00081404	-0,00179	-0,00122	-0,00151	-0,00126	0,001295	-0,00126	-0,00136	-0,00209	-0,00288
WSKT	0,000391797	-0,00105	0,000923	-0,0007	-2,7E-05	0,004757	-0,0019	-0,00221	-0,00357	-0,00415



Lampiran 11. Uji T-test *Abnormal Return* Saham Sekuritas LQ45

Periode Jendela Sebelum Peristiwa Pertemuan antara Jokowi dan Prabowo Subianto

One-Sample Statistics

	N	Mean	Std. Deviation	Std. Error Mean
t_5	45	-.00495389576	.016461402072	.002453920936
t_4	45	.00259704987	.023896784899	.003562322365
t_3	45	.00118436253	.020392933545	.003039999044
t_2	45	-.00666114129	.023209133643	.003459813368
t_1	45	-.01238888660	.025405481843	.003787225627

One-Sample Test

	Test Value = 0					
	t	df	Sig. (2-tailed)	Mean Difference	90% Confidence Interval of the Difference	
					Lower	Upper
t_5	-2.019	44	.050	-.004953895756	-.00907704727	-.00083074424
t_4	.729	44	.470	.002597049867	-.00338847096	.00858257069
t_3	.390	44	.699	.001184362533	-.00392353499	.00629226006
t_2	-1.925	44	.061	-.006661141289	-.01247442342	-.00084785915
t_1	-3.271	44	.002	-.012388886600	-.01875229663	-.00602547657

Lampiran 12. Uji T-test *Abnormal Return* Saham Sekuritas LQ45

Periode Jendela Setelah Peristiwa Pertemuan antara Jokowi dan Prabowo Subianto

One-Sample Statistics

	N	Mean	Std. Deviation	Std. Error Mean
t+1	45	.003521465	.0207875056	.0030988184
t+2	45	.000139543	.0128379190	.0019137640
t+3	45	.001282923	.0176396024	.0026295567
t+4	45	.005892870	.0232926311	.0034722604
t+5	45	-.001679624	.0197819172	.0029489141

One-Sample Test

Test Value = 0						
	t	df	Sig. (2-tailed)	Mean Difference	95% Confidence Interval of the Difference	
					Lower	Upper
t+1	1.136	44	.262	.0035214646	-.002723793	.009766723
t+2	.073	44	.942	.0001395434	-.003717394	.003996481
t+3	.488	44	.628	.0012829233	-.004016600	.006582447
t+4	1.697	44	.097	.0058928701	-.001105011	.012890751
t+5	-.570	44	.572	-.0016796243	-.007622770	.004263522

Lampiran 13. Uji T-test *Abnormal Volume* Saham Sekuritas LQ45

Periode Jendela Peristiwa Pertemuan antara Jokowi dan Prabowo Subianto

Hypothesis Test Summary

	Null Hypothesis	Test	Sig.	Decision
1	The distribution of t-5 is normal with mean 0.000 and standard deviation 0.00.	One-Sample Kolmogorov-Smirnov Test	.136	Retain the null hypothesis.
2	The distribution of t-4 is normal with mean 0.000 and standard deviation 0.00.	One-Sample Kolmogorov-Smirnov Test	.002	Reject the null hypothesis.
3	The distribution of t-3 is normal with mean 0.000 and standard deviation 0.00.	One-Sample Kolmogorov-Smirnov Test	.006	Reject the null hypothesis.
4	The distribution of t-2 is normal with mean -0.000 and standard deviation 0.00.	One-Sample Kolmogorov-Smirnov Test	.001	Reject the null hypothesis.
5	The distribution of t-1 is normal with mean 0.000 and standard deviation 0.00.	One-Sample Kolmogorov-Smirnov Test	.005	Reject the null hypothesis.
6	The distribution of t+1 is normal with mean -0.000 and standard deviation 0.00.	One-Sample Kolmogorov-Smirnov Test	.004	Reject the null hypothesis.
7	The distribution of t+2 is normal with mean -0.000 and standard deviation 0.01.	One-Sample Kolmogorov-Smirnov Test	.000	Reject the null hypothesis.
8	The distribution of t+3 is normal with mean -0.000 and standard deviation 0.01.	One-Sample Kolmogorov-Smirnov Test	.000	Reject the null hypothesis.
9	The distribution of t+4 is normal with mean -0.000 and standard deviation 0.01.	One-Sample Kolmogorov-Smirnov Test	.000	Reject the null hypothesis.
10	The distribution of t+5 is normal with mean -0.000 and standard deviation 0.01.	One-Sample Kolmogorov-Smirnov Test	.000	Reject the null hypothesis.

Asymptotic significances are displayed. The significance level is .10.

Lampiran 14. Uji Normalitas *Abnormal Return* Saham Sekuritas LQ45

One-Sample Kolmogorov-Smirnov Test

		t-5	t-4	t-3	t-2	t-1
N		45	45	45	45	45
Normal Parameters _{a,b}	Mean	-.004953896	.002597050	.001184363	-.007882266	-.012388887
	Std. Deviation	.0164614021	.0238967849	.0203929335	.0208590827	.0254054818
Most Extreme Differences	Absolute	.097	.135	.165	.168	.124
	Positive	.097	.135	.165	.168	.124
	Negative	-.085	-.087	-.066	-.143	-.091
Kolmogorov-Smirnov Z		.652	.908	1.107	1.129	.835
Asymp. Sig. (2-tailed)		.788	.382	.172	.156	.488

One-Sample Kolmogorov-Smirnov Test

		t+5	t+4	t+3	t+2	t+1
N		45	45	45	45	45
Normal Parameters _{a,b}	Mean	-.001679624	.005892870	.001282923	.000139543	.003521465
	Std. Deviation	.0197819172	.0232926311	.0176396024	.0128379190	.0207875056
Most Extreme Differences	Absolute	.179	.151	.069	.131	.176
	Positive	.179	.151	.059	.131	.176
	Negative	-.096	-.083	-.069	-.085	-.082
Kolmogorov-Smirnov Z		1.204	1.016	.465	.882	1.180
Asymp. Sig. (2-tailed)		.110	.253	.982	.419	.123

Lampiran 15. Uji Normalitas *Abnormal Volume Saham Sekuritas LQ45*

Periode Jendela Peristiwa Pertemuan antara Jokowi dan Prabowo Subianto

One-Sample Kolmogorov-Smirnov Test

		t-5	t-4	t-3	t-2	t-1
N		45	45	45	45	45
	Mean	.000051878	.000206777	.000364823	-.000008185	.000101221
Normal Parameters ^{a,b}	Std. Deviation	.001227360	.002390278	.001935967	.002684364	.002275338
	Absolute	.173	.279	.255	.294	.257
Most Extreme Differences	Positive	.173	.279	.255	.294	.257
	Negative	-.121	-.190	-.146	-.198	-.158
	Kolmogorov-Smirnov Z	1.159	1.873	1.710	1.973	1.726
	Asymp. Sig. (2-tailed)	.136	.002	.006	.001	.005

a. Test distribution is Normal.

b. Calculated from data.

One-Sample Kolmogorov-Smirnov Test

		t+5	t+4	t+3	t+2	t+1
N		45	45	45	45	45
	Mean	-.000063671	-.000292271	-.000318524	-.000416198	-.000459844
Normal Parameters ^{a,b}	Std. Deviation	.0030061061	.0052374788	.0099841847	.0072101264	.0101936561
	Absolute	.261	.370	.373	.368	.424
Most Extreme Differences	Positive	.261	.370	.373	.368	.424
	Negative	-.252	-.268	-.277	-.258	-.284
	Kolmogorov-Smirnov Z	1.751	2.484	2.500	2.468	2.843
	Asymp. Sig. (2-tailed)	.004	.000	.000	.000	.000

a. Test distribution is Normal.

b. Calculated from data.

Lampiran 16. Hasil Perhitungan Rata-rata Beta Saham Sekuritas LQ45 Periode

Jendela Peristiwa Pertemuan antara Jokowi dan Prabowo Subianto

1. ADRO

Variables Entered/Removed^a

Model	Variables Entered	Variables Removed	Method
1	VMT ^b	.	Enter

a. Dependent Variable: VIT SEKURITAS

b. All requested variables entered.

Model Summary

Model	R	R Square	Adjusted R Square	Std. Error of the Estimate
1	.291 ^a	.085	.076	.0009430699

a. Predictors: (Constant), VMT

ANOVA^a

Model		Sum of Squares	df	Mean Square	F	Sig.
1	Regression	.000	1	.000	9.098	.003 ^b
	Residual	.000	98	.000		
	Total	.000	99			

a. Dependent Variable: VIT SEKURITAS

b. Predictors: (Constant), VMT

Coefficients^a

Model		Unstandardized Coefficients		Standardized Coefficients	t	Sig.
		B	Std. Error	Beta		
1	(Constant)	.001	.000		3.093	.003
	VMT	.532	.176	.291	3.016	.003

a. Dependent Variable: VIT SEKURITAS

2. AKRA

Coefficients^a

Model	Unstandardized Coefficients		Standardized Coefficients	t	Sig.
	B	Std. Error	Beta		
1 (Constant)	.001	.000		6.593	.000
VMT	.201	.133	.151	1.515	.133

a. Dependent Variable: VIT SEKURITAS

3. ANTM

Coefficients^a

Model	Unstandardized Coefficients		Standardized Coefficients	t	Sig.
	B	Std. Error	Beta		
1 (Constant)	.001	.001		.931	.354
VMT	1.794	.626	.278	2.866	.005

a. Dependent Variable: VIT SEKURITAS

4. ASII

Coefficients^a

Model	Unstandardized Coefficients		Standardized Coefficients	t	Sig.
	B	Std. Error	Beta		
1 (Constant)	.000	.000		3.119	.002
VMT	.337	.073	.424	4.630	.000

a. Dependent Variable: VIT SEKURITAS

5. BBKA

Coefficients^a

Model	Unstandardized Coefficients		Standardized Coefficients	t	Sig.
	B	Std. Error	Beta		
1 (Constant)	5.314E-005	.000		.798	.427
VMT	.324	.042	.612	7.653	.000

a. Dependent Variable: VIT SEKURITAS

6. BBNI

Model	Unstandardized Coefficients		Standardized Coefficients	t	Sig.
	B	Std. Error	Beta		
1 (Constant)	.001	.000		4.666	.000
VMT	.205	.106	.191	1.930	.057

a. Dependent Variable: VIT SEKURITAS

7. BBRI

Model	Unstandardized Coefficients		Standardized Coefficients	t	Sig.
	B	Std. Error	Beta		
1 (Constant)	.000	.000		2.901	.005
VMT	.382	.072	.474	5.324	.000

a. Dependent Variable: VIT SEKURITAS

8. BBTN

Model	Unstandardized Coefficients		Standardized Coefficients	t	Sig.
	B	Std. Error	Beta		
1 (Constant)	.001	.000		2.697	.008
VMT	.775	.310	.245	2.497	.014

a. Dependent Variable: VIT SEKURITAS

9. BMRI

Model	Unstandardized Coefficients		Standardized Coefficients	t	Sig.
	B	Std. Error	Beta		
1 (Constant)	.000	.000		1.935	.056
VMT	.467	.089	.468	5.244	.000

a. Dependent Variable: VIT SEKURITAS

10. BRPT

Model	Unstandardized Coefficients		Standardized Coefficients	t	Sig.
	B	Std. Error	Beta		
1 (Constant)	-.003	.002		-1.148	.254
VMT	6.966	1.578	.407	4.413	.000

a. Dependent Variable: VIT SEKURITAS

11. BSDE

Model	Unstandardized Coefficients		Standardized Coefficients	t	Sig.
	B	Std. Error	Beta		
1 (Constant)	.000	.000		2.503	.014
VMT	.292	.079	.351	3.713	.000

a. Dependent Variable: VIT SEKURITAS

12. BTPS

Model	Unstandardized Coefficients		Standardized Coefficients	t	Sig.
	B	Std. Error	Beta		
1 (Constant)	.006	.001		5.846	.000
VMT	.277	.673	.042	.412	.681

a. Dependent Variable: VIT SEKURITAS

13. CPIN

Model	Unstandardized Coefficients		Standardized Coefficients	t	Sig.
	B	Std. Error	Beta		
1 (Constant)	7.925E-005	.000		.667	.507
VMT	.391	.076	.463	5.178	.000

14. CTRA

Coefficients^a

Model	Unstandardized Coefficients		Standardized Coefficients	t	Sig.
	B	Std. Error	Beta		
1 (Constant)	.001	.000		1.469	.145
VMT	.919	.291	.304	3.155	.002

a. Dependent Variable: VIT SEKURITAS

15. ERAA

Coefficients^a

Model	Unstandardized Coefficients		Standardized Coefficients	t	Sig.
	B	Std. Error	Beta		
1 (Constant)	.005	.004		1.498	.137
VMT	4.928	2.277	.214	2.164	.033

a. Dependent Variable: VIT SEKURITAS

16. EXCL

Coefficients^a

Model	Unstandardized Coefficients		Standardized Coefficients	t	Sig.
	B	Std. Error	Beta		
1 (Constant)	.001	.001		.922	.359
VMT	.646	.413	.156	1.564	.121

a. Dependent Variable: VIT SEKURITAS

17. GGRM

Coefficients^a

Model	Unstandardized Coefficients		Standardized Coefficients	t	Sig.
	B	Std. Error	Beta		
1 (Constant)	.001	.000		4.123	.000
VMT	.121	.077	.156	1.565	.121

18. HMSP

Coefficients^a

Model	Unstandardized Coefficients		Standardized Coefficients	t	Sig.
	B	Std. Error	Beta		
1 (Constant)	5.729E-005	.000		1.581	.117
VMT	.095	.023	.386	4.142	.000

a. Dependent Variable: VIT SEKURITAS

19. ICBP

Coefficients^a

Model	Unstandardized Coefficients		Standardized Coefficients	t	Sig.
	B	Std. Error	Beta		
1 (Constant)	.000	.000		3.555	.001
VMT	.078	.072	.108	1.072	.286

a. Dependent Variable: VIT SEKURITAS

20. INCO

Coefficients^a

Model	Unstandardized Coefficients		Standardized Coefficients	t	Sig.
	B	Std. Error	Beta		
1 (Constant)	.000	.000		2.444	.016
VMT	.373	.107	.332	3.486	.001

a. Dependent Variable: VIT SEKURITAS

21. INDF

Coefficients^a

Model	Unstandardized Coefficients		Standardized Coefficients	t	Sig.
	B	Std. Error	Beta		
1 (Constant)	.001	.000		3.904	.000
VMT	.075	.148	.051	.507	.613

22. INDY

Model	Unstandardized Coefficients		Standardized Coefficients	t	Sig.
	B	Std. Error	Beta		
1 (Constant)	.000	.001		.292	.771
VMT	2.024	.648	.301	3.126	.002

a. Dependent Variable: VIT SEKURITAS

23. INKP

Model	Unstandardized Coefficients		Standardized Coefficients	t	Sig.
	B	Std. Error	Beta		
1 (Constant)	.001	.000		2.533	.013
VMT	.304	.272	.112	1.118	.266

a. Dependent Variable: VIT SEKURITAS

24. INTP

Model	Unstandardized Coefficients		Standardized Coefficients	t	Sig.
	B	Std. Error	Beta		
1 (Constant)	.000	.000		2.974	.004
VMT	.163	.047	.332	3.481	.001

a. Dependent Variable: VIT SEKURITAS

25. ITMG

Model	Unstandardized Coefficients		Standardized Coefficients	t	Sig.
	B	Std. Error	Beta		
1 (Constant)	.002	.000		6.638	.000
VMT	-.119	.156	-.077	-.762	.448

26. JPFA

Model	Unstandardized Coefficients		Standardized Coefficients	t	Sig.
	B	Std. Error	Beta		
1 (Constant)	.004	.001		5.204	.000
VMT	-.133	.479	-.028	-.278	.782

a. Dependent Variable: VIT SEKURITAS

27. JSMR

Model	Unstandardized Coefficients		Standardized Coefficients	t	Sig.
	B	Std. Error	Beta		
1 (Constant)	.000	.000		1.174	.243
VMT	.468	.174	.262	2.691	.008

a. Dependent Variable: VIT SEKURITAS

28. KLBF

Model	Unstandardized Coefficients		Standardized Coefficients	t	Sig.
	B	Std. Error	Beta		
1 (Constant)	-3.105E-005	.000		-.473	.637
VMT	.296	.042	.582	7.092	.000

a. Dependent Variable: VIT SEKURITAS

29. LPPF

Model	Unstandardized Coefficients		Standardized Coefficients	t	Sig.
	B	Std. Error	Beta		
1 (Constant)	.007	.002		3.467	.001
VMT	-1.257	1.229	-.103	-1.023	.309

30. MEDC

Model	Unstandardized Coefficients		Standardized Coefficients	t	Sig.
	B	Std. Error	Beta		
1 (Constant)	.000	.000		.656	.513
VMT	.798	.222	.341	3.590	.001

a. Dependent Variable: VIT SEKURITAS

31. MNCN

Model	Unstandardized Coefficients		Standardized Coefficients	t	Sig.
	B	Std. Error	Beta		
1 (Constant)	.001	.001		.885	.378
VMT	1.835	.547	.321	3.355	.001

a. Dependent Variable: VIT SEKURITAS

32. PGAS

Model	Unstandardized Coefficients		Standardized Coefficients	t	Sig.
	B	Std. Error	Beta		
1 (Constant)	.000	.000		1.132	.260
VMT	1.047	.220	.434	4.766	.000

a. Dependent Variable: VIT SEKURITAS

33. PTBA

Model	Unstandardized Coefficients		Standardized Coefficients	t	Sig.
	B	Std. Error	Beta		
1 (Constant)	.001	.000		1.963	.052
VMT	.766	.317	.237	2.420	.017

34. PTPP

Model	Unstandardized Coefficients		Standardized Coefficients	t	Sig.
	B	Std. Error	Beta		
1 (Constant)	.002	.001		2.028	.045
VMT	1.843	.490	.355	3.758	.000

a. Dependent Variable: VIT SEKURITAS

35. PWON

Model	Unstandardized Coefficients		Standardized Coefficients	t	Sig.
	B	Std. Error	Beta		
1 (Constant)	.000	.000		2.391	.019
VMT	.321	.076	.394	4.242	.000

a. Dependent Variable: VIT SEKURITAS

36. SCMA

Model	Unstandardized Coefficients		Standardized Coefficients	t	Sig.
	B	Std. Error	Beta		
1 (Constant)	.000	.000		2.802	.006
VMT	.182	.064	.277	2.859	.005

a. Dependent Variable: VIT SEKURITAS

37. SMGR

Model	Unstandardized Coefficients		Standardized Coefficients	t	Sig.
	B	Std. Error	Beta		
1 (Constant)	.001	.000		2.518	.013
VMT	.338	.167	.200	2.022	.046

38. SRIL

Model	Unstandardized Coefficients		Standardized Coefficients	t	Sig.
	B	Std. Error	Beta		
1 (Constant)	-.024	.004		-6.278	.000
VMT	21.197	2.409	.664	8.799	.000

a. Dependent Variable: VIT SEKURITAS

39. TKIM

Model	Unstandardized Coefficients		Standardized Coefficients	t	Sig.
	B	Std. Error	Beta		
1 (Constant)	4.621E-005	.000		.225	.822
VMT	.473	.130	.344	3.629	.000

a. Dependent Variable: VIT SEKURITAS

40. TLKM

Model	Unstandardized Coefficients		Standardized Coefficients	t	Sig.
	B	Std. Error	Beta		
1 (Constant)	.001	.000		5.482	.000
VMT	.186	.103	.180	1.814	.073

a. Dependent Variable: VIT SEKURITAS

41. TPIA

Model	Unstandardized Coefficients		Standardized Coefficients	t	Sig.
	B	Std. Error	Beta		
1 (Constant)	.000	.000		3.464	.001
VMT	.033	.025	.132	1.321	.189

42. UNTR

Coefficients ^a						
Model	Unstandardized Coefficients		Standardized Coefficients	t	Sig.	
	B	Std. Error	Beta			
1	(Constant)	.001	.000		2.980	.004
	VMT	.481	.109	.407	4.416	.000

a. Dependent Variable: VIT SEKURITAS

43. UNVR

Coefficients ^a						
Model	Unstandardized Coefficients		Standardized Coefficients	t	Sig.	
	B	Std. Error	Beta			
1	(Constant)	-5.133E-005	.000		-.945	.347
	VMT	.212	.035	.526	6.124	.000

a. Dependent Variable: VIT SEKURITAS

44. WIKA

Coefficients ^a						
Model	Unstandardized Coefficients		Standardized Coefficients	t	Sig.	
	B	Std. Error	Beta			
1	(Constant)	.002	.001		4.072	.000
	VMT	.480	.340	.141	1.413	.161

a. Dependent Variable: VIT SEKURITAS

45. WSKT

Coefficients ^a						
Model	Unstandardized Coefficients		Standardized Coefficients	t	Sig.	
	B	Std. Error	Beta			
1	(Constant)	.001	.001		1.925	.057
	VMT	1.177	.408	.280	2.888	.005



Lampiran Uji T-Test Abnormal Volume t+5 sampai t+1

One-Sample Statistics

	N	Mean	Std. Deviation	Std. Error Mean
t+1	45	-.000063671	.0030061061	.0004481238
t+2	45	-.000292271	.0052374788	.0007807572
t+3	45	-.000318524	.0099841847	.0014883544
t+4	45	-.000416198	.0072101264	.0010748222
t+5	45	-.000459844	.0101936561	.0015195805

One-Sample Test

	Test Value = 0					
	t	df	Sig. (2-tailed)	Mean Difference	95% Confidence Interval of the Difference	
					Lower	Upper
t+1	-.142	44	.888	-.0000636712	-.000966805	.000839463
t+2	-.374	44	.710	-.0002922715	-.001865784	.001281241
t+3	-.214	44	.832	-.0003185243	-.003318105	.002681057
t+4	-.387	44	.700	-.0004161979	-.002582360	.001749964
t+5	-.303	44	.764	-.0004598444	-.003522358	.002602669

Lampiran Uji T-Test Abnormal Return t+1 sampai t+5

One-Sample Statistics

	N	Mean	Std. Deviation	Std. Error Mean
t+1	45	.003521465	.0207875056	.0030988184
t+2	45	.000139543	.0128379190	.0019137640
t+3	45	.001282923	.0176396024	.0026295567
t+4	45	.005892870	.0232926311	.0034722604
t+5	45	-.001679624	.0197819172	.0029489141

One-Sample Test

	Test Value = 0					
	t	df	Sig. (2-tailed)	Mean Difference	95% Confidence Interval of the Difference	
					Lower	Upper
t+1	1.136	44	.262	.0035214646	-.002723793	.009766723
t+2	.073	44	.942	.0001395434	-.003717394	.003996481
t+3	.488	44	.628	.0012829233	-.004016600	.006582447
t+4	1.697	44	.097	.0058928701	-.001105011	.012890751
t+5	-.570	44	.572	-.0016796243	-.007622770	.004263522

Lampiran Uji T-Test Abnormal Volume t-5 sampai t-1

One-Sample Statistics

	N	Mean	Std. Deviation	Std. Error Mean
t-5	45	.000051878	.0012273609	.0001829642
t-4	45	.000206777	.0023902789	.0003563217
t-3	45	.000364823	.0019359672	.0002885970
t-2	45	-.000008185	.0026843641	.0004001614
t-1	45	.000101221	.0022753386	.0003391875

One-Sample Test

	Test Value = 0					
	t	df	Sig. (2-tailed)	Mean Difference	95% Confidence Interval of the Difference	
					Lower	Upper
t-5	.284	44	.778	.0000518779	-.000316862	.000420618
t-4	.580	44	.565	.0002067771	-.000511342	.000924896
t-3	1.264	44	.213	.0003648235	-.000216805	.000946452
t-2	-.020	44	.984	-.0000081849	-.000814657	.000798287
t-1	.298	44	.767	.0001012205	-.000582367	.000784808

Lampiran Uji T-Test Abnormal Volume t+1 sampai t+5

One-Sample Statistics

	N	Mean	Std. Deviation	Std. Error Mean
t+1	45	-.000063671	.0030061061	.0004481238
t+2	45	-.000292271	.0052374788	.0007807572
t+3	45	-.000318524	.0099841847	.0014883544
t+4	45	-.000416198	.0072101264	.0010748222
t+5	45	-.000459844	.0101936561	.0015195805

One-Sample Test

	Test Value = 0					
	t	df	Sig. (2-tailed)	Mean Difference	95% Confidence Interval of the Difference	
					Lower	Upper
t+1	-.142	44	.888	-.0000636712	-.000966805	.000839463
t+2	-.374	44	.710	-.0002922715	-.001865784	.001281241
t+3	-.214	44	.832	-.0003185243	-.003318105	.002681057
t+4	-.387	44	.700	-.0004161979	-.002582360	.001749964
t+5	-.303	44	.764	-.0004598444	-.003522358	.002602669


Lampiran Uji Normalitas Abnormal Return t-5 sampai dengan t-1

One-Sample Kolmogorov-Smirnov Test

		t-5	t-4	t-3	t-2	t-1
N		45	45	45	45	45
Normal Parameters _{a,b}	Mean	-.004953896	.002597050	.001184363	-.007882266	-.012388887
	Std. Deviation	.0164614021	.0238967849	.0203929335	.0208590827	.0254054818
	Absolute	.097	.135	.165	.168	.124
Most Extreme Differences	Positive	.097	.135	.165	.168	.124
	Negative	-.085	-.087	-.066	-.143	-.091
Kolmogorov-Smirnov Z		.652	.908	1.107	1.129	.835
Asymp. Sig. (2-tailed)		.788	.382	.172	.156	.488

a. Test distribution is Normal.

b. Calculated from data.



Lampiran Uji Normalitas Abnormal Return t+1 sampai dengan t+5

One-Sample Kolmogorov-Smirnov Test

		t+5	t+4	t+3	t+2	t+1
N		45	45	45	45	45
Normal Parameters _{a,b}	Mean	-.001679624	.005892870	.001282923	.000139543	.003521465
	Std. Deviation	.0197819172	.0232926311	.0176396024	.0128379190	.0207875056
	Absolute	.179	.151	.069	.131	.176
Most Extreme Differences	Positive	.179	.151	.059	.131	.176
	Negative	-.096	-.083	-.069	-.085	-.082
Kolmogorov-Smirnov Z		1.204	1.016	.465	.882	1.180
Asymp. Sig. (2-tailed)		.110	.253	.982	.419	.123

a. Test distribution is Normal.

b. Calculated from data.

Hasil Perhitungan Rata-rata Beta Saham Sekuritas LQ45

1. ADRO

Variables Entered/Removed^a

Model	Variables Entered	Variables Removed	Method
1	VMT ^b		Enter

a. Dependent Variable: VIT SEKURITAS

b. All requested variables entered.

Model Summary

Model	R	R Square	Adjusted R Square	Std. Error of the Estimate
1	.291 ^a	.085	.076	.0009430699

a. Predictors: (Constant), VMT

ANOVA^a

Model		Sum of Squares	df	Mean Square	F	Sig.
1	Regression	.000	1	.000	9.098	.003 ^b
	Residual	.000	98	.000		
	Total	.000	99			

a. Dependent Variable: VIT SEKURITAS

b. Predictors: (Constant), VMT

Coefficients^a

Model		Unstandardized Coefficients		Standardized Coefficients	t	Sig.
		B	Std. Error	Beta		
1	(Constant)	.001	.000		3.093	.003
	VMT	.532	.176	.291	3.016	.003

a. Dependent Variable: VIT SEKURITAS

2. AKRA

Coefficients^a

Model		Unstandardized Coefficients		Standardized Coefficients	t	Sig.
		B	Std. Error	Beta		
1	(Constant)	.001	.000		6.593	.000
	VMT	.201	.133	.151	1.515	.133

a. Dependent Variable: VIT SEKURITAS

3. ANTM

Coefficients^a

Model		Unstandardized Coefficients		Standardized Coefficients	t	Sig.
		B	Std. Error	Beta		
1	(Constant)	.001	.001		.931	.354
	VMT	1.794	.626	.278	2.866	.005

a. Dependent Variable: VIT SEKURITAS

4. ASII

Coefficients^a

Model		Unstandardized Coefficients		Standardized Coefficients	t	Sig.
		B	Std. Error	Beta		
1	(Constant)	.000	.000		3.119	.002
	VMT	.337	.073	.424	4.630	.000

a. Dependent Variable: VIT SEKURITAS

5. BBKA

Coefficients^a

Model		Unstandardized Coefficients		Standardized Coefficients	t	Sig.
		B	Std. Error	Beta		
1	(Constant)	5.314E-005	.000		.798	.427
	VMT	.324	.042	.612	7.653	.000

a. Dependent Variable: VIT SEKURITAS

6. BBNI

Coefficients^a

Model		Unstandardized Coefficients		Standardized Coefficients	t	Sig.
		B	Std. Error	Beta		
1	(Constant)	.001	.000		4.666	.000
	VMT	.205	.106	.191	1.930	.057

a. Dependent Variable: VIT SEKURITAS

7. BBRI

Coefficients^a

Model		Unstandardized Coefficients		Standardized Coefficients	t	Sig.
		B	Std. Error	Beta		
1	(Constant)	.000	.000		2.901	.005
	VMT	.382	.072	.474	5.324	.000

a. Dependent Variable: VIT SEKURITAS

8. BBTN

Coefficients^a

Model		Unstandardized Coefficients		Standardized Coefficients	t	Sig.
		B	Std. Error	Beta		
1	(Constant)	.001	.000		2.697	.008
	VMT	.775	.310	.245	2.497	.014

a. Dependent Variable: VIT SEKURITAS

9. BMRI

Coefficients^a

Model		Unstandardized Coefficients		Standardized Coefficients	t	Sig.
		B	Std. Error	Beta		
1	(Constant)	.000	.000		1.935	.056
	VMT	.467	.089	.468	5.244	.000

a. Dependent Variable: VIT SEKURITAS

10. BRPT

Coefficients^a

Model		Unstandardized Coefficients		Standardized Coefficients	t	Sig.
		B	Std. Error	Beta		
1	(Constant)	-.003	.002		-1.148	.254
	VMT	6.966	1.578	.407	4.413	.000

a. Dependent Variable: VIT SEKURITAS

11. BSDE

Coefficients^a

Model		Unstandardized Coefficients		Standardized Coefficients	t	Sig.
		B	Std. Error	Beta		
1	(Constant)	.000	.000		2.503	.014
	VMT	.292	.079	.351	3.713	.000

a. Dependent Variable: VIT SEKURITAS

12. BTPS

Coefficients^a

Model		Unstandardized Coefficients		Standardized Coefficients	t	Sig.
		B	Std. Error	Beta		
1	(Constant)	.006	.001		5.846	.000
	VMT	.277	.673	.042	.412	.681

a. Dependent Variable: VIT SEKURITAS

13. CPIN

Coefficients^a

Model		Unstandardized Coefficients		Standardized Coefficients	t	Sig.
		B	Std. Error	Beta		
1	(Constant)	7.925E-005	.000		.667	.507
	VMT	.391	.076	.463	5.178	.000

a. Dependent Variable: VIT SEKURITAS

14. CTRA

Coefficients^a

Model		Unstandardized Coefficients		Standardized Coefficients	t	Sig.
		B	Std. Error	Beta		
1	(Constant)	.001	.000		1.469	.145
	VMT	.919	.291	.304	3.155	.002

a. Dependent Variable: VIT SEKURITAS

15. ERAA

Coefficients^a

Model		Unstandardized Coefficients		Standardized Coefficients	t	Sig.
		B	Std. Error	Beta		
1	(Constant)	.005	.004		1.498	.137
	VMT	4.928	2.277	.214	2.164	.033

a. Dependent Variable: VIT SEKURITAS

16. EXCL

Coefficients^a

Model		Unstandardized Coefficients		Standardized Coefficients	t	Sig.
		B	Std. Error	Beta		
1	(Constant)	.001	.001		.922	.359
	VMT	.646	.413	.156	1.564	.121

a. Dependent Variable: VIT SEKURITAS

17. GGRM

Coefficients^a

Model		Unstandardized Coefficients		Standardized Coefficients	t	Sig.
		B	Std. Error	Beta		
1	(Constant)	.001	.000		4.123	.000
	VMT	.121	.077	.156	1.565	.121

a. Dependent Variable: VIT SEKURITAS

18. HMSP

Coefficients^a

Model		Unstandardized Coefficients		Standardized Coefficients	t	Sig.
		B	Std. Error	Beta		
1	(Constant)	5.729E-005	.000		1.581	.117
	VMT	.095	.023	.386	4.142	.000

a. Dependent Variable: VIT SEKURITAS

19. ICBP

Coefficients^a

Model		Unstandardized Coefficients		Standardized Coefficients	t	Sig.
		B	Std. Error	Beta		
1	(Constant)	.000	.000		3.555	.001
	VMT	.078	.072	.108	1.072	.286

a. Dependent Variable: VIT SEKURITAS

20. INCO

Coefficients^a

Model		Unstandardized Coefficients		Standardized Coefficients	t	Sig.
		B	Std. Error	Beta		
1	(Constant)	.000	.000		2.444	.016
	VMT	.373	.107	.332	3.486	.001

a. Dependent Variable: VIT SEKURITAS

21. INDF

Coefficients^a

Model		Unstandardized Coefficients		Standardized Coefficients	t	Sig.
		B	Std. Error	Beta		
1	(Constant)	.001	.000		3.904	.000
	VMT	.075	.148	.051	.507	.613

a. Dependent Variable: VIT SEKURITAS

22. INDY

Coefficients^a

Model		Unstandardized Coefficients		Standardized Coefficients	t	Sig.
		B	Std. Error	Beta		
1	(Constant)	.000	.001		.292	.771
	VMT	2.024	.648	.301	3.126	.002

a. Dependent Variable: VIT SEKURITAS

23. INKP

Coefficients^a

Model		Unstandardized Coefficients		Standardized Coefficients	t	Sig.
		B	Std. Error	Beta		
1	(Constant)	.001	.000		2.533	.013
	VMT	.304	.272	.112	1.118	.266

a. Dependent Variable: VIT SEKURITAS

24. INTP

Coefficients^a

Model		Unstandardized Coefficients		Standardized Coefficients	t	Sig.
		B	Std. Error	Beta		
1	(Constant)	.000	.000		2.974	.004
	VMT	.163	.047	.332	3.481	.001

a. Dependent Variable: VIT SEKURITAS

25. ITMG

Coefficients^a

Model		Unstandardized Coefficients		Standardized Coefficients	t	Sig.
		B	Std. Error	Beta		
1	(Constant)	.002	.000		6.638	.000
	VMT	-.119	.156	-.077	-.762	.448

a. Dependent Variable: VIT SEKURITAS

26. JPFA

Coefficients^a

Model		Unstandardized Coefficients		Standardized Coefficients	t	Sig.
		B	Std. Error	Beta		
1	(Constant)	.004	.001		5.204	.000
	VMT	-.133	.479	-.028	-.278	.782

a. Dependent Variable: VIT SEKURITAS

27. JSMR

Coefficients^a

Model		Unstandardized Coefficients		Standardized Coefficients	t	Sig.
		B	Std. Error	Beta		
1	(Constant)	.000	.000		1.174	.243
	VMT	.468	.174	.262	2.691	.008

a. Dependent Variable: VIT SEKURITAS

28. KLBF

Coefficients^a

Model		Unstandardized Coefficients		Standardized Coefficients	t	Sig.
		B	Std. Error	Beta		
1	(Constant)	-3.105E-005	.000		-.473	.637
	VMT	.296	.042	.582	7.092	.000

a. Dependent Variable: VIT SEKURITAS

29. LPPF

Coefficients^a

Model		Unstandardized Coefficients		Standardized Coefficients	t	Sig.
		B	Std. Error	Beta		
1	(Constant)	.007	.002		3.467	.001
	VMT	-1.257	1.229	-.103	-1.023	.309

a. Dependent Variable: VIT SEKURITAS

30. MEDC

Coefficients^a

Model		Unstandardized Coefficients		Standardized Coefficients	t	Sig.
		B	Std. Error	Beta		
1	(Constant)	.000	.000		.656	.513
	VMT	.798	.222	.341	3.590	.001

a. Dependent Variable: VIT SEKURITAS

31. MNCN

Coefficients^a

Model		Unstandardized Coefficients		Standardized Coefficients	t	Sig.
		B	Std. Error	Beta		
1	(Constant)	.001	.001		.885	.378
	VMT	1.835	.547	.321	3.355	.001

a. Dependent Variable: VIT SEKURITAS

32. PGAS

Coefficients^a

Model		Unstandardized Coefficients		Standardized Coefficients	t	Sig.
		B	Std. Error	Beta		
1	(Constant)	.000	.000		1.132	.260
	VMT	1.047	.220	.434	4.766	.000

a. Dependent Variable: VIT SEKURITAS

33. PTBA

Coefficients^a

Model		Unstandardized Coefficients		Standardized Coefficients	t	Sig.
		B	Std. Error	Beta		
1	(Constant)	.001	.000		1.963	.052
	VMT	.766	.317	.237	2.420	.017

a. Dependent Variable: VIT SEKURITAS

34. PTPP

Coefficients^a

Model		Unstandardized Coefficients		Standardized Coefficients	t	Sig.
		B	Std. Error	Beta		
1	(Constant)	.002	.001		2.028	.045
	VMT	1.843	.490	.355	3.758	.000

a. Dependent Variable: VIT SEKURITAS

35. PWON

Coefficients^a

Model		Unstandardized Coefficients		Standardized Coefficients	t	Sig.
		B	Std. Error	Beta		
1	(Constant)	.000	.000		2.391	.019
	VMT	.321	.076	.394	4.242	.000

a. Dependent Variable: VIT SEKURITAS

36. SCMA

Coefficients^a

Model		Unstandardized Coefficients		Standardized Coefficients	t	Sig.
		B	Std. Error	Beta		
1	(Constant)	.000	.000		2.802	.006
	VMT	.182	.064	.277	2.859	.005

a. Dependent Variable: VIT SEKURITAS

37. SMGR

Coefficients^a

Model		Unstandardized Coefficients		Standardized Coefficients	t	Sig.
		B	Std. Error	Beta		
1	(Constant)	.001	.000		2.518	.013
	VMT	.338	.167	.200	2.022	.046

a. Dependent Variable: VIT SEKURITAS

38. SRIL

Coefficients^a

Model		Unstandardized Coefficients		Standardized Coefficients	t	Sig.
		B	Std. Error	Beta		
1	(Constant)	-.024	.004		-6.278	.000
	VMT	21.197	2.409	.664	8.799	.000

a. Dependent Variable: VIT SEKURITAS

39. TKIM

Coefficients^a

Model		Unstandardized Coefficients		Standardized Coefficients	t	Sig.
		B	Std. Error	Beta		
1	(Constant)	4.621E-005	.000		.225	.822
	VMT	.473	.130	.344	3.629	.000

a. Dependent Variable: VIT SEKURITAS

40. TLKM

Coefficients^a

Model		Unstandardized Coefficients		Standardized Coefficients	t	Sig.
		B	Std. Error	Beta		
1	(Constant)	.001	.000		5.482	.000
	VMT	.186	.103	.180	1.814	.073

a. Dependent Variable: VIT SEKURITAS

41. TPIA

Coefficients^a

Model		Unstandardized Coefficients		Standardized Coefficients	t	Sig.
		B	Std. Error	Beta		
1	(Constant)	.000	.000		3.464	.001
	VMT	.033	.025	.132	1.321	.189

a. Dependent Variable: VIT SEKURITAS

42. UNTR

Coefficients^a

Model		Unstandardized Coefficients		Standardized Coefficients	t	Sig.
		B	Std. Error	Beta		
1	(Constant)	.001	.000		2.980	.004
	VMT	.481	.109	.407	4.416	.000

a. Dependent Variable: VIT SEKURITAS

43. UNVR

Coefficients^a

Model		Unstandardized Coefficients		Standardized Coefficients	t	Sig.
		B	Std. Error	Beta		
1	(Constant)	-5.133E-005	.000		-.945	.347
	VMT	.212	.035	.526	6.124	.000

a. Dependent Variable: VIT SEKURITAS

44. WIKA

Coefficients^a

Model		Unstandardized Coefficients		Standardized Coefficients	t	Sig.
		B	Std. Error	Beta		
1	(Constant)	.002	.001		4.072	.000
	VMT	.480	.340	.141	1.413	.161

a. Dependent Variable: VIT SEKURITAS

45. WSKT

Coefficients^a

Model		Unstandardized Coefficients		Standardized Coefficients	t	Sig.
		B	Std. Error	Beta		
1	(Constant)	.001	.001		1.925	.057
	VMT	1.177	.408	.280	2.888	.005

a. Dependent Variable: VIT SEKURITAS

