

BAB V

PENUTUP

Pada bab ini terdapat kesimpulan dari hasil penelitian. Selanjutnya terdapat implikasi manajerial, memaparkan keterbatasan penelitian dan saran untuk penelitian yang akan datang:

5.1 Kesimpulan

Berikut ini hasil setelah dilakukannya penelitian, maka peneliti mengambil kesimpulan

1. Keterlibatan penonton memiliki pengaruh positif dan signifikan terhadap pemujaan selebriti
2. Pemujaan selebriti memiliki pengaruh positif dan signifikan terhadap kesadaran merek
3. Kesadaran merek memiliki pengaruh positif dan signifikan terhadap persepsi kualitas produk
4. Persepsi kualitas produk berpengaruh positif terhadap niat beli
5. Persepsi kualitas produk berpengaruh positif terhadap niat kunjungan

5.2 Implikasi Manajerial

Berdasarkan hasil penelitian yang telah dilakukan, implikasi manajerial yang diberikan peneliti sebagai berikut:

1. Scarlett diharapkan terus berinovasi dalam menciptakan keterlibatan penonton seperti, menampilkan produk Scarlett di beberapa adegan drama yang diperankan oleh Song Joong-Ki, misalnya adegan saat Song Joong-Ki mandi menggunakan *body shower* dari Scarlett atau setelah mandi menggunakan *body lotion* Scarlett.
2. Dengan adanya pemujaan selebriti yang diberikan konsumen, seperti pada Song Joong-Ki, dengan Scarlett membuat paket spesial Song Joong-Ki yang berisi album dan tanda tangan Song Joong-Ki, hal ini harus dipertahankan karena sebagian besar dari penggemar selebriti Korea mereka gemar mengoleksi album dan souvenir lain yang isinya mengandung idola mereka, maka dapat diharapkan konsumen dapat memberikan kesadaran penuh pada produk Scarlett.
3. Produk Scarlett harus dipertahankan dari segi kualitasnya atau bahkan lebih baik lagi jika kualitasnya ditingkatkan, baik dari segi bahan yang digunakan maupun tingkat keefektifannya sebagai produk perawatan. Hal ini akan membuat persepsi merek yang dimiliki konsumen terhadap produk Scarlett tetap sesuai dengan apa yang diharapkan konsumen. Sehingga konsumen memiliki alasan yang kuat dibenaknya untuk memilih Scarlett, kualitas produk

yang baik tentunya akan meningkatkan kepuasan pelanggan dan membuat produk tersebut unggul dibanding produk lain di pasaran.

4. Persepsi kualitas yang baik tentunya akan menaikkan daya beli konsumen dan intensitas beli, dalam hal ini berarti konsumen melakukan pembelian ulang atau *repeat order*. Sehingga nantinya, tahapan kesadaran merek yang dibangun akan senantiasa bernilai positif bagi konsumen seiring dengan kualitas produk yang semakin terjaga. Maka pada akhirnya hal tersebut akan menaikkan tahapan kesadaran merek menjadi loyalitas merek. Sehingga selain konsumen melakukan pembelian ulang pada produk, konsumen pun akan dengan sukarela merekomendasikan produk Scarlett pada orang lain.
5. Pihak manajerial Scarlett juga bisa membuat program liburan atau sponsor ke Negara Korea dengan sistem undian. Karena konsumen Scarlett memiliki tingkat ketertarikan yang tinggi pada idola mereka, mereka memiliki harapan untuk bertemu dengan Song Joong-Ki di Negara asalnya, Korea. Hal tersebut juga akan menguntungkan pihak Negara Korea, karena selebriti dan drama mereka yang terkenal juga membantu mempromosikan pariwisata Korea Selatan. Jadi hal tersebut akan menguntungkan pariwisata Korea dan penjualan Scarlett pun akan meningkat karena antusias konsumen.

5.3 Keterbatasan Penelitian

Dalam penelitian ini peneliti menyadari adanya keterbatasan, berikut beberapa keterbatasan peneliti pada penelitian ini:

1. Penelitian ini juga memiliki keterbatasan karena, kuesioner yang dibagikan hanya bisa diisi oleh pengguna produk Scarlett
2. Penelitian ini hanya meneliti pengaruh keterlibatan penonton dan pemujaan selebriti terhadap kesadaran merek dan niat beli. Masih banyak faktor lain yang dapat mempengaruhi variabel diatas yang tidak digunakan oleh peneliti.
3. Dalam penelitian ini hanya ditunjukkan pada perempuan pengguna Scarlett sehingga, peneliti mengabaikan pihak laki-laki serta, pada penelitian ini hanya ditunjukkan pada konsumen yang mengetahui Song Joong-Ki sebagai *brand ambassador* Scarlett dan hanya bagi *fans* Song Joong-Ki, sehingga mengabaikan artis-artis lain yang menjadi *brand ambassador* Scarlett atau artis yang pernah melakukan kegiatanss *endorse* pada produk Scarlett.

5.4 Saran Untuk Penelitian Selanjutnya

Keterbatasan penelitian ini meliputi generasi sampel. Studi ini hanya mengambil sampel dalam kelompok kecil dari keseluruhan pemirsa hiburan Korea di Indonesia. Khususnya, profil sampel menunjukkan kelompok yang sebagian besar budget pembelian *Skincare* yang rendah dan umumnya berusia muda. Namun pemirsa hiburan Korea di Indonesia mungkin terdiri dari kelompok masyarakat Indonesia lainnya yang merupakan penggemar berat konten Korea yang dihilangkan dari penelitian ini, seperti pemirsa pria, yang masih mewakili kelompok penonton signifikan di Indonesia. Meskipun pemirsa pria mungkin bukan pembeli utama produk Scarlett. Studi selanjutnya tidak boleh mengabaikan kelompok pasar ini. Selain itu, masih ada jenis produk lain, terutama makanan,

mobil dan *fashion*, yang sering ditampilkan di media Korea. Oleh sebab itu penelitian selanjutnya juga dapat meneliti peran media hiburan dan pemujaan selebriti dalam konteks jenis produk lainnya.



DAFTAR PUSTAKA

- Aaker (2016) *Manajemen Pemasaran Strategi*. Jakarta: Salemba Empat.
- Aaker, D.A. (1996) *Managing Brand Equity Capitalizing on The Value of A Brand Name*. New York: The Free Press.
- Aberdeen, N.I. (2016) 'The effect of brand awareness and image on consumer perceived quality and purchase intension – a study case of carbonated drink brand', *International Journal of Scientific and Research Publications*, 6(8), pp. 441–446.
- Arquette (2014) *The Washington manual of oncology*. Washington: Lippincott Williams & Wilkins.
- Ashe, D.D. (2005) 'Are celebrity-worshippers more prone to narcissism? A brief report', *North American Journal of Psychology* [Preprint].
- Assael, H. (1998) *Consumer Behavior and Marketing Action*. New York: South Western College Publishing.
- Ayuni, S. (2006) 'Pengaruh Kualitas Produk, Kualitas Pelayanan, Harga, Lokasi fan Store Atmosphere Terhadap Keputusan Pembelian pada Safari Cafe, Padang', *Jurnal Jurusan Manajemen, Fakultas Ekonomi, Universitas Bung Hatta* [Preprint].
- Cangur, S. and Ercan, I. (2015) 'Comparison of model fit indices used in structural equation modeling under multivariate normality', *Journal of Modern Applied Statistical Methods*, 14(1), pp. 152–167.
- Cheung, C.K. and Yue, X.D. (2012) 'Idol worship as compensation for parental absence', *International Journal of Adolescence and Youth*, 17(1), pp. 35–46.
- Cooper, H., Robinson, J.C. and Patall, E.A. (2006) *Review of Educational Research*. USA: Sage.
- Durianto, D. and Sugiarto (2004) *Strategi Menaklukkan Pasar Melalui Riset Ekuitas dan Perilaku Merek*. Jakarta: PT Gramedia Pustaka.
- Frederika, E. (2015) 'Hubungan antara harga diri dan konformitas dengan celebrity worship pada remaja di surabaya', *Jurnal Gema Aktualita*, 4(1), pp. 61–69.
- Ghozali, I. (2006) *Aplikasi Analisis Multivariate dengan Program SPSS*. Semarang: Badan Penerbit Universitas Diponegoro.
- Ghozali, I. and Latan, H. (2012) *Partial Least Square: Konsep, Metode, dan Aplikasi Menggunakan SmartPLS 2.0 M3*. Semarang: Badan Penerbit Universitas Diponegoro.
- Halim, T.M. and Kiatkawsin, K. (2021) 'Beauty and Celebrity: Korean Entertainment and Its Impacts on Female Indonesian Viewers' Consumption Intentions', *Sustainability, MDPI*, 13(3), pp. 1–19.
- Harjati, L. and Olivia, L. (2014) 'Pengaruh Persepsi Kualitas Produk Terhadap Keputusan Pembelian The Body Shop', *E-Journal Widya Ekonomika* [Preprint].
- Keller and Kotler (2021) *Intisari Manajemen Pemasaran*. Yogyakarta: Andi (Anggota IKAPI).
- Kotler, P. and Keller, K.L. (2009) *Manajemen Pemasaran Edisi ke 13*. Jakarta: Erlangga.

- Kotler, P. and Keller, K.L. (2013) *Manajemen Pemasaran Jilid Kedua*. Jakarta: Erlangga.
- Maltby, J. (2003) 'A clinical interpretation of attitudes and behaviors associated with celebrity worship', *Journal of Nervous and Mental Disease*, 191(1), pp. 25–29.
- Maltby, J. (2004) 'Personality and coping: A context for examining Celebrity Worship and mental health', *British Journal of Psychology*, 195(4), pp. 411–428.
- Maltby, J. *et al.* (2005) 'Intense-personal celebrity worship and body image: Evidence of a link among female adolescents', *British Journal of Health Psychology*, 10, pp. 17–32.
- Maltby, J. (2006) 'Extreme celebrity worship, fantasy proneness and dissociation: Developing the measurement and understanding of celebrity worship within a clinical personality context', *Personality and Individual Differences*, 40(2), pp. 273–283.
- Maltby, J. and Day, L. (2011) 'Celebrity worship and incidence of elective cosmetic surgery: Evidence of a link among young adults', *Journal of Adolescent Health*, 49(5).
- Maltby, N. (2002) 'Virtual reality exposure therapy for the treatment of fear of flying: A controlled investigation', *Journal of Consulting and Clinical Psychology*, 70(5), pp. 1112–1118.
- Martono, N. (2014) *Metode Penelitian Kuantitatif: Analisis Isi dan Analisis Data Sekunder*. Depok: PT Rajagrafindo Persada.
- McCutcheon, L.E. (2002) 'Conceptualization and measurement of celebrity worship', *British Journal of Psychology*, 93(1), pp. 67–87.
- McCutcheon, L.E. (2003) 'Machiavellianism, belief in a just world, and the tendency to worship celebrities', *Current Research in Social Psychology*, 8(9), pp. 131–139.
- Paul, P.J. and Olson, J.C. (2013) *Perilaku Konsumen dan Strategi Pemasaran*. 9th edn. Jakarta: Salemba Empat.
- Radder, L. and Han, X. (2013) 'Perceived Quality, Visitor Satisfaction And Conative Loyalty In South African Heritage Museums', *International Business & Economics Research Journal*, 12(10), pp. 1261–1272.
- Rangkuti, F. (2004) *Manajemen Persediaan Aplikasi di Bidang Bisnis*. Jakarta: PT Raja Grafindo Persada.
- Riadi, E. (2016) *Statistika Penelitian Analisis Manual dan IBM SPS*. Yogyakarta: Andi.
- Saputro, R.Y. (2016) 'Pengaruh Brand Awareness, Perceived Quality, dan Price terhadap Keputusan Pembelian Honda Vario 125 di Dealer Astra Honda Semarang', *Jurnal of Management*, 2(2), pp. 1–17.
- Schiffman, L.G. and Kanuk, L. (2008) *Perilaku Konsumen Edisi 7*. Jakarta: Indeks.
- Setiadi, N.J. (2010) *Perilaku Konsumen*. Jakarta: Kencana.
- Setiawan, H.A. (2010) 'Pengaruh Kualitas Poduk Dan Promosi Terhadap Keputusan Pembelian The Botol Sosro', *Jurnal Manajemen Pemasaran*, 2(2), pp. 414–445.
- Sheridan, S. (2007) 'Dimensions of pedagogical quality in preschool', *International*

- Journal of Early Years Education*, 15(2), pp. 197–217.
- Simamora, B. (2003) *Memenangkan Pasar dengan Pemasaran Efektif & Profitabel*, Gramedia Pustaka Utama. Jakarta: Buchori Alma.
- Simamora, H. (2004) *Manajemen Sumber Daya Manusia, Edisi Ketiga*. Yogyakarta: STIE YKPN.
- Sood, S. (2000) 'Dimensions of parasocial interaction by letter-writers to a popular entertainment-education soap opera in India', *Journal of Broadcasting and Electronic Media*, 44(3), pp. 386–414.
- Sood, S. (2002) 'Audience involvement and entertainment-education', *Communication Theory*, 12(2), pp. 153–172.
- Sugiarto (2016) *Metodologi Penelitian Bisnis*. Yogyakarta: Andi.
- Sugiyono (2015) *Metode Penelitian Kombinasi, Mix Methods*. Bandung: Alfabeta.
- Sunggono, B. (1994) *Metodologi Penelitian Hukum*. Jakarta: Raja Grafindo.
- Supomo, B. and Indriantoro, N. (2009) *Metodologi Penelitian Bisnis untuk Akuntansi dan Manajemen*. Yogyakarta: BPF.
- Widjaja, Y.R. (2015) 'Peranan sekretaris dalam mensukseskan kinerja direksi', *Ecodemica*, 3(1), pp. 317–333.
- Won So (2020) *Distribution of K-pop views on YouTube Worldwide as of June 2019, by country*. Available at: <https://www.statista.com/statistics/1106704/south-korea-kpop-youtube-views-by-country>.
- Yanthi, K.P. and Jatra, I.M. (2015) 'Pengaruh Country Of Origin, Brand Image, Dan Perceived Quality Terhadap Minat Beli Sepeda Motor Honda Beat Di Kota Denpasar', *E-Jurnal Manajemen Unud*, 4(11), pp. 2302–8912.
- Zeithaml, V.A. (2013) *Services Marketing: Integrating Customer Focus Across the Firm*. Boston: McGraw Hill.





Lampiran 1
Kuesioner

KUESIONER PENELITIAN

Filtering :

- e. Apakah anda pengguna Produk Scarlett? (Jika bukan, berhenti disini)
- f. Apakah anda mengetahui Scarlett menggunakan Song Joong- Ki sebagai *Brand Ambassador* nya?

Profiling/Pertanyaan Umum :

- a. Usia Responden
- b. *Budget* belanja *skincare* dan *bodycare* per bulan

NO	Pernyataan Keterlibatan Penonton	STS	TS	N	S	SS
1.	Jika Song Joong-Ki muncul di acara drama/film/acara TV Korea, saya akan menonton program/film tersebut.					
2.	Ketika saya menonton drama/film/acara TV Korea yang dimainkan Song Joong-Ki di acara tersebut semakin menarik					
3.	Jika ada cerita tentang Song Joong-Ki di koran, internet, atau majalah, saya akan membacanya					

4.	Saya merasa sedih ketika Song Joong-Ki terlibat gossip miring atau terjadi hal-hal buruk pada Song Joong-Ki					
5.	Saat saya menonton drama/film/acara TV Korea yang terdapat song joong ki terkadang saya reflek berkomentar					
6.	Saat menonton drama/film/acara TV Korea, yang di perankan Song Joong-Ki saya merasa menjadi bagian dari cerita tersebut					
7.	Saya sangat mengidolakan Song Joong-Ki hingga merasa sudah berteman lama					
8.	Saya bertekad suatu saat nanti bisa bertemu dengan Song Joong-Ki secara langsung.					
9.	Saya senang ketika mendengarkan suara Song Joong-Ki meskipun melalui handpone					

NO	Pernyataan Keterlibatan Penonton	STS	TS	N	S	SS
10.	Saya mengatur jadwal mingguan saya untuk menonton drama/film/acara TV Korea yang di perankan oleh Song Joong-Ki agar saya mengetahui lebih banyak tentang Song Joong-Ki					
11.	Saat saya menonton drama/film/acara TV Korea Song Joong-Ki saya merasa bahwa Song Joong-Ki menemani saya					
12.	Saya merasa bahwa drama/film/acara TV Korea yang di perankan oleh Song Joong-Ki menggambarkan					
13.	Pelajaran dan praktik kehidupan nyata yang dapat saya hubungkan dengan diri saya secara pribadi					
14.	Saya merasa bahwa drama/film/acara TV Korea menyajikan hal- hal yang terjadi di kehidupan nyata					

15	Drama/film/acara TV Korea seperti memahami dengan jelas dan mencakup jenis masalah yang ingin saya ketahui lebih banyak.					
NO	Pernyataan Variabel Pemujaan Selebriti	STS	TS	N	S	SS
1.	Saya sering mendiskusikan apayang dimiliki oeh Song Joong-Ki, hingga pembahasan tersebut selesai.					
2.	Salah satu alasan utama saya mengagumi Song Joong-Ki, karena hal tersebut bisa menjadikan pelarian sementara dari masalah hidup.					
4	Saya menikmati ketika menonton, membaca, atau mendengarkan acara Song Joong-Ki karena saat saat tersebut menyenangkan bagi saya					
5	Saya suka berdiskusi dengan orang lain yang mengagumi Song Joong-Ki					
6	Mempelajari kisah Song Joong-Ki sangat menyenangkan. Apalagi ketika					

NO	Pernyataan Variabel Pemujaan Selebriti	STS	TS	N	S	SS
	mempelajarinya bersama dengan orang yang mengidolakan Song Joong-Ki					
7.	Saat saya sedang berkumpul dengan banyak orang saya suka menonton dan mendengar tentang Song Joong-Ki					
8.	Jika saya bertemu langsung dengan Song Joong-Ki saya akan menunjukkan bahwa saya penggemar terbesarnya					
9.	Sebagai penggemar Song Joong-Ki saya merasa mempunyai ikatan khusus dengan Song Joong-Ki					
10.	Keberhasilan Song Joong-Ki merupakan kesuksesan bagi saya juga.					
11.	Saya sudah menganggap Song Joong-Ki sebagai kekasih saya.					

12	Saya sering memikirkan tentang Song Joong-Ki, bahkan ketika saya tidak menginginkannya.					
13.	Ketika sesuatu yang buruk terjadi pada Song Joong- Ki, saya merasa hal itu terjadi pada diri saya					
14.	Saya sering merasa terdorong untuk mempelajari kebiasaan pribadi Song Joong-Ki.					
15.	Saya cukup beruntung untuk bertemu Song joong -ki, dan dia meminta bantuan saya untuk melakukan sesuatu yang illegal, saya mungkin akan melakukannya.					
16.	Jika seseorang memberi saya beberapa ribu dolar untuk dihabiskan sesuka saya, saya akan mempertimbangkan untuk membelanjakannya untuk barang pribadi yang pernah digunakan oleh Song Joong-Ki					

NO	Pernyataan Variabel Kesadaran Merek	STS	TS	N	S	SS
1.	Saya mengenali produk Scarlett yang muncul di youtube/Instagram					
2.	Ketika saya sedang memikirkan produk kecantikan, Scarlett adalah salah satu produk Skincare dan bodycare yang muncul di benak saya.					
3.	Saya sangat familiar dengan produk Scarlett.					
4.	Saya mengetahui produk Scarlett sepenuhnya.					

5.	Saya dapat membedakan produk Scarlett dari kategori produk yang sama.					
	Pernyataan Variabel Persepsi Kualitas					
1.	Produk Scarlett menawarkan produk dengan kualitas yang sangat baik					
2.	Produk Scarlett menawarkan produk dengan kualitas yang konsisten.					
3.	Produk Scarlett menawarkan produk yang bagus.					
4.	Produk Scarlett menawarkan produk dengan fitur unggulan					
	Pernyataan Variabel Niat Beli					
1.	Mungkin saya akan mempertimbangkan untuk membeli produk Scarlett					
2.	Pada saat saya membutuhkan produk <i>Skincare</i> dan <i>bodycare</i> , saya akan membeli produk Scarlett					
3.	Saya bersedia merekomendasikan produk Scarlett kepada orang lain					

NO	Pernyataan Variabel Niat Kunjungan	STS	TS	N	S	SS
1.	Mungkin Suatu saat nanti saya akan mengunjungi Korea					
2.	Saya berencana untuk mengunjungi Korea suatu saat nanti					
3.	Saya sangat berharap bisa mengunjungi Korea suatu saat nanti					



Lampiran 2
Kuesioner Asli



Appendix A

Table A1. Measurement items.

Constructs	Measurement Items
Behavioral involvement (Audience involvement)	If my favorite character(s)/actor(s) appeared on some Korean dramas/movies/TV shows, I would watch that program/movie. I found my favorite character(s)/actor(s) in the Korean dramas/movies/TV shows I watched to be attractive. If there was a story about my favorite character(s)/actor(s) in a newspaper, internet, or magazine, I would read it. I felt sad for my favorite character(s)/actor(s) when they made a

	<p>mistake, or when bad things happened to them.</p> <p>I looked forward to watching Korean dramas/movies/TV shows and my favorite character(s)/actor(s) in each episode.</p> <p>I sometimes made remarks to my favorite character(s)/actor(s) while watching Korean dramas/movies/TV shows.</p>
Emotional involvement (Audience involvement)	<p>When watching Korean dramas/movies/TV shows, I felt that I was a part of the story.</p> <p>My favorite character(s)/actor(s) in the Korean dramas/movies/TV shows were like old friends.</p> <p>I was determined to meet my favorite character(s)/actor(s) on Korean dramas/movies/TV shows in person.</p> <p>I liked hearing the voice of my favorite character(s)/actor(s) in my home.</p> <p>I arranged my daily/weekly schedule around Korean dramas/movies/TV shows so as to have a regular relationship with them.</p>

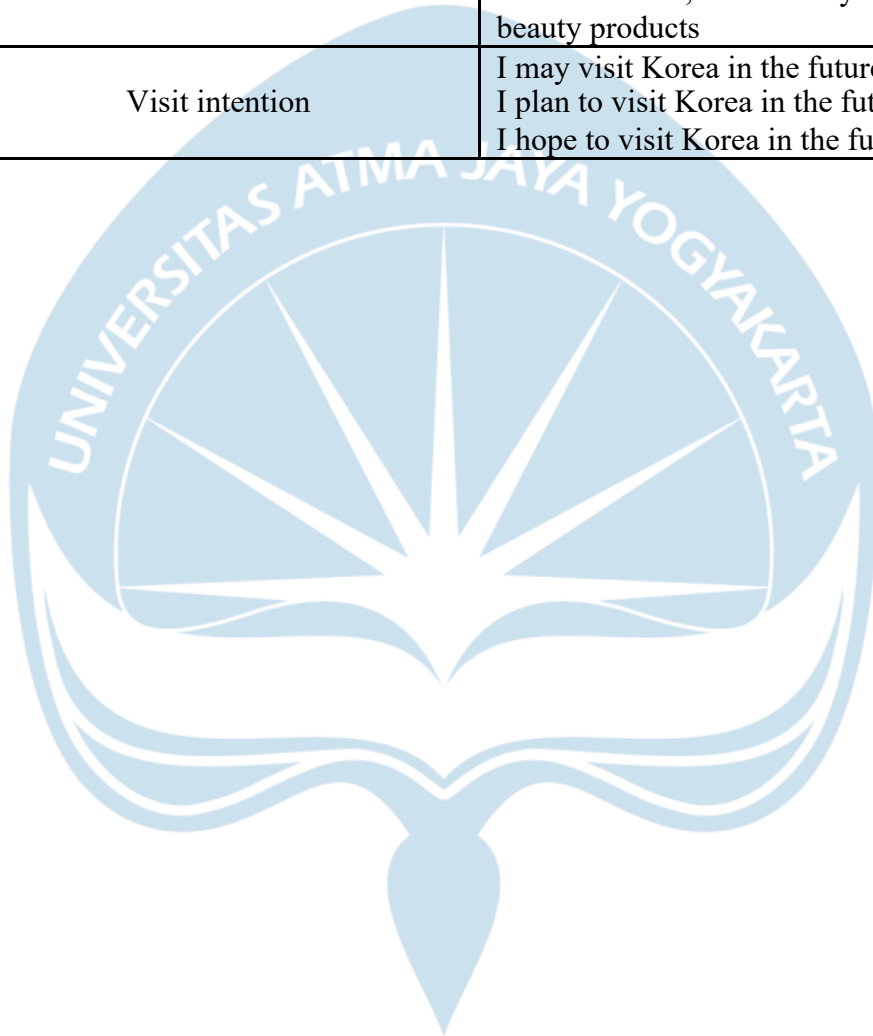
Constructs	Measurement Items
Emotional involvement (Audience involvement)	I felt that the Korean dramas/movies/TV shows and my favorite character(s)/actor(s) kept me company.
Referential reflection (Audience involvement)	<p>I felt that Korean dramas/movies/TV shows portrayed real-life lessons and practices that I could personally relate to.</p> <p>I felt that Korean dramas/movies/TV shows presented things as they really are in life. Korean dramas/movies/TV shows seemed to understand and cover the kinds of issues that I wanted to know more about</p>
	My friends and I like to discuss what my favorite Korean celebrity has done.

<p>Entertainment–social (Celebrity worship)</p>	<p>One of the main reasons I maintain an interest in my favorite Korean celebrity is that doing so gives me a temporary escape from life’s problems.</p> <p>I enjoy watching, reading, or listening to my favorite Korean celebrity because it means a good time.</p> <p>I love to talk with others who admire my favorite Korean celebrity.</p> <p>When something bad happens to my favorite Korean celebrity, I feel like it happens to me.</p> <p>Learning the life story of my favorite Korean celebrity is a lot of fun. It is enjoyable just to be with others who like my favorite Korean celebrity.</p> <p>When my favorite Korean celebrity fails or loses at something, I feel like a failure myself. I like watching and hearing about my favorite Korean celebrity when I am in a large group of people. Keeping up with news about my favorite Korean celebrity is an entertaining pastime.</p>
---	--

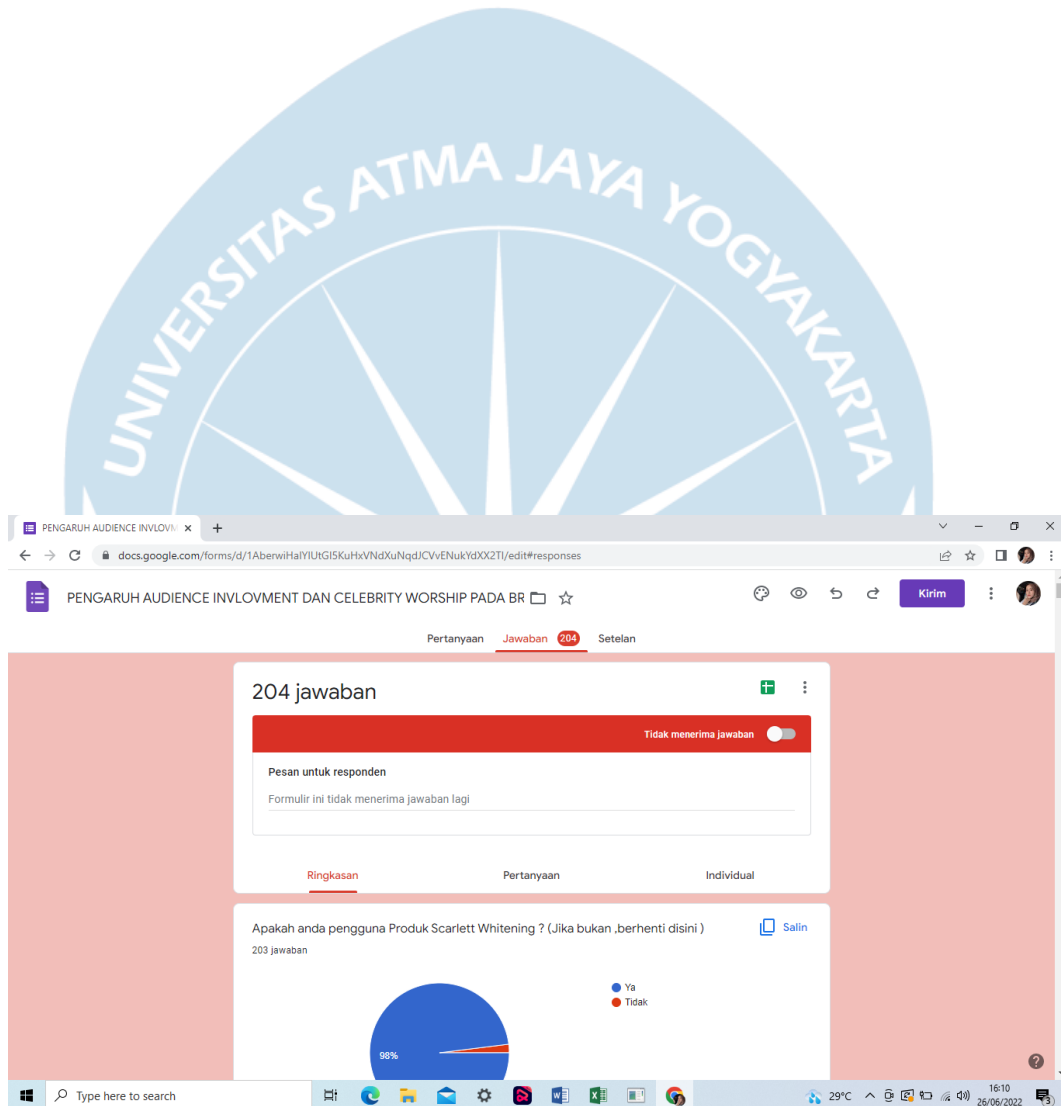
Constructs	Measurement Items
<p>Intense–personal (Celebrity worship)</p>	<p>If I were to meet my favorite Korean celebrity in person, he/she would already somehow know that I am his/her biggest fan.</p> <p>I share with my favorite Korean celebrity a special bond that cannot be described in words.</p> <p>I am obsessed by details of my favorite Korean celebrity’s life.</p> <p>When something good happens to my favorite Korean celebrity I feel like it happens to me.</p> <p>I have pictures and/or souvenirs of my favorite Korean celebrity, which I always keep in exactly the same place.</p>

	<p>The successes of my favorite Korean celebrity are my successes also.</p> <p>I consider my favorite Korean celebrity to be my soulmate.</p> <p>I have frequent thoughts about my favorite Korean celebrity, even when I do not want to.</p> <p>When my favorite Korean celebrity dies (or died) I will feel (or felt) like dying t</p>
Borderline pathological (Celebrity worship)	<p>I often feel compelled to learn the personal habits of my favorite Korean celebrity.</p> <p>If I was lucky enough to meet my favorite Korean celebrity, and he/she asked me to do something illegal as a favor, I would probably do it.</p> <p>If someone gave me several thousand dollars to do with as I please, I would consider spending it on a personal possession once used by my favorite celebrity.</p> <p>Brand awareness I am aware of Korean beauty brands that appear on Korean dramas/movies/TV shows.</p> <p>When I think of beauty product, Korean brands are one of the brands that come to mind. I am very familiar</p>
Constructs	Measurement Items
Borderline pathological (Celebrity worship)	<p>with some beauty product brands from Korea.</p> <p>I know what Korean beauty product brands look like.</p> <p>I can recognize Korean beauty products among other competing brands of the same product category</p>
Perceived product quality	<p>Korean beauty brands offers very good quality products.</p> <p>Korean beauty brands offers products of consistent quality.</p> <p>Korean beauty brands offers very reliable products.</p> <p>Korean beauty brands offers products with excellent features</p>

Purchase intention	<p>I would consider buying Korean beauty products.</p> <p>It is possible that I would buy Korean beauty product.</p> <p>I will purchase Korean brands the next time I need a beauty product.</p> <p>If I am in need, I would buy Korean beauty products</p>
Visit intention	<p>I may visit Korea in the future.</p> <p>I plan to visit Korea in the future.</p> <p>I hope to visit Korea in the future</p>



Lampiran 3
Data Responden dan Jawaban Responden



P P P P

B B B B B E E E E E R R R E E E E E E I I I I I I I I I B B B B B B B P P P P P P P P V V V
 I I I I I I I I I I R R R S S S S S S S P P P P P P P P P P P P A A A A A Q Q Q Q I I I I I I I
 1 2 3 4 5 1 2 3 4 5 6 1 2 3 1 2 3 4 5 6 7 1 2 3 4 5 6 7 8 9 1 2 3 1 2 3 4 5 1 2 3 4 1 2 3 4 1 2 3
 5 5 5 5 5 5 5 5 5 5 5 4 5 4 5
 4 4 5 4 4 4 4 4 4 4 4 4 4 5 4 5 4 4 3 4 4 4 2 2 3 2 2 2 2 2 2 2 2 2 2 2 2 2 3 3 2 2 2 3 3 3 4 4 4
 5 4 5 4 5 5 4 5 4 5 5 4 4 4 5 5 4 4 4 5 5 5 4 5 5 4 4 4 4 4 4 5 5 4 4 4 4 4 4 5 4 5 4 5 5 5
 4 4 4 4 4 4 4 5 4 4 4 4 4 4 5 4 4 4 4 4 4 5 4 5 5 5 4 3 4 5 5 4 5 1 4 1 2 3 5 5 5 5 4 4 5 5 5 5
 4 5 4 5 4 4 3 5 5 4 4 5 5 4 4 4 4 5 5 4 4 4 4 3 5 4 3 4 5 4 5 4 4 3 4 2 4 4 5 5 5 5 5 5 5 5 5
 5 5 4 4 4 4 4 4 4 4 4 4 4 4 3 5 5 4 4 3 4 3 3 4 5 5 4 3 4 5 5 4 4 2 4 3 3 2 5 5 5 5 5 4 5 5 5 3
 4 4 4 4 4 4 4 4 4 4 4 4 4 5 4
 5 5 5 5 5 5 5 5 5 4 4 4 3 5
 5 5 4 4 5 5 5 5 5 4 5 5 5 4 5 3 5 5 4 4 4 5 5 3 5 5 4 5 5 3 4 4 5 5 4 5 5 3 5 5 5 5 5 4 5 5 5
 4 4 3 4 4 4 4 4 4 4 4 4 5 5 4 4 5 5 5 5 5 5 5 5 4 4 4 4 3 4 3 4 4 4 4 4 3 4 3 5 5 5 5 5 4 5 5
 5 5 4 4 3 5 4 3 5 5 3 4 5 4 5 5 4 5 5 5 5 5 3 2 2 3 2 2 1 1 1 1 1 2 2 2 1 1 1 5 5 5 5 5 5 5 4 4 5
 4 4 5 5 4 5 4 3 5 4 4 4 4 4 5 4 4 3 4 3 3 2 2 2 3 2 2 2 2 2 2 1 1 2 2 2 2 2 4 4 3 3 4 5 4 3 3 3 4
 5 5 5 5 5 5 5 5 5 4 5 4 5
 5 5 4 5 5 5 5 5 3 4 4 4 4 3 5 5 5 4 4 3 4 5 3 4 4 3 3 3 3 3 2 4 4 3 3 3 3 3 5 4 4 4 5 4 3 5 5 5
 4 4 5 4 4 4 4 3 4 4 5 4 5 5 4 4 4 3 5 5 2 1 1 1 2 1 1 1 1 1 1 1 2 1 1 1 1 5 5 5 5 4 4 3 4 3 1 3
 5 5 4 5 5 5 3 4 4 3 4 4 5 4 4 4 4 4 5 4 4 4 3 4 4 4 3 3 5 5 4 5 4 3 3 3 2 2 4 4 4 4 4 4 4 4 5 5
 5 5 3 3 5 5 4 4 4 4 5 4 4 4 4 5 5 4 5 5 4 4 3 2 4 3 2 2 1 1 1 1 1 1 1 1 1 1 4 4 4 4 4 5 3 3 2 2
 5 5 5 5 3 4 3 5 5 3 3 4 4 5 3 4 4 5 5 4 2 4 2 1 1 2 3 4 2 2 2 1 2 2 3 4 2 2 5 5 5 5 5 4 5 5 5 5
 4 4 4 3 4 4 4 4 5 5 4 4 3 5
 5 5 5 4 3 5 4 3 4 5 4 4 4 4 4 5 4 4 4 4 5 4 3 4 3 3 3 3 3 3 2 1 2 3 3 3 3 3 4 4 4 3 4 5 4 4 5 5
 5 4 4 4 3 3 4 5 4 3 4 5 4 5 2 2 2 1 1 1 1 3 2 2 2 1 1 1 1 1 1 1 1 1 1 1 1 1 5 5 5 5 4 4 5 5 5 5
 2 2 2 2 1 3 2 1 2 2 2 2 2 2 3 2 1 1 1 2 4 1 1 1 1 1 1 1 1 1 1 1 1 1 1 1 1 1 4 4 4 4 4 4 4 4 5 5 5

4 4 4 4 5 4 5 4 5 5 5 4 4 3 4 3 5 4 4 4 5 3 3 2 4 3 3 2 2 3 2 2 3 3 3 2 2 3 3 3 4 3 4 4 4 3 5 5 5
 2 3 3 2 1 3 2 1 3 3 2 2 2 2 4 4 5 5 5 5 4 3 3 3 3 3 3 4 3 3 3 3 3 3 3 4 3 3 3 3 3 3 4 4 3 4 3 3 3
 4 4 4 4 4 4 4 4 4 4 4 5 4 5 4 4 3 4 3 5 4 4 4 4 4 4 4 4 4 4 4 4 4 4 4 4 5 5 5 5 5 5 5 5 5 5 5 5
 2 2 2 2 2 3 3 3 2 1 3 4 4 4 4 4 4 5 4 4 4 3 3 3 4 2 3 2 3 3 2 1 2 2 3 2 3 3 4 4 4 4 4 4 3 4 5 5 5
 5 5 5 5 5 5 3 4 5 4 4 4 4 5 5 3 5 5 5 5 5 5 3 4 3 1 4 5 3 2 3 3 3 1 4 5 3 2 4 4 4 4 5 5 5 5 5 5
 5 5 5 5 5 3 4 5 5 5 3 5 4 3 4 4 5 5 5 4 5 5 3 5 4 4 4 3 3 3 3 2 2 4 4 3 3 3 4 5 5 4 4 4 5 5 5 5
 5 5 5 5 5 3 4 5 5 5 4 5 4 4 5 5 5 5 5 5 3 4 1 5 3 3 5 1 4 3 4 5 3 3 5 1 4 4 4 4 4 4 4 5 5 5 5
 4 4 4 4 4 3 4 4 4 4 3 4 4 4 3 4 4 4 3 4 3 4 3 3 3 3 4 3 3 3 3 3 1 3 3 3 3 3 3 4 4 4 4 4 4 4 3 3 4
 4 4 4 3 4 4 4 4 5 3 4 3 4 4 5 5 4 4 4 3 4 3 2 4 3 4 3 3 3 3 3 3 3 4 3 3 3 4 4 4 4 4 4 5 5 5 5
 3 4 4 3 3 3 5 4 5 4 3 4 4 4 4 4 3 4 3 4 4 2 2 2 2 2 2 2 2 2 2 2 2 2 2 2 2 5 5 5 5 5 5 5 5 5 5
 5 5 4 4 4 5 4 5 4 3 5 4 5 4 4 5 5 4 5 5 5 5 5 5 5 5 5 5
 4 4 5 3 3 3 5 5 3 5 3 4 4 5 5 5 4 4 4 3 4 3 2 3 2 3 3 2 1 2 1 1 3 3 3 2 1 2 4 3 3 3 4 4 3 3 5 5 5
 5 4 4 4 4 3 4 4 3 3 4 4 3 4 4 4 5 4 4 4 3 3 3 2 2 3 2 4 3 4 4 1 4 3 2 4 3 4 4 4 4 5 4 4 5 5 4 4 4
 5 5 4 5 5 5 5 5 4 5 4 4 3 3 5 4 4 4 4 4 5 5 5 4 5 5 5 5 5 5 5 5 4 5 5 5 5 5 5 5 5 5 5 5 5 5 5
 5 5 5 4 5 5 5 4 4 5 5 4 3 4 4 4 3 5 4 5 5 2 2 2 2 2 2 1 2 1 1 2 1 2 2 1 2 1 5 5 5 5 4 5 5 5 4 5
 4 5 5 4 4 4 4 5 3 4 3 4 4 3 5 4 4 3 4 4 4 4 1 1 1 1 2 4 3 2 3 1 2 1 2 4 3 2 5 4 5 5 5 5 4 5 5 5
 5 4 4 5 3 3 4 5 5 4 4 5 5 4 4 3 5 4 5 3 5 2 2 3 3 1 2 1 1 1 2 1 3 1 2 1 1 1 4 4 5 4 5 4 5 5 5 5
 5 5 4 5 5 3 3 5 5 4 4 4 5 4 4 4 4 4 4 4 5 4 4 3 3 3 4 3 3 3 3 4 5 4 4 3 3 3 3 5 5 5 4 5 5 4 5 5 5
 1 2 1 2 2 3 2 3 2 1 2 2 2 2 2 1 2 2 1 2 1 2 2 1 2 1 2 1 1 1 2 1 1 1 2 1 1 1 3 3 3 3 4 5 4 4 5 5 5
 5 5 5 4 5 4 4 5 5 4 4 5 4 4 5 4 5 5 4 4 5 5 4 5 5 4 4 4 4 4 2 3 5 4 4 4 4 4 4 4 4 4 4 4 4 5 5 5
 4 5 5 5 5 5 5 4 5 4 4 5 4 5 4 4 4 5 3 4 5 4 4 3 4 5 4 3 4 5 4 3 4 5 4 3 4 5 4 4 5 4 4 4 4 4 5 4
 5 5 5 4 5 5 4 5 5 4 5 5 4 5 4 5 5 3 5 5 3 5 4 3 5 3 5 4 3 3 3 2 4 3 5 4 3 3 5 5 5 5 5 4 5 5 5 5
 5 5 4 4 4 5 3 3 4 3 3 4 5 4 3 4 4 4 3 4 4 4 3 2 4 1 3 1 2 2 2 1 1 1 3 1 2 2 5 5 5 5 5 5 5 5 5 5
 5 5 5 4 4 4 5 5 5 4 4 4 5 4 4 5 5 4 5 3 5 5 5 5 5 5 5 5 5 4 4 3 4 3 4 5 5 4 4 3 5 5 5 5 5 4 5 5
 4 4 5 4 4 5 5 4 4 5 5 5 3 5 3 4 5 5 4 5 5 4 5 4 5 4 5 5 5 5 5 5 5 4 5 5 5 5 4 5 4 5 4 4 5 5 4 5
 5 5 5 5 4 5 5 5 5 5 4 4 3 5 4 5 5 5 5 5

5 5 5 5 4 4 5 5 5 4 4 4 4 5 5 5 5 4 5 4 5 5 4 4 4 4 4 3 4 3 4 4 4 4 4 3 4 3 5 5 5 5 4 3 5 5 5 5 5
4 4 4 5 3 3 4 4 4 4 4 5 4 3 3 3 3 3 4 3 3 5 5 5
4 4 5 4 4 5 5 5 5 4 4 5 5 5 5 3 4 5 3 5 3 2 2 2 2 2 2 2 2 2 2 3 3 3 2 2 2 2 2 4 4 4 4 4 4 4 4 4 4 4 4
5 5 5 5 5 5 5 5 5 5 5 4 4 4 3 5 5 5 5 3 5 5 5 3 5 2 5 5 4 5 3 1 1 2 5 5 4 5 5 5 5 5 3 5 5 5 5 5 5
2 2 2 1 1 3 2 2 3 4 4 4 5 5 5 4 4 5 5 5 5 1 4 4 4 4 5 5 4 4 4 4
5 5 5 5 5 4 4 5 5 4 4 4 4 5 4 5 5 5 5 5 5 5 5 5 5 5 5 4 4 5 5 4 4 5 5 4 4 5 5 5 5 5 4 4 5 5 5 4 5
5 5 5 5 5 5 5 5 5 5 5 4 4 3 5 5 5 5 5 5 5 5 5 5 5 5 5 5 5 5 5 5 2 5 5 5 5 5 5 5 5 5 5 5 5 5 4 5 5 5 5
2 3 2 1 2 2 2 2 3 2 2 2 2 2 2 3 2 2 2 1 2 2 2 2 2 3 1 2 2 2 2 2 3 1 2 2 4 4 4 4 4 4 4 5 5 5 5
2 1 2 2 2 2 1 2 3 1 2 4 4 2 4 4 5 5 3 4 4 4 5 5 5 4 4 4 5 5 5 5 5 5 5 5 4 4 4 5 5 5 4 5 5 5 4 4
5 5 5 5 4 5 5 4 4 4 4 5 4 5 4 5 4 4 4 4 4 2 1 1 2 1 2 1 1 1 2 1 2 1 2 1 1 1 4 4 4 4 4 4 4 4 4 4 4
5 5 4 4 4 4 3 5 4 5 3 4 5 4 4 4 5 4 4 5 3 4 2 2 3 3 2 1 1 2 2 4 2 3 2 1 1 2 5 4 5 5 5 5 4 3 5 5 5
4 4 3 4 4 4 3 3 3 3 3 5 5 5 4 4 4 3 4 4 3 3 3 3 3 2 3 2 2 3 2 3 2 2 3 2 2 3 5 5 5 5 3 4 4 5 5 5 5
4 5 4 5 4 4 3 5 4 4 3 5 5 4 4 4 4 5 5 4 5
3 4 4 4 4 4 5 4 3 4 4 4 5 4 2 2 2
5 5 5 5 5 5 3 5 5 5 5 4 5 4 4 5 4 4 4 3 4 4 3 4 4 4 4 4 4 4 3 3 3 1 1 4 4 4 3 3 4 5 5 5 4 4 4 4 4 5
4 4 4 5 5 5 5 5 5 5 5 5 5 2 2 1 1 2 2 2 5
5 4 4 4 4 5 5 4 3 5 5 4 4 5 4 2 2 4 4 4 5 4 4 4 4 2 3 1 1 2 3 2 3 2 3 1 1 2 5 5 5 5 4 4 5 5 4 3 3
5 5 4 4 5 4 3 4 4 5 4 4 4 5 3 4 4 4 4 4 4 4 5 4 5 2 3 2 2 3 2 1 2 2 3 2 2 3 4 4 4 4 4 4 4 4 4 5 5 5
5 5 5 5 5 5 5 5 5 5 4 5
4 5 4 4 5 5 4 5 5 4 4 4 5 4 5 3 5 3 5 4 3 5 4 3 5 3 5 4 4 3 4 3 4 3 4 3 4 3 4 3 5 4 4 3 5 5 3 5 4 4 5 4 5 5
5 5 4 4 5 5 4 5 5 5 5 5 3 4 5 4 4 5 4 4 4 2 2 1 1 1 4 1 2 2 5 5 5 1 4 1 2 2 5 5 5 5 5 4 5 5 5 5 5
4 4 4 4 4 5 4 4 4 4 5 4 4 5 3 4 4 4 4 3 3 5 5 4 3 4 3 3 3 4 4 2 3 4 3 3 3 4 4 4 4 3 4 4 4 4 5 5 5
2 1 2 2 2 3 2 2 1 2 3 1 1 1 1 2 2 3 2 1 3 2 2 2 2 1 1 1 1 1 2 2 2 1 1 1 1 1 4 4 4 4 4 4 4 5 4 3 3
4 4 4 4 4 4 3 5 3 3 5 3 5 5 4 4 3 4 4 3 3 4 2 1 3 1 3 2 2 2 2 1 1 1 3 2 2 2 4 4 4 4 4 5 4 4 5 5 5
4 5 4 4 3 5 4 5 4 4 4 4 5 4 4 5 5 5 4 4 3 2 2 2 2 2 2 2 2 2 2 1 1 1 2 2 2 2 2 3 3 3 3 3 5 3 3 4 4 4
5 4 5 4 3 3 5 5 5 5 4 4 5 4 4 4 4 4 4 4 4 2 2 2 2 2 1 2 3 1 1 1 1 2 1 2 3 1 4 4 4 4 4 4 4 4 5 5 5

4 3 4 5 5 5 5 5 5 5 4 4 4 5 4 4 4 4 4 2 1 2 2 1 2 1 1 1 1 1 1 1 1 1 2 1 1 1 5 5 5 5 5 4 5 5 3 3 3
2 1 2 2 2 3 3 3 2 2 1 2 2 2 2 3 4 4 4 5 5 2 4 4 4 3 4 4 4 4 3 3 5 3 4 4 4 4 5 5 5 5 5 4 5 5 5 5
5 5 4 4 4 4 3 4 4 5 4 4 4 5 5 4 5 3 4 3 3 5 4 4 4 3 4 3 4 3 4 4 5 3 4 3 4 3 5 5 4 3 4 5 5 5 4 5 4
4 4 4 3 4 2 2 2 2 1 2 2 2 2 4 4 4 4 4 4 4 1 3 3 3 3 3 5 3 3 3 3 3
1 2 1 1 2 3 2 1 2 2 2 2 1 1 5 5 5 5 5 5 5 1 3 3 4 4 3 4 3 4 5 5 5
4 5 5 4 4 5 4 4 4 3 5 4 4 5 4 5 4 4 5 5 5 4 3 4 5 5 4 5 5 5 5 4 5 5 4 5 5 5 5 5 5 5 5 5 5 5 5 3 4 4
5 5 4 4 4 4 3 5 4 4 3 3 4 5 3 5 4 5 5 3 3 5 3 5 3 4 3 2 2 2 3 4 4 4 3 2 2 2 5 5 5 5 4 5 5 5 5 5 5
5 4 5 5 5 5 5 5 5 5 4 4 4 4 5 4 4 5 5 5 5 5 4 4 3 2 4 5 5 5 5 4 4 3 4 4 4 4 4 4 4 4 4 4 4 4 4 3 4 4 4
5 4 5 4 5 5 4 4 4 5 5 3 4 4 4 4 5 5 3 4 3 4 3 2 1 2 4 3 1 2 3 3 2 2 4 3 2 2 5 5 4 4 5 4 3 5 5 5 5
1 1 1 1 1 2 1 3 2 2 4 4 4 3 5 5 5 5 5 5 5 1 1 1 1 1 1 1 1 2 1 1 1 1 1 1 1 1 2 1 3 3 3 3 4 4 4 3 5 5 5
2 1 3 2 2 4 3 3 3 2 1 2 2 1 3 3 3 4 3 3 3 3 3 4 3 2 3 2 4 2 4 3 3 2 3 2 4 2 5 5 4 4 4 5 4 3 5 4 4
3 4 4 4 4 5 5 4 5 5 5 4 5 5 4 4 4 3 4 4 3 3 4 3 5 4 2 4 2 4 2 2 4 4 2 4 2 4 4 4 4 4 4 4 3 3 4 2 5 4
4 5 5 2 4 4 4 5 5 4 4 3 4 4 4 5 5 4 4 3 5 4 4 3 5 5 4 2 4 4 2 3 2 5 4 2 4 4 4 5 5 4 3 4 5 4 2 4 4
4 4 4 5 3 5 4 4 3 5 4 3 4 5 4 4 5 4 4 4 5 2 4 3 5 5 4 3 2 4 2 4 2 5 4 3 2 4 4 5 4 4 4 5 5 4 5 2 4
5 5 4 2 4 4 3 5 5 4 4 4 4 5 5 3 4 4 4 4 2 4 4 2 5 4 4 5 5 4 2 2 5 4 4 5 5 4 3 5 4 5 4 4 5 4 2 4
4 4 3 5 4 4 3 5 5 5 4 4 4 4 4 4 4 4 5 4 5 4 4 3 4 2 3 5 5 2 3 2 4 2 3 5 5 4 4 4 3 4 4 5 3 2 4 4
5 5 4 4 2 4 4 4 3 4 5 4 4 4 4 5 5 4 3 4 4 5 4 4 3 4 2 5 4 4 2 2 3 4 2 5 4 4 5 4 4 4 5 4 4 4 5 4 4
4 5 5 4 4 4 5 5 4 5 4 5 5 5 5 4 4 5 4 4 4 4 5 5 2 5 4 2 5 4 2 4 2 5 4 2 5 4 5 5 4 4 4 5 4 4 4 3 5
5 5 4 3 5 5 4 5 5 4 5 5 5 4 4 5 5 4 4 4 3 4 2 5 4 2 5 5 3 4 3 2 2 2 5 5 3 4 4 4 3 4 4 5 4 4 4 3 3
4 5 5 3 4 5 5 4 4 5 4 5 5 4 4 4 4 5 4 3 4 4 5 5 4 2 4 4 3 2 2 2 3 2 4 4 3 2 3 4 4 4 3 4 4 4 2 3 4
5 4 4 2 3 5 5 4 4 5 4 5 5 5 5 4 4 4 3 3 4 5 5 4 1 4 2 2 5 4 2 3 2 4 2 2 5 4 5 5 4 4 4 3 4 4 4 4 3
5 5 2 3 4 5 5 4 5 3 3 4 5 4 5 4 4 3 4 4 4 5 5 2 4 4 3 4 2 5 2 2 4 4 3 4 2 5 5 5 4 4 4 4 3 5 4 2 4
5 3 2 5 4 4 5 3 4 3 5 5 5 5 4 4 2 4 4 5 4 3 5 5 2 4 4 4 3 4 2 4 2 4 4 4 3 4 5 4 3 5 4 4 4 3 4 5 5
5 2 4 5 4 5 5 5 3 4 4 4 5 5 5 5 4 4 3 4 5 4 3 4 4 2 5 5 4 3 4 2 2 2 5 5 4 3 4 5 3 3 4 3 4 4 2 3 4
4 4 4 4 5 4 5 5 4 3 5 5 5 4 4 5 4 4 4 4 4 2 4 4 3 5 3 4 2 5 4 2 2 5 3 4 2 5 5 5 4 4 4 4 4 5 4 3 4
2 2 1 2 4 5 4 4 5 4 4 5 5 4 5 4 4 4 4 3 5 4 3 4 5 2 5 4 4 3 3 2 2 2 5 4 4 3 4 4 4 4 5 3 5 4 4 3 4

4 5 5 2 4 5 5 5 4 4 3 4 5 4 4 4 4 4 3 5 5 3 4 5 5 5 2 4 4 3 2 2 5 5 2 4 4 3 5 5 4 5 4 4 5 4 4 4 5
4 4 5 4 3 4 5 4 3 5 4 5 5 4 4 5 3 4 4 5 4 4 2 4 3 5 5 4 3 4 2 4 2 5 5 4 3 4 4 4 5 4 4 4 4 5 5 4 3
5 5 2 3 4 5 4 5 4 3 4 5 4 3 4 4 4 3 5 4 4 4 5 5 2 4 3 2 4 4 4 2 2 4 3 2 4 4 4 4 4 4 5 4 4 5 4 2 5
2 2 2 1 3 2 3 2 2 1 2 5 4 2 5 3 5 5 4 4 4 4 2 4 3 5 3 2 4 5 3 2 2 5 3 2 4 5 4 4 4 3 5 4 4 3 4 4 5
4 5 5 3 4 4 5 5 4 5 5 5 3 2 4 5 5 4 3 4 4 5 5 4 2 3 4 4 2 4 2 2 4 3 4 4 2 4 4 5 5 4 2 3 4 3 5 5 4
4 4 5 5 3 5 5 5 4 3 4 5 4 5 5 3 4 5 4 4 3 5 5 4 4 3 2 5 5 3 2 2 5 3 2 5 5 3 4 5 5 4 4 4 4 5 4 4 3
4 4 4 4 5 4 5 4 4 4 5 4 5 4 4 5 5 3 4 3 4 5 5 4 2 4 3 5 5 2 4 2 2 4 3 5 5 2 4 4 4 3 5 5 4 3 3 4 4
5 5 4 4 3 5 5 4 4 3 5 4 4 4 3 4 4 4 5 4 5 5 4 4 4 3 3 5 5 2 2 5 4 4 5 2 2 5 2 5 4 4 5 4 4 4 5 4 4 4
5 5 4 4 3 5 5 5 4 4 3 4 4 5 4 5 5 4 4 4 3 3 5 5 2 2 5 4 4 5 2 2 5 2 5 4 4 5 4 4 4 5 4 4 4 3 2 4 4
4 4 5 4 4 4 5 4 4 3 5 5 4 4 4 5 4 4 5 4 3 5 5 4 2 4 2 2 5 5 4 2 2 4 2 2 5 5 5 5 3 4 4 4 3 5 4 4 5
5 4 5 4 4 4 4 5 4 4 5 4 4 5 5 4 4 4 4 3 5 4 2 5 4 4 2 4 4 2 2 5 4 2 4 4 2 4 5 5 4 4 5 5 4 4 2 5
5 5 5 4 5 2 5 5 5 4 3 5 4 4 5 5 4 3 4 4 4 5 5 4 4 4 5 2 4 4 5 2 2 4 5 2 4 4 5 4 4 4 5 5 5 5 3 4 4
5 4 4 3 5 5 4 4 3 5 5 5 2 3 5 4 4 4 5 4 4 4 5 5 2 3 3 5 4 4 2 4 2 3 3 5 4 4 4 4 5 4 4 5 4 5 5 4 4
4 3 4 4 2 5 5 4 4 3 5 5 5 3 3 5 5 4 4 4 4 4 3 4 4 3 5 5 4 2 4 2 2 3 5 5 4 2 4 5 5 4 3 4 4 4 4 3 5
5 5 2 4 4 5 4 4 5 5 5 4 5 4 5 5 3 4 5 4 4 5 5 5 4 4 3 5 5 2 2 4 2 4 3 5 5 2 5 4 4 4 4 4 4 4 4 3 5
4 3 4 4 2 5 5 3 4 5 5 5 5 4 4 3 5 5 4 3 4 4 4 4 5 5 4 4 2 5 4 2 2 5 4 4 2 5 5 4 5 3 5 4 4 3 4 4 5
5 5 4 2 4 4 4 5 4 5 5 4 5 4 4 4 5 5 4 3 4 4 2 4 4 2 4 5 4 4 2 2 4 2 4 5 4 4 5 5 4 4 4 5 5 4 4 3 5
5 4 5 4 4 5 4 4 5 4 4 5 4 4 4 4 4 5 3 4 4 3 4 4 2 5 4 4 2 4 4 2 2 5 4 4 2 4 5 4 4 4 4 5 5 4 4 2 4
5 4 4 4 3 4 5 5 4 5 5 5 4 5 4 4 5 5 4 3 4 2 4 4 3 5 4 4 2 4 2 2 5 5 4 4 2 4 5 5 4 5 4 4 4 3 4 5 5
4 5 5 5 4 4 5 5 5 4 4 4 3 4 4 4 5 5 2 4 4 2 4 4 3 5 5 4 4 3 2 2 5 5 5 4 4 3 5 4 4 4 3 5 5 4 5 5 4
5 4 5 4 5 4 5 4 4 5 5 4 4 4 5 5 4 5 4 4 5 5 4 5 5 5 4 5 4 4 3 3 5 5 2 5 4 4 4 5 4 4 5 5 5 5 5 4 5
2 2 2 1 1 1 2 1 2 2 3 5 2 2 5 4 5 4 4 5 3 5 4 5 4 4 3 5 5 4 4 3 4 4 1 5 5 4 5 4 4 5 5 4 4 5 5 5 4
4 3 5 4 4 5 5 4 4 4 5 4 5 4 4 5 3 4 5 4 4 3 4 5 4 5 4 4 3 5 3 2 2 5 4 4 1 5 4 5 5 4 4 4 5 4 2 5 5
4 4 5 5 4 4 4 5 4 4 5 4 5 4 5 4 4 4 5 5 4 3 4 4 3 5 4 3 1 3 2 2 3 5 4 4 1 5 5 4 5 4 4 4 4 4 5 4 5
4 4 5 4 4 5 4 4 4 5 4 4 5 4 5 5 5 5 5 5 5 4 5 4 5 5 4 5 4 5 4 3 4 5 1 5 4 5 5 4 5 5 5 5 5 5 5 4 4
5 5 5 5 4 5 5 4 5 5 4 4 5 4 5 4 4 5 5 5 4 5 5 4 3 5 4 5 5 4 4 5 4 5 4 1 5 4 5 4 5 4 5 4 4 4 5 5 5

5 4 4 5 4 4 5 5 5 5 4 4 4 5 5 4 5 4 5 4 5 4 5 4 5 4 5 4 5 5 4 5 4 5 5 4 5 5 4 5 5 4 5 3 5 4 4 5 5
3 5 4 5 4 5 4 4 5 4 5 4 5 5 4 4 5 4 4 5 5 4 5 5 5 4 5 5 4 4 5 4 5 4 2 5 4 4 4 4 5 5 5 5 5 5 4 5
5 4 4 4 5 5 4 4 5 4 5 4 3 5 4 5 4 5 5 5 5 4 3 5 5 5 5 5 4 5 4 5 4 2 5 5 4 2 5 4 5 5 4 4 4 4 5 4 5
4 4 5 4 5 4 5 5 4 5 4 3 4 5 5 5 5 5 4 4 5 5 4 5 5 4 5 4 4 5 4 4 5 1 5 4 4 5 5 4 4 5 5 4 5 4 5 5 4
5 4 4 5 4 5 4 5 5 4 5 5 5 5 2 1 2 2 3 1 2 2 3 3 2 2 3 2 1 1 2 1 1 5 4 4 1 5 5 5 4 1 5 5 4 5 5 5 4
5 3 4 4 3 5 4 4 4 5 4 5 5 4 4 5 4 5 4 4 5 4 3 5 4 4 5 4 5 5 5 4 4 4 5 2 5 5 4 4 1 5 4 5 5 4 5 4 5
5 4 5 4 4 4 5 5 5 4 4 5 4 3 5 4 5 4 5 5 5 5 3 4 4 5 4 4 3 4 5 3 4 5 4 4 1 4 5 4 5 5 4 4 5 4 4 5 4
5 4 4 5 5 5 5 5 4 4 5 5 4 3 4 5 5 4 4 3 5 5 4 5 4 4 5 5 4 5 5 4 4 4 1 5 4 5 5 4 4 4 4 5 4 5 2 5
5 5 5 5 2 4 4 5 5 5 4 5 4 5 5 4 5 4 5 5 4 5 4 5 5 4 4 5 4 3 5 5 5 4 4 5 2 5 5 2 5 4 4 4 5 4 5 4 5
4 5 5 4 4 5 5 5 4 4 5 4 4 3 4 5 5 5 4 4 5 5 4 5 4 5 4 5 4 5 4 5 4 5 5 4 5 4 5 5 5 4 4 4 5 4 5 5 4
4 4 5 4 5 4 5 4 4 5 4 5 4 5 4 5 5 5 5 4 4 5 4 4 4 5 4 5 5 4 4 4 5 5 4 5 5 4 5 4 5 4 5 4 4 5 5 4 5
5 4 5 4 4 4 4 5 4 5 5 4 4 3 4 5 5 4 4 5 5 4 4 5 5 5 5 5 4 5 4 4 5 5 5 5 4 5 5 4 4 5 5 5 4 5 4 5
5 4 5 4 4 5 4 5 4 5 4 5 5 4 5 4 5 5 4 5 4 3 4 5 4 5 5 5 4 5 4 4 5 5 5 5 4 5 5 5 5 4 4 5 4 5 4 5 4
5 4 5 4 4 5 4 5 5 4 5 5 3 5 4 5 4 3 4 5 4 4 4 5 5 1 1 5 5 5 5 4 4 1 1 5 5 5 5 4 5 4 4 3 5 5 4 5 4
4 5 5 4 1 4 5 5 4 4 4 4 5 5 4 5 5 4 5 4 5 5 4 4 5 5 4 5 5 4 5 4 2 5 4 5 5 4 5 5 4 5 5 4 4 5 5 4 5
4 5 5 4 4 4 5 5 4 4 5 4 5 5 5 4 5 4 4 5 4 5 4 4 5 5 4 4 5 4 5 4 5 5 4 4 5 4 5 4 5 5 5 5 4 5 5 4
5 5 5 5 4 4 4 5 4 5 4 4 3 4 5 4 5 5 5 4 5 4 5 5 4 5 5 4 5 5 4 5 4 4 5 4 5 5 4 5 4 4 5 5 2 4 4 5
4 5 5 4 4 5 4 5 4 4 5 4 5 5 5 4 5 4 4 5 4 4 5 4 4 5 5 4 5 4 4 5 4 5 4 5 5 4 4 5 4 4 5 5 4 4 4 5 5
4 5 5 4 4 5 5 5 4 4 4 4 5 4 3 4 5 3 4 4 4 4 5 5 4 5 4 5 4 4 4 5 4 1 4 5 4 4 4 5 5 4 5 4 4 4 5 4
4 5 5 4 1 5 4 4 5 5 4 5 4 5 5 4 4 5 5 4 4 5 4 5 4 4 5 4 5 4 5 4 5 4 5 4 5 4 5 4 5 5 4 5 4 4 4 5
2 2 2 1 2 5 5 5 4 4 5 5 4 4 5 4 5 4 5 5 4 4 5 5 4 5 5 4 5 5 4 5 5 4 5 5 5 4 5 5 5 5 4 4 5 5 4 4 5 4
4 5 4 4 4 4 5 5 4 4 5 3 5 4 4 4 5 4 5 4 5 4 5 5 4 4 5 4 4 5 4 5 4 4 5 4 4 5 4 5 4 5 4 4 5 5 5 5 4
2 1 2 3 4 4 5 4 5 5 4 5 4 5 5 5 5 4 4 5 4 4 5 5 4 5 4 5 4 4 4 4 5 5 4 5 4 4 4 4 5 5 5 3 4 5 5 4 4
1 2 2 1 4 5 4 4 5 4 5 4 4 5 5 3 4 5 4 5 4 5 4 5 4 5 5 4 5 5 4 4 5 5 4 4 5 4 5 5 4 4 5 5 4 4 4 5
4 5 5 4 4 4 4 5 5 5 4 3 4 3 4 5 5 4 4 5 4 5 4 1 5 5 5 2 4 5 4 5 4 5 5 2 4 5 5 5 4 5 4 5 5 4 5 4 5
4 5 4 4 4 4 5 4 5 4 5 4 4 5 5 4 3 2 4 3 2 3 2 1 1 1 1 3 4 3 3 5 5 5 4 5 4 5 5 4 5 4 5 5 5 4 4 5 5

4 5 5 4 5 4 4 5 4 5 4 5 4 4 5 4 4 5 5 4 4 4 5 5 4 4 5 4 5 4 4 4 5 4 5 4 5 4 5 4 5 4 5 4 5 4 4 5 4 5
4 5 4 5 4 4 5 5 4 4 5 5 3 3 4 5 4 5 5 4 5 4 5 5 4 5 5 5 4 5 5 4 5 5 5 5 4 5 4 5 5 5 4 3 5 4 4 5 4
4 5 5 5 4 4 4 5 4 5 4 5 5 5 5 5 4 5 4 5 4 4 5 4 4 5 4 5 5 4 4 5 5 5 4 5 5 4 5 4 5 5 4 4 5 4 5 4 5
4 5 5 4 4 4 5 5 4 4 5 3 4 3 4 4 5 4 5 5 5 5 5 4 5 4 5 5 5 4 4 5 4 4 5 5 5 4 5 5 4 5 4 5 5 4 5 5 4 5 5
4 4 5 4 4 4 5 5 4 5 4 4 4 5 4 4 5 5 5 4 5 5 4 4 5 5 5 5 5 4 4 5 5 5 5 5 4 4 5 4 5 5 2 5 5 5 5 4
4 5 4 4 5 4 5 5 5 4 4 4 5 5 4 5 4 4 4 3 4 2 1 2 3 2 1 2 3 1 2 1 2 5 5 4 5 4 4 5 4 5 4 4 5 4 4 5 4
4 5 4 5 4 4 4 5 4 5 4 5 4 5 4 5 5 4 5 4 4 5 4 5 5 4 5 5 4 5 4 4 5 4 4 5 5 4 4 5 5 5 5 5 5





Lampiran 4
Jurnal Acuan

Article

Beauty and Celebrity: Korean Entertainment and Its Impacts on Female Indonesian Viewers' Consumption Intentions

Thalia Metta Halim¹ and Kiattipoom Kiattakwain^{2,*} 

¹ Department of Hospitality and Tourism Management, Sejong University, Seoul 05006, Korea; thaliаметта0@gmail.com

² Tourism Industry Data Analytics Lab (TIDAL), Department of Hospitality and Tourism Management, Sejong University, Seoul 05006, Korea

* Correspondence: kiattakwain@gmail.com

Abstract: The Korean entertainment industry's popularity and global reach has prompted private companies and destination management organizations to place Korean products and position Korea as a destination to international viewers. Korean celebrities have also been found to form positively perceived Korean beauty standards, consequently serving as an antecedent of Korean beauty product awareness and perceived beauty product quality among international audiences. Although previous studies have found that audience involvement with entertainment mediums has positively impacted product purchase and visitation, a comprehensive investigation of the audience involvement's multi-dimensionality has yet to be conducted, specifically, on the distinction between Korean entertainment (movies, TV dramas, TV shows, etc.) involvement and celebrity worship. The present study attempts to fill the research gap by comprehensively examining the role of audience involvement with Korean entertainment, celebrity worship, brand awareness, and perceived Korean beauty product quality on product purchase intentions as well as intentions to visit Korea. A total of 327 female Indonesian Korean entertainment audiences then validated the proposed conceptual framework. The structural equation modeling results found emotional involvement, referential reflection, and entertainment-driven celebrity worshipping tendencies to be significant antecedents of Korean beauty product purchase and Korea visit intentions.

Keywords: audience involvement; celebrity worship; Korean entertainment; Korean beauty products; Indonesian female consumers



Citation: Halim, T.M.; Kiattakwain, K. Beauty and Celebrity: Korean Entertainment and Its Impacts on Female Indonesian Viewers' Consumption Intentions. *Sustainability* **2021**, *13*, 1405. <https://doi.org/10.3390/su13011405>

Academic Editor: Mark A. Bove
Received: 12 December 2020
Accepted: 24 January 2021
Published: 29 January 2021

Publisher's Note: MDPI stays neutral with regard to jurisdictional claims in published maps and institutional affiliations.



Copyright: © 2021 by the authors. Licensee MDPI, Basel, Switzerland. This article is an open access article distributed under the terms and conditions of the Creative Commons Attribution (CC BY) license (<https://creativecommons.org/licenses/by/4.0/>).

1. Introduction

The entertainment industry provides an avenue for content creators to capture their audience's attention and for brands to strategically place their products, hoping to gain the undivided attention of audiences [1]. The practice of product placement is also common in the Korean entertainment industry [2–5]. Many brands now use movies and TV dramas as a platform to launch and promote new products [6–8]. The entertainment industry produces media in various forms, such as movies, TV programs, radio, music, dramas or series, theater performances, and many more. Dramas have been one of the most effective media to reach consumers, as the audience tends to develop deeper involvement due to the longer viewing times [9]. The national tourism development organization, the Korea Tourism Organization (KTO), also resorted to Korean dramas as a medium to promote Korea's tourism internationally [10]. The rise in popularity of Korean pop culture, where the various mediums of the Korean entertainment industry have become well-known internationally, has allowed both Korean private companies and governmental organizations, such as the KTO, to reach the international audience more effectively [11–13]. The Korean entertainment industry's popularity is often referred to as the Korean wave, or "Hallyu" [14]. Studies have found that Korean entertainment media viewers have caused attitudes towards Korea to shift, and have also motivated audiences to visit Korea

and experience the filming locations [8,10]. Furthermore, tourism also generates revenue for businesses offering supporting and auxiliary services and products to tourists [1,15]. This phenomenon is often referred to as film/movie-induced tourism or media-induced tourism [16,17].

Korean movies and dramas attract interest due to the engaging storylines and attention to the cultural elements portrayed in them, such as fashion, food, beauty standards, and more [10,11,14,18]. Korean celebrities have then emerged as vital ambassadors connecting the audience to the storyline and the overall culture of Korea [15]. Although celebrity impact on consumer consumption behaviors has been well established, scarcely any attempt has been focused on the beauty standards of Korean celebrities [18–22]. Beauty standards and obsessions with celebrities have primarily been studied from the psychological perspective and their impacts on individuals' attitudes and daily behaviors [11–13,23–26]. However, empirical evidence has indicated the efficacy of Korean celebrities and their impact on Korean beauty product sales. Korean celebrities have been idolized by many fans around the world, largely due to their attractive appearance [18]. One dominant aspect of Korean celebrity appearance is their youthful and healthy skin [13,27], prompting fans to connect Korean skincare products and skincare routines to the desirable celebrity appearance [18].

Although the relationship between viewers of entertainment media and product purchase, as well as visiting a destination, has been validated in many studies [1,7,10,17,28,29], a comprehensive investigation of the relationships between viewing Korean entertainment media, Korean celebrity obsession, Korean beauty product purchase, and visiting Korea has not yet been undertaken. An important factor in determining the impact of film-induced tourism and celebrity product endorsement has been the level of audience's interest in entertainment media, specifically by way of audience involvement [9,19,21,28,30,31]. Nonetheless, previous studies have often chosen to study involvement as a unidimensional construct, whereas audience involvement has been developed as a multidimensional concept [28,32,33]. Moreover, empirical studies have chosen to focus on either the holistic storyline or the specific celebrities. The concept of celebrity worship has been conceptualized as the most intense form of involvement but has not yet been studied alongside audience involvement [32,34]. Additionally, no attempt has been made to study the consequence of audience involvement and celebrity worship on Korean beauty products purchase intentions and the intentions to visit Korea simultaneously. The two behavioral intentions represent a lower-involvement decision and a higher-involvement purchase decision. The study also assumes the mediating role of Korean beauty product brand awareness and perceived quality of Korean beauty products.

Therefore, the present study attempts to fill the research gap by comprehensively examining the role of audience involvement with Korean entertainment and its predictive ability on Korean beauty product purchase intentions and intentions to visit Korea. The study designed three objectives to help achieve the research aim. The first objective was to identify the relevant constructs and develop a conceptual framework that includes audience involvement, celebrity worship, brand awareness, perceived product quality, purchase intentions, and visit intentions. Then, the second objective was to validate the proposed conceptual model with female Indonesian Korean entertainment fans. Indonesians, specifically female viewers, are the prime research samples, as a diverse medium of Korean entertainment is popular in the country. Female Indonesian customers are also avid buyers of Korean cosmetic and skincare products, indicating that the market has adequate awareness of Korean entertainment and Korean beauty products [11,35]. Furthermore, the findings would also contribute to the understanding of the Indonesian consumers' intentions to visit Korea and purchasing intentions while traveling.

2. Literature Review

2.1. Korean Entertainment Audience Involvement

Arguably the identification theory by Freud introduced in the early part of the 20th century was the first known building block to the contemporary understanding of audience involvement [32,36]. The identification theory refers to when an individual adopts the attitudes, values, beliefs, and behaviors of another individual or group [32,37]. Audience involvement has been defined and utilized in several research contexts [9,19,28,30,38–40]. However, the effectiveness of audience involvement in explaining consumer preferences and behaviors can vary between the type of media consumption and research contexts [28]. Therefore, the present study adopts the definition of audience involvement developed for the context of entertainment–education, which Korean dramas, films, and TV shows generally contain [41]. Sood’s conceptualization of audience involvement occurs when the audience engages in certain media programs that result in the formation of parasocial interactions and reflection [42]. Reflection refers to when the viewers think deeply about the delivered messages from the media they have consumed [42]. Parasocial interaction refers to when an individual imagines themselves forming a close relationship with a public figure in media.

The operationalization of audience involvement in the present study followed Kim’s research on a Korean drama and its influence on the experiences of tourists at the filming location in Korea [28]. The study found that three dimensions of audience involvement were effective in predicting intimacy and other sensory experiences. The first dimension is termed “behavioral involvement”. It refers to the degree to which an audience alters their behaviors to view more content or talk with others about the media [7,28,42]. The second dimension is emotional involvement. This is defined as the degree to which the audience identifies him or herself with the characters, locations, or storyline associated with the media [8]. Lastly, the referential reflection dimension refers to how an audience relates his or her personal experiences to the media [7].

Audience involvement was found to affect consumers in a variety of ways, such as pleasure in viewing experiences, satisfaction, and post-viewing behavioral intentions, including purchasing behavior [7]. The purchase behaviors can be either the products they see in the media or memorabilia related to the media. Moreover, audience involvement can also affect the intentions to visit places that the audience sees in the media. Film-induced travel has been a sector that relies heavily on the level of involvement by the audience [7,8,10,15,19]. A study of film-induced tourism focused on how Korean dramas can motivate viewers to visit Korea [10]. The study focused on the general viewership of Korean dramas and non-Korean celebrities. Similarly, another study also found that Japanese tourists to the UK are influenced by films and TV dramas [29]. The present study posits Korean entertainment audience involvement to measure audience involvement with the various types of media produced by the Korean entertainment industry. The different types of media include Korean dramas, Korean movies, Korean music, Korean TV shows, and more.

2.2. Korean Celebrity Worship

Although many consumer research studies operationalized involvement as a unidimensional construct, involvement consists of multiple stages in the psychology context [25,32,38–40]. The main reason supporting the multidimensional construct of involvement is due to the degree of psychological absorption [23]. Psychological absorption refers to an attempt to establish a sense of identity and fulfillment connected with a person or a celebrity that can eventually lead to an addiction. Based on this principle, the level of involvement is believed to consist of four stages along a single continuum [32]. In the context of the present study, a low involvement level suggests the audience starts to grow emotionally and logically attaches to the story [30,32,43]. Eventually, the audience reaches a stage where they begin to put the celebrities into their life priorities (worship) [24,32,34].

Worship is known as the strongest form amongst other stages of audience involvement. A study found that celebrity worshippers may even trust their favorite celebrities more than their own friends [20]. Yet, the understanding of consumer research, especially in the tourism context, is limited. Additionally, the relationship between worship and the lower intensity of involvement has not been studied in a tourist behavior context. More importantly, the transition from a lower level of involvement to a higher level, or the worship level, also implies a change in context. Specifically, an audience may be involved with general Korean entertainment media in a broader sense. However, as the intensity increases, the contexts of involvement could evolve into worshipping specific celebrities. Most empirical studies found that worshippers are most apparent when the context of interest is a person [20,23–25]. The importance of celebrities and the deeper connection they can cultivate with fans is fundamental to the marketing concepts of celebrity endorsements and brand ambassadorship [21,22].

Worship can be further divided into three levels, depending on the degree of worship [21,23,24]. Low worship level refers to when an audience watches, sees, or reads about the celebrity. On the other hand, a high level of worship can lead to a change in a person's social character and ultimately leads to pathological behaviors, such as erotomania, attempts to harm the celebrities, or threatening letters [23,25]. In the present study, Korean celebrity worship is operationalized using three constructs [23]. The first construct, entertainment-social, represents the mildest level of worship. It suggests that fans are attracted to the celebrity because of their entertainment abilities. Next, the intense-personal construct suggests intensive and compulsive feelings starting to form around the celebrity, such as having frequent thoughts about the celebrity even if they do not want to. The third construct, borderline pathological, reflects extreme attitudes fans may hold towards their favorite celebrity in a way that they may even engage in illegal activities on their behalf.

The current research project proposes that audience involvement in the contexts and storylines of Korean entertainment should be separately examined from fans' intense worship of individual Korean celebrities. In other words, when a fan of the Korean entertainment industry mostly focuses on the storylines and enjoys discussions related to their favorite Korean dramas, TV shows, and so forth, their level of involvement is lower than those who worship celebrities. Worship is an intense form of parasocial interaction where an imaginary interaction or relationship between the audience and the celebrity in the media is formed [30,43]. At the same time, worshipping individual celebrities implies an ample degree of involvement in the entertainment media as well [32]. Therefore, before an individual reaches the celebrity worship stage, the individual is required to exhibit a degree of Korean entertainment involvement. However, worshipping tendency is mostly studied when the celebrity is the main object of content [19,44]. For example, a study on Taiwanese film tourists focused only on the influence of celebrity involvement and celebrity worship on destination image [19]. Another study found that Korean entertainment fans from Singapore exhibit parasocial relationships with Korean celebrities primarily through social media interactions [44]. Hence, the relationship between audience involvement and celebrity worship has not been well studied. Simultaneously, according to the four levels of involvement from the concept of psychological absorption, involvement would influence celebrity worship dimensions. Consequently, the following hypothesis was developed:

Hypotheses 1a–i (H1a–i): Audience involvement (behavioral involvement, emotional involvement, and referential reflection) significantly impacts celebrity worship (entertainment-social, intense-personal, and borderline pathological) of female Indonesian Korean entertainment audiences.

2.3. Brand Awareness and Perceived Product Quality

Brand awareness is critically important due to its ability to differentiate one product from another in the competitive market [27,45]. In a scenario where a buyer is shopping for a product, brand awareness has been defined as the buyer's ability to identify and

distinguish a brand within a given category with adequate detail and precision before making the purchase decision [46]. Moreover, brand awareness consists of recognition and recall [47]. Recognition refers to the buyer's ability to recognize the products at the time of purchase [48]. On the other hand, recall is the ability to remember the brand and the product prior to purchase [47]. In practice, a high level of brand awareness suggests an increased likelihood of a consumer purchasing the product [49–51]. Additionally, brand awareness has been found to also influence consumer trust and favorable brand image [3,52]. In the context of this study, brand awareness refers to the awareness of Korean beauty products brands.

The concept of perceived product quality is closely related to consumer expectation [53]. Yet, the perceived quality is distinctively different than awareness, in that awareness can be a result of advertiser exaggeration in product promotion [54]. On the other hand, a consumer's perceived product quality is based on their own experiences with the products or other trusted sources of information [33]. Moreover, perceived quality is generally associated with a favorable attitude towards the product. Hence, perceived quality has been found to be an effective antecedent of product purchase intentions [55]. The present research focuses on Korean beauty products. Thus, the variable is specifically referred to as the perceived quality of Korean beauty products.

Similar to entertainment content from other countries, Korean brands have spent a considerable amount of funds and effort to place products in various forms of media [2,4,5,56]. Combined with the international success that Korean entertainment has achieved, product placements in Korean dramas, movies, and TV shows have the potential to reach a far wider audience around the globe [4]. The visual appearance of celebrities can become the cue for international viewers regarding their perception of Korean beauty products brands and perceived quality [11–13,57]. Previous studies found that celebrities' appearances enhance consciousness of one's body image at the same time. Their appearances also cause the audience to idolize celebrities [18,21,24]. Hence, this research project hypothesized that female audiences who worship Korean celebrities might exhibit a higher awareness level of Korean beauty product brands. In addition, the favorable perceived quality of Korean beauty products can be influenced by high brand awareness. The following hypotheses were proposed as a result:

Hypotheses 2a–c (H2a–c). *Celebrity worship (entertainment–social, intense–personal, and borderline pathological) significantly impact Korean beauty product brand awareness among female Indonesians.*

Hypotheses 3 (H3). *Korean beauty product brand awareness significantly impacts the perceived product quality of Korean beauty products among female Indonesians.*

2.4. Purchase and Visit Intentions

Purchase intentions can be described as an act of planning to buy products or services in the future [1]. Past research has found that consumer attitudes are one of the most critical antecedents in predicting purchase intentions [11,12,18,52,58]. Moreover, the decision-making process can be influenced by factors such as brand awareness, comparing alternatives, perceived quality, and perceived credibility of the brands and their products [33,48,50,52,54,59–63]. On the other hand, destination choice is generally understood to be influenced by similar factors as product purchase intentions. Nevertheless, the nature of tourism destination choice and visit intentions can be considered as a highly involved process and usually requires longer planning [64]. Therefore, planning a travel itinerary implies higher costs, involves perceived risks, requires group consensus on destinations, and much more [65–68]. Hence, Korean beauty product purchase intentions and Korea visit intentions represent two different types of decision-making, specifically, a lower-involvement decision and a higher-involvement decision.

Past studies have found that attachment to celebrity, celebrity endorsement, and attachment to media content influence consumer attitudes, preferences, experiences, and

consumption intentions [7,8,10,15,19,21,22,69]. Specifically, highly involved viewers of dramas, movies, TV dramas, and other mass media content have been found to be heavily influenced by these content on their preferences, such as travel destination, attraction visits, and they replicate their favorite celebrities' actions from the movie or drama [15,20]. The content from mass media is usually delivered in rich mediums. Thus, it can portray alluring images of products or a place. Consequently, it helps audiences form favorable attitudes towards a place or a product [70]. Hence, film-induced tourism creates curiosity that then motivates people to travel and experience the same sensation as presented in the films and dramas [15,16]. Given these empirical findings, Hypotheses 4 and 5 were developed. Additionally, the proposed conceptual model is graphically illustrated in Figure 1.



Figure 1. Proposed conceptual model.

Hypothesis 4 (H4). Perceived product quality of Korean beauty products significantly impacts Korean beauty product purchase intentions among female Indonesians.

Hypothesis 5 (H5). Perceived product quality of Korean beauty products significantly impacts Korea visit intentions among female Indonesians.

3. Methodology

3.1. Measurement Items and Survey Development

The measurement items used in the questionnaire were adapted from previous related studies. Thus, the items have all been validated by previous studies. A total of 53 items were adopted to measure ten constructs. Audience involvement consisted of three dimensions, and all items were adopted from Kim (2011) [28]. These account for behavioral involvement and were measured by six items. Emotional involvement and referential reflection were measured by six and three items, respectively. Similarly, celebrity worship also consisted of three sub-dimensions. These were entertainment-social (ten items), intense-personal (eight items), and borderline pathological (three items). Hence, a total of 22 items used by Yen and Croy (2016) [19] and Maltby et al. (2005) [24] were used to measure all three dimensions of celebrity worship. Next, the brand awareness (five items) and perceived quality (four items) constructs both used items from the study by Buil et al. (2013) [71]. The intention to purchase Korean beauty products was measured by four items from Lu et al. (2014) [3]. Lastly, Korea visit intentions were measured using three items previously used in the study of Tan and Wu (2016) [72]. The list of all measurement items can be seen in Table A1 in the Appendix A section. A five-point Likert-type scale was used. The scale labels started from 1 (strongly disagree) to 5 (strongly agree).

A brief cover letter was then added to the survey. It ensured the participants were aware of the research content before participating. Additionally, demographic questions were added to the survey. The final draft of the survey was then subjected to pre-testing. The comments and suggestions from the pre-testers were minimal. Nevertheless, their com-

ments and suggestions were taken into account before the survey was finalized. The final survey was then translated into Indonesian by a fluent speaker of both languages. Another pre-test was conducted using the translated version before finalizing both the English and Indonesian versions of the survey.

3.2. Sampling and Data Collection

The target research population for the present project were female Indonesian consumers who consume Korean entertainment products, such as Korean series, Korean variety shows, K-Pop shows, Korean movies, and more. Additionally, they should also have had experience and interest in using Korean beauty products in their daily lives. A qualifying question was inserted at the start of the survey. The question was, "Have you watched at least one Korean dramas/movies/TV shows in the last two years?" Only if the answer was "yes", were they asked to complete the questionnaire. The self-administered survey was then distributed online using Google Forms. The study deployed a nonprobability convenience sampling to recruit research participants by distributing the online survey on the social media platform Instagram and instant messaging applications, such as Kakao Talk, Line, and Whatsapp. The data was collected between February and March 2020. A total of 327 completed surveys were collected.

3.3. Sample Profiles

The raw data were first screened for any irregularities. First, there were 12 cases with a large amount of missing data. These cases were excluded from further analysis. Then, potential outliers were examined. However, no outliers were identified. Possible unengaged responses were also examined by calculating the standard deviation for each case. Any cases showing a standard deviation lower than 0.5 were subjected to manual inspection [73]. No responses exhibited any traits of unengaged participants. Subsequently, skewness and kurtosis scores for all measurement items were calculated. The skewness scores ranged from -2.294 and 1.515 , below the recommended threshold of $+3$ or -3 [74]. Kurtosis scores ranged from -1.320 to 5.766 , and also fell within the range of the absolute value of 10 [75]. Given the results, the data did not violate the assumption of normality and was suitable for subsequent structural equation modeling (SEM) analysis. After screening, a total of 315 samples were subjected to further data analysis.

The full respondent profiles can be seen in Table 1. Notable characteristics are that the majority of the respondents were students and full-time employees age between 21 and 30 years old. Most were not married and had a relatively low monthly income. Most of the respondents were bachelor's degree holders. Lastly, all respondents were Indonesian apart from three Filipina respondents. However, the Filipina respondents were residing in Indonesia.

Table 1. Demographic information (n = 315).

Variables	Category	Distribution	Valid Percentage
Age (years old)	Below 20	55	17.5
	21–30	234	74.3
	31–40	24	7.6
	41–50	2	0.6
Marital status	Not married	282	89.5
	Married	33	10.5
Educational Background	High school or below	92	29.2
	Bachelor's degree	192	61.0
	Master's degree	14	4.4
	Doctorate	0	0
	Others	17	5.4
Household monthly income (IDR)	Under 5,000,000	170	54.0
	5,000,000–10,000,000	110	34.9
	10,000,000–15,000,000	21	6.7
	15,000,000–20,000,000	7	2.2
	Over 20,000,000	7	2.2
Occupation	Full-time employment	105	33.3
	Full-time self-employed	37	11.7
	Part-time employment	23	7.3
	Unemployed	18	5.7
	Student	115	36.5
	Other	17	5.4
Nationality	Indonesian	312	99.0
	Philippines	3	1.0

4. Results

4.1. Principle Component Analysis

The 15 measurement items of audience involvement were first subjected to the principal component analysis (PCA) extraction method with varimax rotation. The PCA allowed for the items to be freely converted into factors, as previous studies using the same audience involvement and celebrity worship scales yielded varying factor structures [7,19,23,24,28]. Moreover, previous studies often conducted factor analyses prior to path analyses to determine the factor structure and reduce the number of items [7,28,58,59]. The number of factors was determined by the eigenvalue. A factor was formed if the value was greater than 1. The analysis yielded three factors, the same amount and structure as proposed. The Kaiser–Meyer–Olkin (KMO) measurement of the sampling adequacy score was 0.837, and Bartlett's test of sphericity level was at $p < 0.001$. The PCA reduced the items of audience involvement to 10 and 68.84% of the total variance is explained by the factors, higher than the required 50% [74].

Factor 1, named “behavioral involvement”, comprised three items. All three items were from the original behavioral involvement dimension, with the other three items removed. A total of 20.53% of the variance is explained by the factor. Factor 2, “emotional involvement”, consisted of four items from the original six, and 26.20% of the variance is explained by the factor. The last factor, “referential reflection”, consisted of three items and explains 22% of the variance. Hence, it retained all three items from the original scale. In terms of the measure of scale reliability, the Cronbach's Alpha scores ranged from 0.763 to 0.819, exceeding the minimum threshold of 0.70 [74]. A summary of the PCA results of audience involvement is shown in Table 2.

Table 2. Summary of the PCA results (Audience Involvement).

Factors	Factor Loading	Eigen-Values	Variance Explained	Cronbach's Alpha
Factor 1: Behavioral Involvement		1.247	20.325%	0.763
BE1—If my favorite character(s)/actor(s) appeared on some Korean dramas/movies/TV shows, I would watch that program/movie.	0.850			
BE2—I found my favorite character(s)/actor(s) in the Korean dramas/movies/TV shows I watched to be attractive.	0.803			
BE5—I looked forward to watching Korean dramas/movies/TV shows and my favorite character(s)/actor(s) in each episode.	0.737			
Factor 2: Emotional Involvement		4.215	26.198%	0.829
EE3—I was determined to meet my favorite character(s)/actor(s) on Korean dramas/movies/TV shows in person.	0.714			
EE4—I liked hearing the voice of my favorite character(s)/actor(s) in my home.	0.817			
EE5—I arranged my daily/weekly schedule around Korean dramas/movies/TV shows so as to have a regular relationship with them.	0.810			
EE6—I felt that the Korean dramas/movies/TV shows and my favorite character(s)/actor(s) kept me company.	0.723			
Factor 3: Referential Reflection		1.422	22.112%	0.806
RE1—I felt that Korean dramas/movies/TV shows portrayed real-life lessons and practices that I could personally relate to.	0.774			
RE2—I felt that Korean dramas/movies/TV shows presented things as they really are in life.	0.847			
RE3—Korean dramas/movies/TV shows seem to understand and cover the kinds of issues that I wanted to know more about.	0.814			
Total			68.635%	

Similar to the audience involvement dimensions, the 22 measurement items of celebrity worship were also subjected to the PCA extraction method with varimax rotation. The results of PCA produced Kaiser–Meyer–Olkin (KMO) measurement of the sampling adequacy score was 0.948, and Bartlett’s test of sphericity level was at $p < 0.001$. Based on the same eigenvalue greater-than-1 rule, two factors (instead of the proposed three) were produced, and 62.62% of the total variance is explained by both factors. Factor 1, entertainment–social, consisted of eight items, all from the original dimension, albeit two items did not load onto the same factor. Factor 2, intense–personal, consisted of ten items. Seven items converged into this factor came from the intense–personal items, as originally adopted. In addition, two items from the proposed entertainment–social construct loaded onto this factor. Moreover, one item from the borderline pathological construct remained and loaded onto Factor 2. The result implies that the proposed borderline pathological construct did not have any of its items converge adequately to form a construct. Hence, only two constructs were retained for further analysis. A summary of the PCA results of celebrity worship is shown in Table 3.

Table 3. Summary of the PCA results (Celebrity Worship).

Factors	Factor Loading	Eigen-Values	Variance Explained	Cronbach's Alpha
Factor 1: Entertainment–Social				
ES1—My friends and I like to discuss what my favorite Korean celebrity has done.	0.759	1.838	28.667%	0.912
ES2—One of the main reasons I maintain an interest in my favorite Korean celebrity is that doing so gives me a temporary escape from life's problems.	0.685			
ES3—I enjoy watching, reading, or listening to my favorite Korean celebrity because it means a good time.	0.724			
ES4—I love to talk with others who admire my favorite Korean celebrity.	0.864			
ES6—Learning the life story of my favorite Korean celebrity is a lot of fun.	0.689			
ES7—it is enjoyable just to be with others who like my favorite Korean celebrity.	0.777			
ES9—I like watching and hearing about my favorite Korean celebrity when I am in a large group of people.	0.699			
ES10—Keeping up with news about my favorite Korean celebrity is an entertaining pastime.	0.677			
Factor 2: Intense–Personal				
IP5—When something bad happens to my favorite Korean celebrity, I feel like it happens to me.	0.729	9.434	33.955%	0.930
IP6—When my favorite Korean celebrity fails or loses at something, I feel like a failure myself.	0.695			
IP2—I share with my favorite Korean celebrity a special bond that cannot be described in words.	0.775			
IP3—I am obsessed with details of my favorite Korean celebrity's life.	0.787			
IP4—When something good happens to my favorite Korean celebrity I feel like it happens to me.	0.777			
IP8—The successes of my favorite Korean celebrity are my successes also.	0.786			
IP7—I consider my favorite Korean celebrity to be my soul mate.	0.744			
IP9—I have frequent thoughts about my favorite Korean celebrity, even when I do not want to.	0.674			
IP9—When my favorite Korean celebrity dies (or died) I will feel (or felt) like dying too.	0.644			
IP1—I often feel compelled to learn the personal habits of my favorite Korean celebrity.	0.689			
Total			62.619%	

4.2. Confirmatory Factor Analysis

According to Anderson and Gerbing (1988), a two-step approach to SEM analysis is recommended. The first step, confirmatory factor analysis (CFA), focused on the outer model and measured the fit indices, validity, and reliability. Only if the measurement model satisfied all requirements was hypothesis testing at the structural model level suggested [76]. The data were analyzed using IBM SPSS and IBM SPSS AMOS version 23. The measurement model showed a good fit ($\chi^2 = 1338.811$, $df = 917$, $p < 0.001$, $\chi^2/df = 1.560$, RMSEA = 0.46, CFI = 0.943, IFI = 0.944). All the constructs also produced satisfactory composite reliability (CR) scores. The scores ranged from 0.765 to 0.933, all higher than the minimum thresholds of 0.7 [77]. The average variance extracted (AVE) scores produced by all the constructs were higher than the required 0.5 thresholds [78]. Thus, all the constructs achieved convergence validity. Next, discriminant validity was determined by comparing the correlation between a pair of constructs against a square root of the AVE. If the correlation value was lower, discrimination validity exists. In general, all the constructs were distinctive from each other. However, three pairs of correlations had higher correlations than the square root of AVE. Thus, a further step was required for discriminant validity verification by combining items from the pair of constructs into a single factor. If the measurement model with the combined items were statistically different than the original model, discriminant validity exists. The results of the single factor tests showed all three pairs of combined items to be significantly different than the original measurement model. Namely, emotional involvement and entertainment–social ($\Delta\chi^2 = 131.082$, $\Delta df = 8$, $p \leq 0.001$), emotional involvement

and intense-personal ($\Delta\chi^2 = 218.883$, $\Delta df = 8$, $p \leq 0.001$), and entertainment-social and intense-personal ($\Delta\chi^2 = 364.918$, $\Delta df = 8$, $p \leq 0.001$). A summary of the CFA results can be seen in Table 4.

Table 4. Summary of confirmatory factor analysis results.

	BI	EI	ER	ES	IP	BA	PQ	PI	VI
BI	0.722^a								
EI	0.526 ^b	0.731							
ER	0.436	0.599	0.763						
ES	0.498	0.784	0.629	0.750					
IP	0.298	0.732	0.557	0.762	0.765				
BA	0.416	0.332	0.303	0.389	0.262	0.790			
PQ	0.427	0.368	0.284	0.348	0.238	0.695	0.855		
PI	0.344	0.236	0.284	0.357	0.214	0.677	0.754	0.825	
VI	0.386	0.252	0.311	0.245	0.120	0.417	0.435	0.426	0.869
CR	0.765	0.821	0.806	0.911	0.933	0.886	0.916	0.895	0.902
AVE	0.522	0.535	0.582	0.562	0.585	0.608	0.731	0.681	0.755

Note 1. Goodness-of-fit statistics: $\chi^2 = 1429.964$, $df = 859$, $p < 0.001$, $\chi^2/df = 1.665$, RMSEA = 0.046, CFI = 0.938, IFI = 0.940. Note 2. BI = Behavioral Involvement, EI = Emotional Involvement, ER = Referential Reflection, ES = Entertainment-Social, IP = Intense-Personal, BA = Brand Awareness, PQ = Perceived Product Quality, PI = Purchase Intention, VI = Visit Intention. ^a = Square root of AVEs are along the diagonal. ^b = Correlations.

4.3. Structural Equation Modeling

At the structural model level, the goodness-of-fit statistics were also found to indicate a satisfactory model fit ($\chi^2 = 1538.502$, $df = 880$, $\chi^2/df = 1.748$, RMSEA = 0.049, CFI = 0.930, IFI = 0.930, TLI = 0.925, NFI = 0.851, PGFI = 0.731). All the hypotheses were also supported by the data, except for Hypothesis 1a (behavioral involvement \rightarrow entertainment-social, $\beta = 0.027$) and Hypothesis 2b (intense-personal \rightarrow brand awareness, $\beta = -0.102$). Hypothesis 1b (behavioral involvement \rightarrow intense-personal, $\beta = -0.209$, $p < 0.01$), although significant, has a negative relationship.

The total variance explained scores revealed that Korean beauty product purchase intentions were strongly explained by the variance at 62.1%. In comparison, the intentions to visit Korea were explained by only 22.3% of the variance. Thus, implying that the research antecedents were more effective at predicting the intentions to purchase Korean beauty products than the intentions to visit Korea. Specifically, the two constructs of celebrity worship, entertainment-social and intense-personal, produced the highest R-square value in the proposed model, with 0.736 and 0.657, respectively. Lastly, brand awareness produced the largest total impact on both purchase intentions (0.689) and visit intentions (0.431). Table 5 summarizes the SEM results.

Table 5. Summary of structural equation modeling results.

			Standardized Estimate	t-Value
H1a: Behavioral involvement	→	Entertainment-social	0.027	0.475
H1b: Behavioral involvement	→	Intense-personal	−0.209 **	−3.237
H1c: Emotional involvement	→	Entertainment-social	0.703 ***	8.699
H1d: Emotional involvement	→	Intense-personal	0.795 ***	8.252
H1e: Referential reflection	→	Entertainment-social	0.204 **	3.237
H1f: Referential reflection	→	Intense-personal	0.169 *	2.471
H2a: Entertainment-social	→	Brand awareness	0.500 ***	5.543
H2b: Intense-personal	→	Brand awareness	−0.102	−1.239
H3: Brand awareness	→	Perceived product quality	0.703 ***	10.583
H4: Perceived product quality	→	Purchase intention	0.538 ***	7.269
H5: Perceived product quality	→	Visit intention	0.273 **	3.129
		Total variance explained:	Total impact on PI and VI:	
Goodness-of-fit statistic: $\chi^2 = 1538.502$, $df = 880$,		R^2 of VI = 0.223	EI = 0.024, 0.015	
$\chi^2/df = 1.748$, RMSEA = 0.049, CFI = 0.930, IFI =		R^2 of PI = 0.621	EI = 0.186, 0.116	
0.930, TLI = 0.925, NFI = 0.851, PGFI = 0.731		R^2 of PQ = 0.495	RR = 0.098, 0.037	
*** $p < 0.001$, ** $p < 0.01$, * $p < 0.05$		R^2 of BA = 0.192	ES = 0.544, 0.215	
		R^2 of IP = 0.657	IP = −0.070, −0.044	
		R^2 of ES = 0.736	BA = 0.689, 0.431	
			PQ = 0.538, 0.273	

Note. EI = Behavioral Involvement, EI = Emotional Involvement, RR = Referential Reflection, ES = Entertainment-Social, IP = Intense-Personal, BA = Brand Awareness, PQ = Perceived Product Quality, PI = Purchase Intention, VI = Visit Intention.

4.4. Indirect Effect Assessment

This study also analyzed the indirect effect between constructs to help further determine the mediating effect and the type of mediation. The indirect effect was calculated using the bootstrap method with 2000 samples at a 95% confidence level. Among the three independent variables, only behavioral involvement did not produce any indirect effect on brand awareness. Thus, indicating that, in the proposed model, the final constructs were not being predicted by behavioral involvement. In comparison, both entertainment-social was found to a partial mediator from emotional involvement and referential reflection to brand awareness. Brand awareness was found to be a partial mediator between entertainment-social and perceived product quality ($\beta = 0.352$, $p < 0.01$). Lastly, perceived product quality also played a partial mediating role between brand awareness and the two final constructs. The indirect effect from brand awareness to purchase intention ($\beta = 0.375$, $p < 0.01$) and visit intention ($\beta = 0.192$, $p < 0.01$) were both significant. The summary of the indirect effect assessment is included in Table 6. The proposed conceptual model with SEM results can also be seen in Figure 2.

Table 6. Indirect effect assessment results.

Indirect Effect of	On			
	BA	PQ	PI	VI
BI	0.035	0.025	0.024	0.015
EI	0.271 **	0.190 **	0.186 **	0.116 **
RR	0.085 *	0.060 *	0.058 *	0.037 *
ES	-	0.352 **	0.344 **	0.215 **
IP	-	-0.072	-0.070	-0.044
BA	-	-	0.375 **	0.192 **

Note 1. BI = Behavioral Involvement, EI = Emotional Involvement, RR = Referential Reflection, ES = Entertainment-Social, IP = Intense-Personal, BA = Brand Awareness, PQ = Perceived Product Quality, PI = Purchase Intention, VI = Visit Intention. Note 2. ** $p < 0.01$, * $p < 0.05$

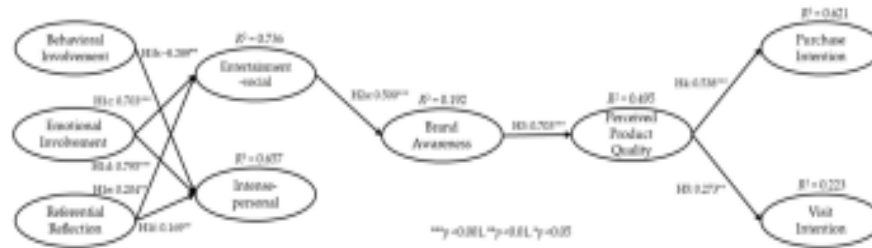


Figure 2. Proposed conceptual model and SEM results.

3. Discussion

3.1. General Discussions

The first set of results were from the factor analysis of audience involvement. The three dimensions of audience involvement were retained, albeit some items were removed due to low loadings. Nevertheless, the remaining items converged strongly on their preconceived factors. The remaining items in the behavioral involvement factor suggest that favorite characters in the storyline were important to keep viewers engaged in the program. Similarly, the remaining items in the emotional dimension were also related to the individual characters in the programs. Lastly, all three items of referential reflection were retained. The finding implies that if the audience finds the shows to be relatable to their own experience, it is likely that they will exhibit a higher level of involvement. The importance of individual characters coincides with the relatively strong convergence of the celebrity worship dimensions. Although only two dimensions were retained after factor analysis, both factors contained largely the same measurement item sets from the original scale. Specifically, the entertainment-social factor contained 8 out of 11 items from the original set. On the other hand, the intense-personal contained seven of the original nine items, as well as two items from entertainment-social and one from the borderline pathological dimension. The absence of the borderline pathological implies that obsession with Korean celebrities is not severe enough that it would lead to illegal actions. Alternatively, it can be interpreted that female Korean entertainment fans do not display traits of extreme psychopathic parasocial relationships with their favorite celebrities.

Analysis of the proposed relationships has mostly been supported apart from two hypotheses. The first unsupported relationship was between behavioral intention and entertainment-social, given that the entertainment-social dimension refers to how fans enjoy consuming and discussing all aspects of their favorite celebrities with friends, including personalized content and the same celebrity in different roles or programs. Indicating that the audience follows certain characters in a show does not imply that they would also be interested in the actors or actresses' personal lives or their characters in other programs.

The second insignificant relationship was between intense–personal and brand awareness. It could be interpreted that if celebrity worshippers are intensely focused on the celebrities, the obsessions tend to be around the details of their personal lives or to have a parasocial relationship. A parasocial relationship is different than idolizing a favorite celebrity, in that idolizing indicates a level of influence in their attitudes, preferences, and behaviors. Therefore, a lower level of worship but still highly involved audience displays a stronger likelihood to pay attention to other elements in an entertainment program than those who mostly focus on the actors or actresses.

Overall, the proposed model has yielded strong predictive ability, with 62.1% of the variance explained by the respondents' Korean beauty product purchase intentions and 22.3% of their intentions to visit Korea. The discrepancy, or more specifically, the lower total variance explained by visit intention, was expected, due to the much higher costs and involvement to visit Korea than buying cosmetic or skincare products from Korea in Indonesia. One of the barriers for Indonesians to visit Korea is the visa requirement as well as the generally higher living expenses in Korea, making a trip to Korea not realizable for all. At the same time, Korean beauty products are available in various price ranges. Korean budget beauty brands are especially popular in Indonesia, given the performance to price ratio when compared to brands from Europe and North America. The results were also consistent with previous studies in many areas, such as the significant impact of involvement and celebrity on consumer intentions [22,31,44]. The brand awareness and perceived quality of Korean beauty products relationship were also significant, given the existing reputation and the acclaimed Korean beauty standards [11,12,57]. Lastly, the role of perceived quality and intention to buy Korean products or visit Korea considered the level of involvement of the participants with Korean entertainment media and their familiarity with Korean culture and visitor attractions in Korea that have often been portrayed in the media [2,8,11,12].

5.2. Implications

The findings of the present study can be beneficial to a number of interested parties. Apart from the obvious practical implications for destination management organizations, such as the KTO or other regional tourism management organizations in Korea, and private brands that are considering product placement on Korean entertainment programs, the findings can also be useful for travel agencies in Indonesia. With the popularity of Korean celebrities and entertainment programs in the country, travel itineraries containing activities related to popular programs can help attract a certain group of travelers. However, an over-emphasis on Korean wave content may also alienate tourists with other types of interests. Also, the popularity of Korean entertainment programs and celebrities are constantly changing. Thus, entertainment-induced tourism itineraries must consider changes in consumer preferences. Furthermore, product placement does not need to be restricted to only Korean brands. For example, Indonesian brands looking to increase their product awareness or create a favorable perception of their product's quality may want to consider placing their products on Korean programs as well.

Theoretically, the study made contributions in a number of ways, including, firstly, the validation of the multi-dimensionality of both the audience involvement and celebrity worship. Unlike some previous studies that measured involvement using a single construct, the benefit of operationalizing audience involvement in this manner allowed for a precise examination of which specific type of involvement was most applicable to given research content. The successful adoption of celebrity worship illustrated the significance of distinguishing the difference between the media storyline and characters in them from the actors and actresses. Measuring audience involvement using a single dimension does not distinctively identify the subject of involvement. As a result, brands and destination organizations may not be able to identify the precise source of influence. In other words, some audiences may be influenced by the fictional characters in the programs but not necessarily the actors playing those characters. At the same time, there are also audiences who

would focus on all elements of their favorite celebrities' lives. The study also highlighted the emerging role of Korean beauty standards and their influence on consumers abroad.

5.3. Limitations and Recommendations for Future Research

Limitations of this study include the generalizability of the samples. The study has only sampled a small group of the overall Indonesian Korean entertainment viewers. Notably, the sample profiles showed a large group to be students at lower-income level, and generally young. However, viewers of Korean entertainment may consist of other groups of Indonesians who are avid fans of Korean entertainment content that have been omitted from this study, such as male viewers, who still represent a significant group of the audience in Indonesia. Although male viewers may not be the primary buyers of Korean beauty products, the market for male skincare products has been growing in many countries. Thus, future studies should not disregard this group of the market. Moreover, there are still other types of products, notably food, fashion, and automobiles, that are often featured in Korean media. Hence, future studies can also investigate the role of entertainment media and celebrity worship in the context of other product types. Similarly, Korean entertainment is not only popular in Indonesia but in other parts of the world. Therefore, further validation of the conceptual model would not only help to increase the robustness of the proposed theoretical framework but also help with widening the external validity of the model in other countries and cultures. Lastly, a comparison study between local entertainment media and foreign entertainment media could also yield impactful results for brands and other stakeholders alike.

Author Contributions: Conceptualization, T.M.H. and K.K.; methodology, T.M.H.; formal analysis, K.K.; data curation, T.M.H.; writing—original draft preparation, T.M.H.; writing—review and editing, K.K.; supervision, K.K. All authors have read and agreed to the published version of the manuscript.

Funding: This research received no external funding.

Institutional Review Board Statement: Not applicable.

Informed Consent Statement: Informed consent was obtained from all subjects involved in the study.

Data Availability Statement: Not applicable.

Conflicts of Interest: The authors declare no conflict of interest.

Appendix A

Table A1. Measurement items.

Constructs	Measurement Items
Behavioral involvement (Audience involvement)	<p>If my favorite character(s)/actor(s) appeared on some Korean dramas/movies/TV shows, I would watch that program/movie.</p> <p>I found my favorite character(s)/actor(s) in the Korean dramas/movies/TV shows I watched to be attractive.</p> <p>If there was a story about my favorite character(s)/actor(s) in a newspaper, internet, or magazine, I would read it.</p> <p>I felt sad for my favorite character(s)/actor(s) when they made a mistake, or when bad things happened to them.</p> <p>I looked forward to watching Korean dramas/movies/TV shows and my favorite character(s)/actor(s) in each episode.</p> <p>I sometimes made remarks to my favorite character(s)/actor(s) while watching Korean dramas/movies/TV shows.</p>
Emotional involvement (Audience involvement)	<p>When watching Korean dramas/movies/TV shows, I felt that I was a part of the story.</p> <p>My favorite character(s)/actor(s) in the Korean dramas/movies/TV shows were like old friends.</p> <p>I was determined to meet my favorite character(s)/actor(s) on Korean dramas/movies/TV shows in person.</p> <p>I liked hearing the voice of my favorite character(s)/actor(s) in my home.</p> <p>I arranged my daily/weekly schedule around Korean dramas/movies/TV shows so as to have a regular relationship with them.</p> <p>I felt that the Korean dramas/movies/TV shows and my favorite character(s)/actor(s) kept me company.</p>
Referential reflection (Audience involvement)	<p>I felt that Korean dramas/movies/TV shows portrayed real-life lessons and practices that I could personally relate to.</p> <p>I felt that Korean dramas/movies/TV shows presented things as they really are in life.</p> <p>Korean dramas/movies/TV shows seemed to understand and cover the kinds of issues that I wanted to know more about.</p>
Entertainment-social (Celebrity worship)	<p>My friends and I like to discuss what my favorite Korean celebrity has done.</p> <p>One of the main reasons I maintain an interest in my favorite Korean celebrity is that doing so gives me a temporary escape from life's problems.</p> <p>I enjoy watching, reading, or listening to my favorite Korean celebrity because it means a good time.</p> <p>I love to talk with others who admire my favorite Korean celebrity. When something bad happens to my favorite Korean celebrity, I feel like it happens to me.</p> <p>Learning the life story of my favorite Korean celebrity is a lot of fun.</p> <p>It is enjoyable just to be with others who like my favorite Korean celebrity.</p> <p>When my favorite Korean celebrity fails or loses at something, I feel like a failure myself.</p> <p>I like watching and hearing about my favorite Korean celebrity when I am in a large group of people.</p> <p>Keeping up with news about my favorite Korean celebrity is an entertaining pastime.</p>
Intense-personal (Celebrity worship)	<p>If I were to meet my favorite Korean celebrity in person, he/she would already somehow know that I am his/her biggest fan.</p> <p>I share with my favorite Korean celebrity a special bond that cannot be described in words.</p> <p>I am obsessed by details of my favorite Korean celebrity's life.</p> <p>When something good happens to my favorite Korean celebrity I feel like it happens to me.</p> <p>I have pictures and/or souvenirs of my favorite Korean celebrity, which I always keep in exactly the same place.</p> <p>The successes of my favorite Korean celebrity are my successes also.</p> <p>I consider my favorite Korean celebrity to be my soulmate.</p> <p>I have frequent thoughts about my favorite Korean celebrity, even when I do not want to.</p> <p>When my favorite Korean celebrity dies (or died) I will feel (or felt) like dying too.</p>

Table A1. Cont.

Constructs	Measurement Items
Borderline pathological (Celebrity worship)	I often feel compelled to learn the personal habits of my favorite Korean celebrity. If I was lucky enough to meet my favorite Korean celebrity, and he/she asked me to do something illegal as a favor, I would probably do it. If someone gave me several thousand dollars to do with as I please, I would consider spending it on a personal possession once used by my favorite celebrity.
Brand awareness	I am aware of Korean beauty brands that appear on Korean dramas/movies/TV shows. When I think of beauty product, Korean brands are one of the brands that come to mind. I am very familiar with some beauty product brands from Korea. I know what Korean beauty product brands look like. I can recognize Korean beauty products among other competing brands of the same product category.
Perceived product quality	Korean beauty brands offers very good quality products. Korean beauty brands offers products of consistent quality. Korean beauty brands offers very reliable products. Korean beauty brands offers products with excellent features.
Purchase intention	I would consider buying Korean beauty products. It is possible that I would buy Korean beauty product. I will purchase Korean brands the next time I need a beauty product. If I am in need, I would buy Korean beauty products.
Visit intention	I may visit Korea in the future. I plan to visit Korea in the future. I hope to visit Korea in the future.

References

- Jung, Y.; Thanabrodskoi, P.; Chankoson, T. Factors Influencing Chinese Consumers' Purchase Intention for Thai Products and Travel in Thailand from Thai Dramas and Films. *PSAKU Int. J. Interdiscip. Res.* **2018**, *7*, 233–243. [\[CrossRef\]](#)
- Su, H.-J.; Huang, Y.-A.; Brodowsky, G.; Kim, H.J. The impact of product placement on TV-induced tourism: Korean TV dramas and Taiwanese viewers. *Tour. Manag.* **2011**, *32*, 805–814. [\[CrossRef\]](#)
- Lu, L.-C.; Chang, W.-P.; Chang, H.-H. Consumer attitudes toward blogger's sponsored recommendations and purchase intention: The effect of sponsorship type, product type, and brand awareness. *Comput. Hum. Behav.* **2014**, *34*, 258–266. [\[CrossRef\]](#)
- Lee, T.; Sung, Y.; Marina Choi, S. Young adults' responses to product placement in movies and television shows: A comparative study of the United States and South Korea. *Int. J. Advert.* **2011**, *30*, 479–507.
- Chao, M.-J.; Sun, H.-J. TV product placement in Korea. *J. Promot. Manag.* **2013**, *19*, 54–75. [\[CrossRef\]](#)
- Karniouchina, E.V.; Usley, C.; Erenburg, G. Do marketing media have life cycles? The case of product placement in movies. *J. Mark.* **2011**, *75*, 27–48. [\[CrossRef\]](#)
- Kim, S.; Kim, S. Perceived values of TV drama, audience involvement, and behavioral intention in film tourism. *J. Travel Tour. Mark.* **2018**, *35*, 259–272. [\[CrossRef\]](#)
- Kim, S.; Wang, H. From television to the film set: Korean drama *Daejanggum* drives Chinese, Taiwanese, Japanese and Thai audiences to screen-tourism. *Int. Commun. Gaz.* **2012**, *74*, 423–442. [\[CrossRef\]](#)
- Bae, H.-S.; Lee, B. Audience involvement and its antecedents: An analysis of the electronic bulletin board messages about an entertainment-education drama on divorce in Korea. *Asian J. Commun.* **2004**, *14*, 6–21. [\[CrossRef\]](#)
- Chan, B. Film-induced tourism in Asia: A case study of Korean television drama and female viewers' motivation to visit Korea. *Tour. Cult. Commun.* **2007**, *7*, 207–224. [\[CrossRef\]](#)
- Shalehah, A.; Triono, I.L.D.; Moshlepour, M.; Cer, P.-K.L. The Effect of Korean Beauty Product Characteristics on Brand Loyalty and Customer Repurchase Intention in Indonesia. In Proceedings of the 2019 16th International Conference on Service Systems and Service Management (ICSSSM), Shenzhen, China, 13–15 July 2019; pp. 1–5.
- Moshlepour, M.; Wong, W.-K.; Pham, K.V.; Aulia, C.K. Repurchase intention of Korean beauty products among Taiwanese consumers. *Asia Pac. J. Mark. Legist.* **2017**, *29*, 569–588. [\[CrossRef\]](#)
- Kwon, Y.J. The emergence of k-beauty: Rituals and myths of Korean skin care practice. In Proceedings of the International Textile and Apparel Association Annual Conference Proceedings, Cleveland, OH, USA, 5–9 November 2018; Iowa State University Digital Press: Ames, IA, USA, 2018; Volume 75.
- Han, G.-Y.; Jo, S.-C. The Influence of Korea's national image on intention to use Korean wave contents and mediating effect of the Korean wave fandom identification: Focusing on Asian consumers. *J. Korea Contents Assoc.* **2019**, *19*, 296–305.
- Berton, S. Understanding Film-Induced Tourism. *Tour. Anal.* **2006**, *11*, 181–188. [\[CrossRef\]](#)
- Di Cesare, F.; D'Angelo, L.; Rech, G. Films and tourism: Understanding the nature and intensity of their cause-effect relationship. *Tour. Res. Int.* **2009**, *13*, 103–111. [\[CrossRef\]](#)

17. Aljammazi, A.; Asil, D. The Influence of Turkish TV Dramas on Saudi Consumers' Perceptions, Attitudes and Purchase Intentions toward Turkish Products. *Int. J. Acad. Res. Bus. Soc. Sci.* **2017**, *7*, 2222–2230.
18. Jung, J.; Hwang, C.S. Associations between attitudes toward cosmetic surgery, celebrity worship, and body image among South Korean and US female college students. *Fash. Text.* **2016**, *3*, 1–14. [\[CrossRef\]](#)
19. Yen, C.-H.; Croy, W.G. Film tourism: Celebrity involvement, celebrity worship and destination image. *Carr. Issues Tour.* **2016**, *19*, 1027–1044. [\[CrossRef\]](#)
20. Singh, R.P.; Banerjee, N. Exploring the Influence of Celebrity Worship on Brand Attitude, Advertisement Attitude, and Purchase Intention. *J. Promot. Manag.* **2019**, *25*, 225–251. [\[CrossRef\]](#)
21. Armielia, A.A. Celebrity Endorsement in Japan Tourism based on Consumer Celebrity Worship. *Ultima Manag. J. Ilmu Manag.* **2018**, *10*, 65–80. [\[CrossRef\]](#)
22. Chan, K.; Ng, Y.L.; Luk, E.K. Impact of celebrity endorsement in advertising on brand image among Chinese adolescents. *Young Consum. Insight Ideas Responsible Mark.* **2013**, *14*, 167–179. [\[CrossRef\]](#)
23. Malby, J.; McCutcheon, L.E.; Ashe, D.D.; Houran, J. The Self-Reported Psychological Well-Being of Celebrity Worshipers. *N. Am. J. Psychol.* **2001**, *3*, 441–452.
24. Malby, J.; Giles, D.C.; Barber, L.; McCutcheon, L.E. Intense-personal celebrity worship and body image: Evidence of a link among female adolescents. *Br. J. Health Psychol.* **2005**, *10*, 17–32. [\[CrossRef\]](#) [\[PubMed\]](#)
25. McCutcheon, L.E.; Lange, R.; Houran, J. Conceptualization and measurement of celebrity worship. *Br. J. Psychol.* **2002**, *93*, 67–87. [\[CrossRef\]](#) [\[PubMed\]](#)
26. Casullo, M.V.; Malone, G.; Torme, C.; Troisi, O. What about sustainability? An empirical analysis of consumers' purchasing behavior in fashion context. *Sustainability* **2017**, *9*, 1617. [\[CrossRef\]](#)
27. Lee, J.E.; Goh, M.L.; Noor, M.N.B.M. Understanding purchase intention of university students towards skin care products. *PSU Res. Rev.* **2019**, *3*, 161–178. [\[CrossRef\]](#)
28. Kim, S. Audience involvement and film tourism experience: Emotional places, emotional experiences. *Tour. Manag.* **2012**, *33*, 387–396. [\[CrossRef\]](#)
29. Iwashita, C. Roles of films and television dramas in international tourism: The case of Japanese tourists to the UK. *J. Travel Tour. Mark.* **2008**, *24*, 139–151. [\[CrossRef\]](#)
30. Greenwald, A.G.; Leavitt, C. Audience involvement in advertising: Four levels. *J. Consum. Res.* **1984**, *11*, 581–592. [\[CrossRef\]](#)
31. Aniz, Z.D.A.; Omar, M.K.; Ariffin, S. The Effects of Celebrity Endorsement towards Purchase Intention among Students in One Public University in Malaysia. *Int. J. Acad. Res. Bus. Soc. Sci.* **2019**, *9*, 498–507. [\[CrossRef\]](#)
32. Bessen, W.J. Examining four processes of audience involvement with media personas: Transportation, parasocial interaction, identification, and worship. *Commun. Theory* **2015**, *25*, 259–283. [\[CrossRef\]](#)
33. Klafkawsin, K.; Sutherland, I. Examining Luxury Restaurant Dining Experience towards Sustainable Reputation of the Michelin Restaurant Guide. *Sustainability* **2020**, *12*, 2134. [\[CrossRef\]](#)
34. Brown, W.J. Identification. *Int. Encycl. Mod. Psychol.* **2020**, 1–8. Available online: <https://doi.org/10.1002/9781119011071.iemp0126> (accessed on 27 January 2021).
35. Jung, S. K-pop, Indonesian fandom, and social media | Jung | Transformative Works and Cultures. *Transform. Works Cult.* **2011**, *8*, 1.
36. Freud, S. *Group Psychology and the Analysis of the Ego*; WW Norton & Company: New York, NY, USA, 1975.
37. Kilman, H.C. Compliance, identification, and internalization these processes of attitude change. *J. Conf. Resolut.* **1958**, *2*, 51–60. [\[CrossRef\]](#)
38. Amaro, S.; Duarte, P. Travel Social Media involvement: A proposed measure. In *Information and Communication Technologies in Tourism 2015*; Springer: London, UK, 2015; pp. 213–225.
39. Klafkawsin, K.; Han, H. What drives customers' willingness to pay price premiums for luxury gastronomic experiences at michelin-starred restaurants? *Int. J. Hosp. Manag.* **2019**, *87*, 209–219. [\[CrossRef\]](#)
40. Ban, X.; Mourinho, L. *The Role of Product Involvement, Knowledge, and Perceptions in Explaining Consumer Purchase Behaviour of Counterfeit: Direct and Indirect Effects*; University of Hull Business School: Hull, UK, 2008.
41. Lee, S.; Bai, B.; Bassor, J.A. Pop star fan tourists: An application of self-expansion theory. *Tour. Manag.* **2019**, *72*, 270–280. [\[CrossRef\]](#)
42. Soed, S. Audience Involvement and Entertainment—Education. *Commun. Theory* **2002**, *12*, 153–172. [\[CrossRef\]](#)
43. Horton, D.; Wohl, R. Mass communication and para-social interaction: Observations on intimacy at a distance. *Psychiatry* **1956**, *19*, 215–229. [\[CrossRef\]](#)
44. Chung, S.; Cho, H. Fostering Parasocial Relationships with Celebrities on Social Media: Implications for Celebrity Endorsement. *Psychol. Mark.* **2017**, *34*, 481–495. [\[CrossRef\]](#)
45. Hultman, M.; Papadopoulou, C.; Oghazi, P.; Opoku, R. Branding the hotel industry: The effect of step-up versus step-down brand extensions. *J. Bus. Res.* **2020**, *124*, 560–570. [\[CrossRef\]](#)
46. Percy, L.; Roslitz, J.R. A model of brand awareness and brand attitude advertising strategies. *Psychol. Mark.* **1992**, *9*, 263–274. [\[CrossRef\]](#)
47. Keller, K.L. Conceptualizing, measuring, and managing customer-based brand equity. *J. Mark.* **1993**, *57*, 1–22. [\[CrossRef\]](#)

48. Walsh, P.; Kim, Y.; Ross, S.D. Brand Recall and Recognition: A Comparison of Television and Sport Video Games as Presentation Modes. *Sport Mark. Q.* **2008**, *17*, 201–208.
49. Macdonald, E.K.; Sharp, B.M. Brand awareness effects on consumer decision making for a common, repeat purchase product: A replication. *J. Bus. Res.* **2000**, *45*, 5–15. [\[CrossRef\]](#)
50. Malik, M.E.; Ghafoor, M.M.; Hafiz, K.I.; Riaz, U.; Hassan, N.U.; Mustafa, M.; Shahbaz, S. Importance of brand awareness and brand loyalty in assessing purchase intentions of consumer. *Int. J. Bus. Soc. Sci.* **2013**, *4*, 1–5.
51. Tommasetti, A.; Singer, F.; Troisi, O.; Maiore, G. Extended theory of planned behavior (ETPB): Investigating customers' perception of restaurants' sustainability by testing a structural equation model. *Sustainability* **2018**, *10*, 2580. [\[CrossRef\]](#)
52. Lin, Y.H.; Lin, F.J.; Ryan, C. Tourists' purchase intentions: Impact of franchise brand awareness. *Serv. Ind. J.* **2014**, *34*, 811–827. [\[CrossRef\]](#)
53. Teas, R.K. Expectations, performance evaluation, and consumers' perceptions of quality. *J. Mark.* **1993**, *57*, 18–34.
54. Ohlavsky, R.W.; Miller, J.A. Consumer expectations, product performance, and perceived product quality. *J. Mark. Res.* **1972**, *9*, 19–21. [\[CrossRef\]](#)
55. Gatti, L.; Caruana, A.; Snehota, I. The role of corporate social responsibility, perceived quality and corporate reputation on purchase intentions: Implications for brand management. *J. Brand Manag.* **2012**, *20*, 65–76. [\[CrossRef\]](#)
56. Lee, T.D.; Sung, Y.; De Gregorio, F. Cross-cultural challenges in product placement. *Mark. Intell. Plan.* **2011**, *29*, 366–384. [\[CrossRef\]](#)
57. Ko, E.; Chun, E.; Lee, S. Korean Beauty in a Global Cultural Context. *J. Glob. Fash. Mark.* **2011**, *2*, 203–212. [\[CrossRef\]](#)
58. Kiatkawin, K.; Han, H. An alternative interpretation of attitude and extension of the value–attitude–behavior hierarchy: The destination attributes of Chiang Mai, Thailand. *Asia Pac. J. Tour. Res.* **2017**, *22*, 481–500. [\[CrossRef\]](#)
59. Chi, X.; Lee, S.K.; Ahn, Y.; Kiatkawin, K. Tourist-Perceived Quality and Loyalty Intentions towards Rural Tourism in China. *Sustainability* **2020**, *12*, 3614. [\[CrossRef\]](#)
60. Endem, T.; Swait, J.; Louviere, J. The impact of brand credibility on consumer price sensitivity. *Int. J. Res. Mark.* **2002**, *19*, 1–19. [\[CrossRef\]](#)
61. Laroche, M.; Kim, C.; Zhou, L. Brand familiarity and confidence as determinants of purchase intention: An empirical test in a multiple brand context. *J. Bus. Res.* **1996**, *37*, 115–120. [\[CrossRef\]](#)
62. Troisi, O.; Santovito, S.; Carrubbo, L.; Sarno, D. Evaluating festival attributes adopting SD logic: The mediating role of visitor experience and visitor satisfaction. *Mark. Theory* **2019**, *19*, 85–102. [\[CrossRef\]](#)
63. Troisi, O.; Grimaldi, M.; Loia, F.; Maiore, G. Big data and sentiment analysis to highlight decision behaviours: A case study for student population. *Behav. Inf. Technol.* **2018**, *37*, 1111–1128. [\[CrossRef\]](#)
64. Jun, S.H.; Vogt, C. Travel information processing applying a dual-process model. *Ann. Tour. Res.* **2013**, *40*, 191–212. [\[CrossRef\]](#)
65. Jeng, J.; Fesenmaier, D.R. Conceptualizing the travel decision-making hierarchy: A review of recent developments. *Tour. Anal.* **2002**, *7*, 15–32. [\[CrossRef\]](#)
66. Maser, B.; Weikemair, K. Travel decision-making: From the vantage point of perceived risk and information preferences. *J. Travel Tour. Mark.* **1998**, *7*, 107–121. [\[CrossRef\]](#)
67. Gilson, R.; Kerstetter, D. The influence of friends and relatives in travel decision-making. *J. Travel Tour. Mark.* **1995**, *3*, 59–68. [\[CrossRef\]](#)
68. Jumarazov, S.; Kamilov, A.; Kiatkawin, K. Impact of Samarkand's Destination Attributes on International Tourists' Revisit and Word-of-Mouth Intention. *Sustainability* **2020**, *12*, 5154. [\[CrossRef\]](#)
69. Chia, S.C.; Poo, Y.L. Media, celebrities, and fans: An examination of adolescents' media usage and involvement with entertainment celebrities. *J. Mass Commun. Q.* **2009**, *86*, 23–44. [\[CrossRef\]](#)
70. Whang, H.; Yong, S.; Ko, E. Pop culture, destination images, and visit intentions: Theory and research on travel motivations of Chinese and Russian tourists. *J. Bus. Res.* **2016**, *69*, 631–641. [\[CrossRef\]](#)
71. Bail, I.; Martinez, E.; De Chernatony, L. The influence of brand equity on consumer responses. *J. Consum. Mark.* **2013**, *30*, 62–74. [\[CrossRef\]](#)
72. Tan, W.-K.; Wu, C.-E. An investigation of the relationships among destination familiarity, destination image and future visit intention. *J. Distrib. Mark. Manag.* **2016**, *3*, 214–226. [\[CrossRef\]](#)
73. Kiatkawin, K.; Han, H. Young travelers' intention to behave pro-environmentally: Merging the value-belief-norm theory and the expectancy theory. *Tour. Manag.* **2017**, *59*, 76–88. [\[CrossRef\]](#)
74. Hair, J.F.; Black, W.C.; Babin, B.J.; Anderson, R.E.; Tatham, R.L. *Multivariate Data Analysis (Vol. 6)*; Pearson Prentice Hall: Upper Saddle River, NJ, USA, 2006.
75. Brown, T.A. *Confirmatory Factor Analysis for Applied Research*, 2nd ed.; Guilford Publications: New York, NY, USA, 2015; ISBN 978-1-4625-1779-4.
76. Anderson, J.C.; Gerbing, D.W. Structural equation modeling in practice: A review and recommended two-step approach. *Psychol. Bull.* **1988**, *103*, 411. [\[CrossRef\]](#)
77. Bagozzi, R.P.; Yi, Y. On the evaluation of structural equation models. *J. Acad. Mark. Sci.* **1988**, *16*, 74–94. [\[CrossRef\]](#)
78. Bagozzi, R.P.; Yi, Y. Specification, evaluation, and interpretation of structural equation models. *J. Acad. Mark. Sci.* **2012**, *40*, 8–34. [\[CrossRef\]](#)

Reproduced with permission of copyright owner. Further reproduction
prohibited without permission.