

BAB V

KESIMPULAN DAN SARAN

5.1 Kesimpulan

Setelah melakukan analisis dan penelitian tentang pengaruh pengalaman pelanggan, kualitas produk, kualitas layanan, kepuasan pelanggan, dan E-WOM terhadap loyalitas pelanggan, penulis akan memaparkan kesimpulan dalam penelitian sebagai berikut :

5.1.1 Kesimpulan Profil Responden

Jumlah responden pada penelitian sebanyak 150 responden. Pada pertanyaan filter responden yang merupakan pengguna produk Telkomsel saat ini adalah 150 responden. Mayoritas responden berjenis kelamin laki-laki sebanyak 76 responden dengan persentase 50,7 % dari jumlah total responden. Sisanya merupakan responden perempuan dengan jumlah 74 responden serta memiliki persentase 49,3 %. Responden yang paling banyak ada pada rentang usia 19-22 tahun dengan jumlah sebanyak 61 dan persentase 40,7 % dari keseluruhan total jumlah responden. Status pekerjaan responden yang paling banyak adalah pelajar/mahasiswa dengan total 79 responden dan persentasenya 52,7 % dari keseluruhan jumlah responden. Pendapatan/uang saku per bulan responden paling banyak berada pada angka < Rp.2.000.000 dengan total 46 responden dan persentasenya 30,7 % dari keseluruhan jumlah responden.

5.1.1 Kesimpulan Uji Hipotesis

Pengalaman pelanggan dan E-WOM berpengaruh terhadap loyalitas pelanggan dengan E-WOM sebagai variabel yang memiliki pengaruh paling

besar. Sedangkan, kualitas produk, kualitas layanan dan kepuasan pelanggan tidak berpengaruh terhadap loyalitas pelanggan.

5.2 Implikasi Manajerial

Hasil penelitian dan analisis yang telah dilakukan pada bab sebelumnya memberikan beberapa implikasi manajerial yang dapat diambil, yakni:

1. Berdasarkan hasil analisis pada penelitian ini, pengalaman pelanggan berpengaruh dan signifikan terhadap loyalitas pelanggan Telkomsel. Pengalaman pelanggan merupakan hal yang dirasakan oleh pengguna produk Telkomsel baik dari jangka waktu yang pendek atau panjang. Telkomsel harus dapat meningkatkan dan menjaga poin penting yang dapat mempengaruhi pengalaman yang pelanggan rasakan. Hasil penelitian ini juga dapat membantu perusahaan penyedia layanan telekomunikasi atau perusahaan lainnya untuk lebih sadar akan pentingnya pengalaman pelanggan untuk meningkatkan rasa loyalitas pelanggannya. Pengalaman pelanggan bisa menjadi kunci utama untuk membangkitkan rasa loyalitas pada pelanggan dengan membangun ikatan terhadap pengguna produk Telkomsel dengan pengalaman yang menyenangkan saat menggunakan produk Telkomsel. Telkomsel perlu mempertahankan dan meningkatkan kualitas dari pengalaman yang diberikan dari produk Telkomsel agar pelanggan selalu merasakan pengalaman yang menyenangkan dengan cara meningkatkan keamanan data, meningkatkan kinerja divisi pelayanan pelanggan, membuat *website* dan promo yang menarik minat pelanggan
2. Berdasarkan hasil pada penelitian ini, E-WOM merupakan variabel yang paling berpengaruh dan signifikan terhadap loyalitas pelanggan

Telkomsel. Rekomendasi yang diberikan para pengguna pada jejaring sosial dapat membantu konsumen lain untuk menentukan pilihan mana yang akan mereka tuju. Hasil penelitian ini juga dapat membantu perusahaan penyedia layanan telekomunikasi atau perusahaan lainnya akan pentingnya menjaga E-WOM agar tetap memberikan kesan positif, karena dapat mempengaruhi rasa loyalitas pelanggan. Untuk menjaga E-WOM yang sehat, Telkomsel perlu untuk meningkatkan dan menjaga kualitas mereka secara berkala agar tidak ada pelanggan yang merasa kecewa. Pelanggan yang kecewa bisa saja memberikan pengalaman buruk yang mereka rasakan pada jejaring sosial yang dapat mengubah persepsi Telkomsel pada orang lain. E-WOM juga dapat membantu konsumen dalam memilih *provider* dari orang yang terpercaya dan sudah punya pengalaman. Oleh karena itu, Telkomsel harus bisa menarik hati dari pelanggannya, sehingga mereka akan terus secara naluri untuk merekomendasikan produk Telkomsel pada orang lain hingga timbul rasa loyalitas yang kuat. Telkomsel perlu untuk mempertahankan E-WOM yang sudah baik agar pelanggan tidak terpengaruh untuk berpindah ke merek lain.

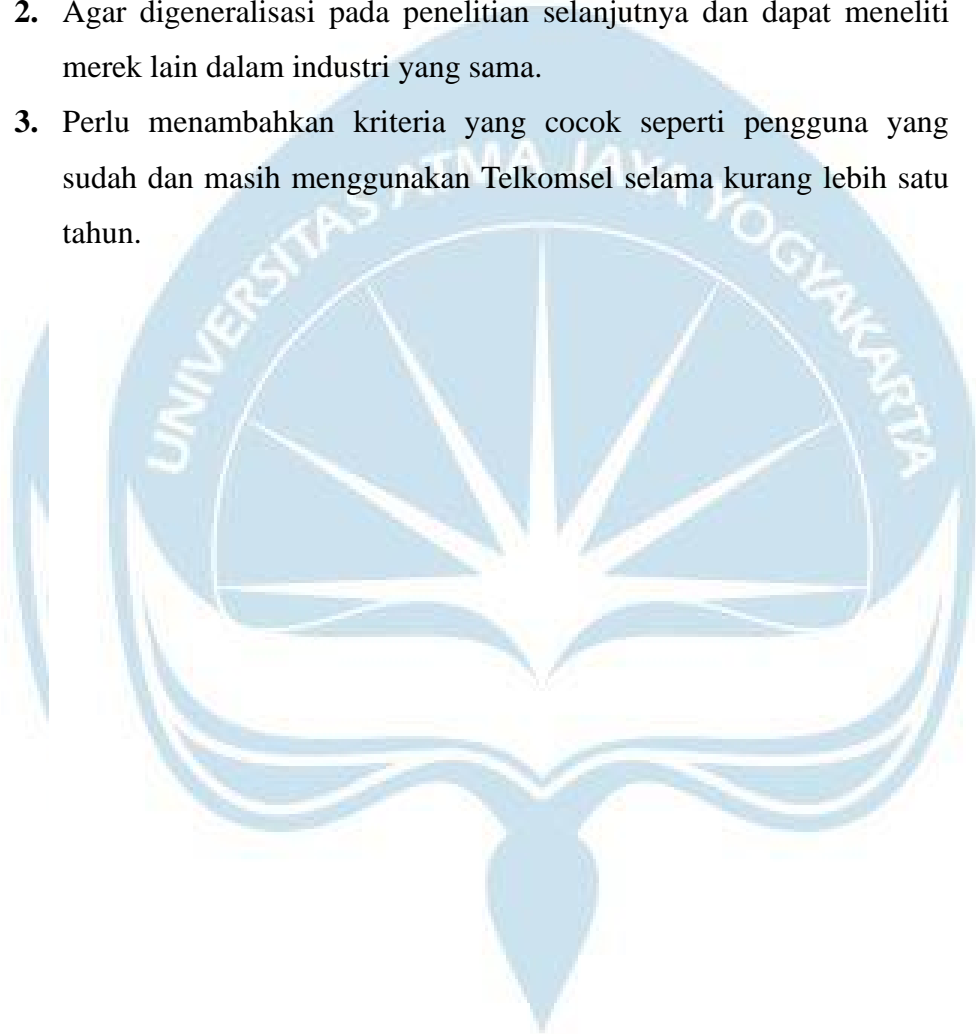
5.3 Keterbatasan Penelitian

Pada penelitian ini terdapat keterbatasan yakni sebagai berikut :

1. Penelitian ini memiliki banyak variabel yang tidak berpengaruh terhadap loyalitas pelanggan. Hal ini disebabkan karena kriteria responden yang tidak relevan dengan kuesioner.
2. Adanya kemampuan responden yang kurang dalam memahami pernyataan pada kuesioner dan perbedaan pemikiran, pemahaman dan kejujuran dalam pengisian kuesioner membuat adanya kemungkinan hasil yang kurang akurat.

5.4 Saran Untuk Penelitian Selanjutnya

1. Pada penelitian selanjutnya diperlukan adanya variabel-variabel lainnya seperti harga, promosi, *brand image*, hubungan pelanggan dan lainnya untuk dapat mendorong penelitian dan mendapatkan hasil yang lebih spesifik.
2. Agar digeneralisasi pada penelitian selanjutnya dan dapat meneliti merek lain dalam industri yang sama.
3. Perlu menambahkan kriteria yang cocok seperti pengguna yang sudah dan masih menggunakan Telkomsel selama kurang lebih satu tahun.



DAFTAR PUSTAKA

- Sugiyono (2019). *Metode Penelitian Kuantitatif, Kualitatif, Dan R&D*. Bandung : Alfabeta.
- Sugiyono, P. D. 2020. *Metode Penelitian Kualitatif Untuk Penelitian Yang Bersifat: Eksploitatif, Enterpretif Dan Konstruktif*. Edited By Y. Suryandari. Bandung: Alfabeta.
- Santoso, S. 2014. *Statistik Parametrik Edisi Revisi*. Jakarta : Elex Media Komputindo.
- Hair, Et Al, 2014, *Multivariate Data Analysis, New International Edition.*, New Jersey : Pearson.
- Hair Jr., J., Page, M., & Brunsveld, N. (2019). *Essentials Of Business Research Methods (4th Ed.)*. Routledge.
- Hair, Et Al. (2021). *A Primer On Partial Least Squares Structural Equation Modeling (Pls-Sem) Using R*. United States Of America : Sage Publications, Inc.
- Ghozali, I. (2018). “Aplikasi Analisis Multivariate Dengan Pogram Ibm Spss”Edisi Sembilan.Semarang:Badan Penerbit Universitas Diponegoro.
- Manyanga, W., Makanyeza, C., & Muranda, Z. (2022). The Effect Of Customer Experience, Customer Satisfaction And Word Of Mouth Intention On Customer Loyalty: The Moderating Role Of Consumer Demographics. *Cogent Business And Management*, 9(1), 1–21.
- Satria, R., & A.R., H. (2021). Pengaruh Digital Marketing Dan Brand Awareness Terhadap Penjualan Produk Kartuas Telkomsel Cabang Palembang. *Jurnal Nasional Manajemen Pemasaran & Sdm*, 2(3), 160–171.

- Rianto, R. M., Setyawati, N. W., Rohaeni, H., & Woelandari, D. S. (2022). Pengaruh Harga, Promosi Dan Inovasi Terhadap Kepuasan Pelanggan Provider Telkomsel Pada Generasi Milenial Muslim Di Kota Bekasi. *Jurnal Ilmiah Ekonomi Islam*, 8(02), 2159–2166.
- Mulady, R., & Sumadi. (2023). The Influence Of Service Quality, Product Quality, Price, And Innovation On Customer Loyalty At Satay Restaurant With The Customer Satisfaction As An Intervening Variable. *International Journal Of Research In Business And Social Science* (2147- 4478), 12(4), 115–122.
- Albarq, A. N. (2023). The Impact Of Ckm And Customer Satisfaction On Customer Loyalty In Saudi Banking Sector: The Mediating Role Of Customer Trust. *Administrative Sciences*, 13(3).
- Ali Imron, & Rizka Ariyanti. (2023). The Influence Of Service Quality, Customer Relationship Management (Crm) And Brand Image On Customer Loyalty With Customer Satisfaction As An Intervening Variable. *International Conference On Digital Advance Tourism, Management And Technology*, 1(1), 103–117.
- Along, A. (2020). Kualitas Layanan Administrasi Akademik Di Politeknik Negeri Pontianak. *Jurnal Ilmiah Administrasi Publik*, 006(01), 94–99.
- Anggraeni, D., Kumadji, S., & Sunarti, S. (2016). Pengaruh Kualitas Produk Terhadap Kepuasan Dan Loyalitas Pelanggan (Survei Pada Pelanggan Nasi Rawon Di Rumah Makan Sakinah Kota Pasuruan). *Jurnal Administrasi Bisnis S1 Universitas Brawijaya*, 37(1), 171–177.
- Haq, I., Soomro, J. A., Mazhar, T., Ullah, I., Shloul, T. Al, Ghadi, Y. Y., Ullah, I., Saad, A., & Tolba, A. (2023). Impact Of 3g And 4g Technology Performance On Customer Satisfaction In The Telecommunication Industry. *Electronics (Switzerland)*, 12(7).

- Intan Rurieta Anggarawati. (2021). Pengaruh Kualitas Produk, Kualitas Pelayanan Dan Kepuasan Pelanggan Terhadap Loyalitas Pelanggan Pdam Tirta Marta Yogyakarta. *Jurnal Indonesia Sosial Sains*, 2(1), 40–49.
- Iqbal, Q., & Hassan, S. H. (2019). A Dyadic Analysis Of Salespersons And Customers In Banking Sector: Humor Usage, Word Of Mouth And Expectation Of Continuity. *International Academic Journal Of Business Management*, 06(01), 202–213.
- Kim, Y. S. (2023). Customer Experience Design For Smart Product-Service Systems Based On The Iterations Of Experience–Evaluate–Engage Using Customer Experience Data. *Sustainability (Switzerland)*, 15(1).
- Nobar, H. B. K., & Rostamzadeh, R. (2018). The Impact Of Customer Satisfaction, Customer Experience And Customer Loyalty On Brand Power: Empirical Evidence From Hotel Industry.
- Phi, H. D., & Huong, D. P. (2023). Effect Of Service Quality On Customer Loyalty: The Mediation Of Customer Satisfaction, And Corporate Reputation In Banking Industry. *Eurasian Journal Of Business And Management*, 11(1),
- Rahmawati, A., Sugandini, D., & Istanto, Y. (2021). Pengaruh Customer Experience Terhadap Attitude Loyalty Dan Behavioral Loyalty Yang Dimediasi Oleh Emotional Experience Pada Pengguna Mobile Application Shopee (Studi Kasus Di Yogyakarta). *Jmbi Unsrat (Jurnal Ilmiah Manajemen Bisnis Dan Inovasi Universitas Sam Ratulangi)*, 8(3), 879–900.
- Setiobudi, A., Sudyasjayanti, C., & Danarkusuma, A. A. (2021). Pengaruh Pengalaman Pelanggan, Kualitas Layanan Dan Kepercayaan Pelanggan Terhadap Kesiapan Untuk Membayar. *Jbmi (Jurnal Bisnis, Manajemen, Dan Informatika)*, 17(3), 238–252.

- Sitorus, T., & Yustisia, M. (2018). The Influence Of Service Quality And Customer Trust Toward Customer Loyalty: The Role Of Customer Satisfaction. *International Journal For Quality Research*, 12(3), 639–654.
- Subawa, I. G. B., & Sulistyawati, E. (2020). Populasi Dalam Penelitian Ini Adalah Pelanggan Yang Loyal Menggunakan Jasa Lila.
- Suryantini, I. G. A. A., & Sujana. (2023). Pengaruh Kualitas Pelayanan Dan Pengalaman Pelanggan Terhadap Loyalitas Pelanggan Shopee Di Kota Singaraja. *Ekuitas: Jurnal Pendidikan Ekonomi*, 11(1), 116–
- Suson, R., Rivero, D. M., Arnejo, A., Atibing, N. M., Aro, J. L., Burdeos, A., Yamagishi, K., & Ocampo, L. (2023). Customer Loyalty During Disasters: The Case Of Internet Service Providers Amidst Typhoon Odette In Central Philippine Urban Districts. *Urban Science*, 7(2),
- Yum, K., & Yoo, B. (2023). The Impact Of Service Quality On Customer Loyalty Through Customer Satisfaction In Mobile Social Media. *Sustainability (Switzerland)*, 15(14).
- 유양우양호. (2017). The Impact Of Customer Value On Customer Satisfaction And Customer Loyalty In Hotel Firms. *Tourism Research*, 42(3), 141–158.
- Putra, S. D., & Hasmawaty, H. (2022). Pengaruh Kualitas Produk dan Pelayanan Terhadap Loyalitas Kepuasan Nasabah Tabungan Prioritas Bank Negara Indonesia. *Jurnal Media Wahana Ekonomika*, 19(1), 117.
- Dani, H., & Welsa, H. (2018). *Dani Haris * Dan Henny Welsa Program Studi Magister Manajemen Universitas Sarjanawiyata Tamansiswa Abstrak Penelitian Ini Bertujuan Untuk Menganalisis Pengaruh*

*Kualitas Produk Dan Desain Produk Dengan Variabel Intervening ,
Produk Dagadu Di Yogyatouriumyo. 2(2).*

Octavia, R. (2019). Pengaruh Kualitas Pelayanan Dan Kepuasan Nasabah Terhadap Loyalitas Nasabah Pt. Bank Index Lampung. *Jurnal Manajemen Pemasaran*, 13(1), 35–39.

Agiesta, W., Sajidin, A., & Piksi Ganesha, P. (2021). Pengaruh Kualitas Pelayanan Dan Kepuasan Pelanggan Terhadap Loyalitas Pelanggan Ka Lokal Bandung Raya. *Jurnal Ilmiah Mea (Manajemen, Ekonomi, Dan Akuntansi)*, 5(2), 1653–1664.

Najmudin, M., Widiyanto, A., Dwiwinarno, T., & Setyanta, B. (2022). Pengaruh Kualitas Layanan, Kepuasan Dan Kepercayaan Terhadap Loyalitas Pelanggan Dalam Menggunakan Jasa Pengiriman “Kirimaja” Yogyakarta. *Jurnal Cahaya Mandalika*, 61–70.

Aprileny, I., Rochim, A., & Emarawati, J. A. (2022). Pengaruh Kualitas Pelayanan, Harga Dan Kepercayaan Terhadap Loyalitas Pelanggan Melalui Kepuasan Pelanggan. *Jurnal Stei Ekonomi*, 31(02), 60–77.

Bryan, N. M., Keni, K., Negara, E. S., & Dharmawan, P. (2023). Pengaruh Brand Competence, Brand Trust, Brand Experience, Dan E-Wom Terhadap Brand Loyalty Dompot Digital. *Jurnal Muara Ilmu Ekonomi Dan Bisnis*, 7(1), 17–29.

Irawan, W., & Nisa, P. C. (2023). Pengaruh Corporate Social Responsibility, Electronic Word Of Mouth Dan Kualitas Layanan Terhadap Loyalitas Pelanggan Di Social Media. *Komitmen: Jurnal Ilmiah Manajemen*, 4(1), 243–259.

Azrullah, M. M. (2023). *Pengaruh Jangka Waktu Pembayaran, Penanganan Komplain Dan E-Wom Terhadap Loyalitas Konsumen (Studi Kasus Pada Toko Bangunan Porong Jaya Bangil).*

- Putri, Srijani, & Wirawan. (2023). Pengaruh Brand Image Dan E-Wom Terhadap Loyalitas Pelanggan Pada Penggunaan Aplikasi Tiktok Shop Mahasiswa. *Gulawentah: Jurnal Studi Sosial*, 8(1), 110–117.
- Supertini, N. P. S., Telagawati, N. L. W. S., & Yulianthini, N. N. (2020). Pengaruh Kepercayaan Dan Kepuasan Pelanggan Terhadap Loyalitas Pelanggan Pada Pusaka Kebaya Di Singaraja. *Prospek: Jurnal Manajemen Dan Bisnis*, 2(1), 61.
- Gultom, D. K., Arif, M., & Muhammad Fahmi. (2020). Determinasi Kepuasan Pelanggan Terhadap Loyalitas Pelanggan Melalui Kepercayaan. *Determinasi Kepuasan Pelanggan Terhadap Loyalitas Pelanggan Melalui Kepercayaan*, 3(2), 273–282.
- Agiesta, W., Sajidin, A., & Piksi Ganesha, P. (2021). Pengaruh Kualitas Pelayanan Dan Kepuasan Pelanggan Terhadap Loyalitas Pelanggan Ka Lokal Bandung Raya. *Jurnal Ilmiah Mea (Manajemen, Ekonomi, Dan Akuntansi)*, 5(2), 1653–1664.
- Anggraini, F., & Budiarti, A. (2020). Pengaruh Harga, Promosi, Dan Kualitas Pelayanan Terhadap Loyalitas Pelanggan Dimediasi Kepuasan Pelanggan Pada Konsumen Gojek. *Jurnal Pendidikan Ekonomi (Jupe)*, 8(3), 86–94.
- Muhtarom, A., Syairozi, M. I., & Yonita, H. L. (2022). Analisis Persepsi Harga, Lokasi, Fasilitas, Dan Kualitas Pelayanan Terhadap Loyalitas Pelanggan Dimediasi Keputusan Pembelian. *Jurnal Ilmiah Ekonomi Dan Bisnis*, 10(S1), 391–402.
- Violin, V., Mahfudnurnajamuddin, Hasan, S., & Sufri, M. (2021). Pengaruh Konsep Low-Cost Carrier Dan Kualitas Layanan Terhadap Kepuasan Dan Loyalitas Pelanggan Pada Maskapai Lion Airlines Di Indonesia. *Journal Of Management Science (Jms)*, 2(3), 26–36.

- Dewi, M. P. (2020). Pengaruh Persepsi Harga Dan Kualitas Pelayanan Terhadap Loyalitas Pelanggan Dimediasi Kepuasan Konsumen Pada Rm. Wongsolo Malang. *Iqtishoduna*, 16(2), 167–190.
- Samara, A., & Metta, S. (2023). Pengaruh Kemudahan Penggunaan, Pengalaman Pengguna Dan Kepuasan Pelanggan Terhadap Loyalitas Pelanggan Pada Penggunaan Aplikasi Dompot Digital (E-Wallet) Di Kalangan Mahasiswa Universitas Buddhi Dharma. *Jura : Jurnal Riset Akuntansi*, 1(2), 249–260.
- Setiawati, L., & Susanti, A. (2022). Pengaruh Pengalaman Pelanggan, Kesadaran Merek Dan Kepuasan Pelanggan Terhadap Loyalitas Pelanggan Pada Ella Skin Care Di Cabang Gentan. *Jurnal Ekonomi Akuntansi Dan Manajemen*, 21(1), 49.
- Nurhayati, S. (2020). Pengaruh Brand Trust, Brand Experience Dan Kepuasan Pelanggan Terhadap Loyalitas Pelanggan. *Jurnal Bisnis, Manajemen, Dan Akuntansi*, VII(2), 188–198.
- Tanoto, E., Purwati, A. A., Komardi, D., & Hamzah, M. L. (2022). Pengaruh Kualitas Pelayanan, Brand Image (Citra Merek), Pengalaman Konsumendan Kepuasan Konsumen Terhadap Loyalitas Konsumen Pada Pt. Kertajaya Utama Pekanbaru. *Invest : Jurnal Inovasi Bisnis Dan Akuntansi*, 3(2), 171–183.
- Putra, R. (2021). Determinasi Kepuasan Pelanggan Dan Loyalitas Pelanggan Terhadap Kualitas Produk, Citra Merek Dan Persepsi Harga (Literature Review Manajemen Pemasaran). *Jurnal Ekonomi Manajemen Sistem Informasi*, 2(4), 516–524.
- Nurhikmat, A. (2023). Determinasi Kepuasan Pelanggan Dan Loyalitas Pelanggan Dengan Harga Dan Kualitas Produk : Literature Review. *Karismapro*, 13(2), 75–86.

LAMPIRAN

Lampiran 1 Surat Pengantar Kuesioner

Hal : Permohonan Pengisian Kuesioner Penelitian

Kepada :

Yth. Bapak/Ibu/Saudara/Saudari

Di tempat

Dengan Hormat,

Saya yang bertanda tangan di bawah ini:

Nama : Benediktus Rionaldo Wibowo

NPM : 200325327

Fakultas : Fakultas Bisnis dan Ekonomika

Program Studi : Manajemen

Universitas : Universitas Atma Jaya Yogyakarta

Dengan ini memohon kesediaan Bapak/Ibu/Saudara/Saudari untuk berkenan membantu mengisi kuesioner terlampir yang merupakan bahan untuk penelitian skripsi yang berjudul “Pengaruh Pengalaman Pelanggan, Kualitas Produk, Kualitas Layanan, Kepuasan Pelanggan Dan E-WOM Terhadap Loyalitas Pelanggan Pengguna Layanan Telkomsel” sebagai salah satu persyaratan untuk memperoleh sarjana (S1). Seluruh informasi maupun data yang diberikan oleh responden pada kuesioner ini hanya digunakan untuk kepentingan penelitian dan tidak akan disalahgunakan ataupun disebarluaskan.

Demikian surat permohonan ini saya buat, atas perhatian dan partisipasi Bapak/Ibu/Saudara/Saudari saya ucapkan terima kasih.


Yogyakarta, 16 Juli 2024

Peneliti



Benediktus Rionaldo Wibowo

Lampiran 2 Kuesioner G-Form



Pengaruh Pengalaman Pelanggan, Kualitas Produk, Kualitas Layanan, Kepuasan Pelanggan Dan E-WOM Terhadap Loyalitas Pelanggan Pengguna Layanan Telkomsel

Halo, Perkenalkan nama saya Benediktus Rionaldo Wibowo, mahasiswa Program Studi Manajemen di Fakultas Bisnis & Ekonomi, Universitas Atma Jaya Yogyakarta.

Saat ini saya sedang menyusun skripsi dengan judul "**Pengaruh Pengalaman Pelanggan, Kualitas Produk, Kualitas Layanan, Kepuasan Pelanggan Dan E-WOM Terhadap Loyalitas Pelanggan Pengguna Layanan Telkomsel**". Berkaitan dengan hal tersebut, saya memohon kesediaan saudara/i untuk mengisi kuesioner dalam jangka waktu kurang lebih 10 - 15 menit. Mohon dapat mengisi dengan jujur dan objektif.


Seluruh informasi yang dibagikan akan digunakan untuk kebutuhan penelitian, dan kebutuhan confedensial, serta akan dirahasiakan.


Saya mengucapkan Terima Kasih karena sudah berkenan mengisi kuesioner ini.

Apabila ada pertanyaan mengenai kuesioner ini, bisa menghubungi alamat email saya.

Email: rionaldowibowo08@gmail.com

Hormat saya, Benediktus Rionaldo Wibowo.

rionaldowibowo18@gmail.com [Ganti akun](#) 

 Tidak dibagikan

*** Menunjukkan pertanyaan yang wajib diisi**

Email *

Jawaban Anda _____

[Berikutnya](#)Kosongkan formulir



Pengaruh Pengalaman Pelanggan, Kualitas Produk, Kualitas Layanan, Kepuasan Pelanggan Dan E-WOM Terhadap Loyalitas Pelanggan Pengguna Layanan Telkomsel

rionaldowibowo18@gmail.com [Ganti akun](#)



Tidak dibagikan

* Menunjukkan pertanyaan yang wajib diisi

Pertanyaan Filter

Apakah anda merupakan pengguna produk dari Telkomsel saat ini? *

- Ya
- Tidak

[Kembali](#)

[Berikutnya](#)

[Kosongkan formulir](#)

Jangan pernah mengirimkan sandi melalui Google Formulir.

Konten ini tidak dibuat atau didukung oleh Google. [Laporkan Penyalahgunaan](#) - [Persyaratan Layanan](#) - [Kebijakan Privasi](#)

Google Formulir



Pengaruh Pengalaman Pelanggan, Kualitas Produk, Kualitas Layanan, Kepuasan Pelanggan Dan E-WOM Terhadap Loyalitas Pelanggan Pengguna Layanan Telkomsel

rionaldowibowo18@gmail.com [Ganti akun](#)

Tidak dibagikan

* Menunjukkan pertanyaan yang wajib diisi

Profil Responden

Jenis Kelamin *

- Pria
 Wanita

Usia (dalam tahun, contoh : 21) *

Jawaban Anda _____

Status Pekerjaan *

- Pelajar / Mahasiswa
 Pegawai Swasta
 Pegawai Negeri Sipil
 Wiraswasta
 Belum Bekerja

Pendapatan atau uang saku per-bulan *

- < Rp 2.000.000
 Rp 2.000.001 - Rp 3.000.000
 Rp 3.000.001 - Rp 4.000.000
 > Rp 4.000.000

[Kembali](#)

[Berikutnya](#)

[Kosongkan formulir](#)

Jangan pernah mengirimkan sandi melalui Google Formulir.

Konten ini tidak dibuat atau didukung oleh Google. [Laporkan Penyalahgunaan](#) - [Persyaratan Layanan](#) - [Kebijakan Privasi](#)

Google Formulir



Pengaruh Pengalaman Pelanggan, Kualitas Produk, Kualitas Layanan, Kepuasan Pelanggan Dan E-WOM Terhadap Loyalitas Pelanggan Pengguna Layanan Telkomsel

rionaldowibowo18@gmail.com [Ganti akun](#)



Tidak dibagikan

* Menunjukkan pertanyaan yang wajib diisi

Pengalaman Pelanggan

Responden dimohon menjawab pertanyaan yang diajukan dengan memilih salah satu jawaban yang relevan dengan opini responden. Jawaban akan diklasifikasikan menjadi beberapa pilihan, yaitu :

- 1 = Sangat Tidak Setuju (STS)
- 2 = Tidak Setuju (TS)
- 3 = Netral (N)
- 4 = Setuju (S)
- 5 = Sangat Setuju (SS)

Saya merasakan pengalaman yang menyenangkan ketika menggunakan Telkomsel di berbagai lokasi. *

1 2 3 4 5

Sangat Tidak Setuju Sangat Setuju

Menurut saya, Telkomsel dapat menjaga keamanan data saya. *

1 2 3 4 5

Menurut saya, Telkomsel dapat menjaga keamanan data saya. *

	1	2	3	4	5	
Sangat Tidak Setuju	<input type="radio"/>	<input type="radio"/>	<input type="radio"/>	<input type="radio"/>	<input type="radio"/>	Sangat Setuju

Menurut saya, Customer Service Telkomsel memberikan pelayanan yang baik. *

	1	2	3	4	5	
Sangat Tidak Setuju	<input type="radio"/>	<input type="radio"/>	<input type="radio"/>	<input type="radio"/>	<input type="radio"/>	Sangat Setuju

Saya merasa nyaman saat mengunjungi website Telkomsel. *

	1	2	3	4	5	
Sangat Tidak Setuju	<input type="radio"/>	<input type="radio"/>	<input type="radio"/>	<input type="radio"/>	<input type="radio"/>	Sangat Setuju

Mengunjungi gerai Telkomsel membuat saya mendapatkan informasi tentang produk Telkomsel. *

	1	2	3	4	5	
Sangat Tidak Setuju	<input type="radio"/>	<input type="radio"/>	<input type="radio"/>	<input type="radio"/>	<input type="radio"/>	Sangat Setuju

Saya senang dengan promo yang diberikan Telkomsel. *

	1	2	3	4	5	
Sangat Tidak Setuju	<input type="radio"/>	<input type="radio"/>	<input type="radio"/>	<input type="radio"/>	<input type="radio"/>	Sangat Setuju

[Kembali](#)

[Berikutnya](#)

[Kosongkan formulir](#)



Pengaruh Pengalaman Pelanggan, Kualitas Produk, Kualitas Layanan, Kepuasan Pelanggan Dan E-WOM Terhadap Loyalitas Pelanggan Pengguna Layanan Telkomsel

rionaldowibowo18@gmail.com [Ganti akun](#)



Tidak dibagikan

* Menunjukkan pertanyaan yang wajib diisi

Kualitas Produk

Responden dimohon menjawab pertanyaan yang diajukan dengan memilih salah satu jawaban yang relevan dengan opini responden. Jawaban akan diklasifikasikan menjadi beberapa pilihan, yaitu :

- 1 = Sangat Tidak Setuju (STS)
- 2 = Tidak Setuju (TS)
- 3 = Netral (N)
- 4 = Setuju (S)
- 5 = Sangat Setuju (SS)

Menurut saya, kualitas jaringan Telkomsel baik. *

	1	2	3	4	5	
Sangat Tidak Setuju	<input type="radio"/>	<input type="radio"/>	<input type="radio"/>	<input type="radio"/>	<input type="radio"/>	Sangat Setuju

Menurut saya, harga dan kualitas produk Telkomsel sepadan. *

	1	2	3	4	5	
--	---	---	---	---	---	--

Menurut saya, harga dan kualitas produk Telkomsel sepadan. *

	1	2	3	4	5	
Sangat Tidak Setuju	<input type="radio"/>	<input type="radio"/>	<input type="radio"/>	<input type="radio"/>	<input type="radio"/>	Sangat Setuju

Telkomsel memiliki berbagai macam varian produk sesuai kebutuhan saya. *

	1	2	3	4	5	
Sangat Tidak Setuju	<input type="radio"/>	<input type="radio"/>	<input type="radio"/>	<input type="radio"/>	<input type="radio"/>	Sangat Setuju

Telkomsel memiliki jaringan yang stabil dimanapun saya berada. *

	1	2	3	4	5	
Sangat Tidak Setuju	<input type="radio"/>	<input type="radio"/>	<input type="radio"/>	<input type="radio"/>	<input type="radio"/>	Sangat Setuju

Menurut saya, produk Telkomsel lebih menonjol dari pesaingnya. *

	1	2	3	4	5	
Sangat Tidak Setuju	<input type="radio"/>	<input type="radio"/>	<input type="radio"/>	<input type="radio"/>	<input type="radio"/>	Sangat Setuju

Menurut saya, semua produk Telkomsel memiliki kualitas yang baik. *

	1	2	3	4	5	
Sangat Tidak Setuju	<input type="radio"/>	<input type="radio"/>	<input type="radio"/>	<input type="radio"/>	<input type="radio"/>	Sangat Setuju

[Kembali](#)

[Berikutnya](#)

[Kosongkan formulir](#)



Pengaruh Pengalaman Pelanggan, Kualitas Produk, Kualitas Layanan, Kepuasan Pelanggan Dan E-WOM Terhadap Loyalitas Pelanggan Pengguna Layanan Telkomsel

rionaldowibowo18@gmail.com [Ganti akun](#)



Tidak dibagikan

* Menunjukkan pertanyaan yang wajib diisi

Kualitas Layanan

Responden dimohon menjawab pertanyaan yang diajukan dengan memilih salah satu jawaban yang relevan dengan opini responden. Jawaban akan diklasifikasikan menjadi beberapa pilihan, yaitu :

- 1 = Sangat Tidak Setuju (STS)
- 2 = Tidak Setuju (TS)
- 3 = Netral (N)
- 4 = Setuju (S)
- 5 = Sangat Setuju (SS)

Menurut saya, Telkomsel memberikan fasilitas yang modern. *

	1	2	3	4	5	
Sangat Tidak Setuju	<input type="radio"/>	<input type="radio"/>	<input type="radio"/>	<input type="radio"/>	<input type="radio"/>	Sangat Setuju

Telkomsel memenuhi janjinya kepada saya. *

	1	2	3	4	5	
--	---	---	---	---	---	--

Telkomsel memenuhi janjinya kepada saya. *

	1	2	3	4	5	
Sangat Tidak Setuju	<input type="radio"/>	<input type="radio"/>	<input type="radio"/>	<input type="radio"/>	<input type="radio"/>	Sangat Setuju

Saya merasakan interaksi yang positif dengan staf Telkomsel. *

	1	2	3	4	5	
Sangat Tidak Setuju	<input type="radio"/>	<input type="radio"/>	<input type="radio"/>	<input type="radio"/>	<input type="radio"/>	Sangat Setuju

Staf Telkomsel selalu siap melayani saya. *

	1	2	3	4	5	
Sangat Tidak Setuju	<input type="radio"/>	<input type="radio"/>	<input type="radio"/>	<input type="radio"/>	<input type="radio"/>	Sangat Setuju

Staf Telkomsel selalu siap memecahkan masalah saya. *

	1	2	3	4	5	
Sangat Tidak Setuju	<input type="radio"/>	<input type="radio"/>	<input type="radio"/>	<input type="radio"/>	<input type="radio"/>	Sangat Setuju

[Kembali](#)

[Berikutnya](#)

[Kosongkan formulir](#)



Pengaruh Pengalaman Pelanggan, Kualitas Produk, Kualitas Layanan, Kepuasan Pelanggan Dan E-WOM Terhadap Loyalitas Pelanggan Pengguna Layanan Telkomsel

rionaldowibowo18@gmail.com [Ganti akun](#)



Tidak dibagikan

* Menunjukkan pertanyaan yang wajib diisi

Kepuasan Pelanggan

Responden dimohon menjawab pertanyaan yang diajukan dengan memilih salah satu jawaban yang relevan dengan opini responden. Jawaban akan diklasifikasikan menjadi beberapa pilihan, yaitu :

- 1 = Sangat Tidak Setuju (STS)
- 2 = Tidak Setuju (TS)
- 3 = Netral (N)
- 4 = Setuju (S)
- 5 = Sangat Setuju (SS)

Saya puas dengan layanan Telkomsel. *

	1	2	3	4	5	
Sangat Tidak Setuju	<input type="radio"/>	<input type="radio"/>	<input type="radio"/>	<input type="radio"/>	<input type="radio"/>	Sangat Setuju

Saya puas dengan website Telkomsel. *

	1	2	3	4	5	
--	---	---	---	---	---	--

Saya puas dengan website Telkomsel. *

	1	2	3	4	5	
Sangat Tidak Setuju	<input type="radio"/>	<input type="radio"/>	<input type="radio"/>	<input type="radio"/>	<input type="radio"/>	Sangat Setuju

Saya merasa keinginan saya terpenuhi oleh Telkomsel. *

	1	2	3	4	5	
Sangat Tidak Setuju	<input type="radio"/>	<input type="radio"/>	<input type="radio"/>	<input type="radio"/>	<input type="radio"/>	Sangat Setuju

Saya puas dengan berbagai macam produk yang disediakan Telkomsel. *

	1	2	3	4	5	
Sangat Tidak Setuju	<input type="radio"/>	<input type="radio"/>	<input type="radio"/>	<input type="radio"/>	<input type="radio"/>	Sangat Setuju

[Kembali](#)

[Berikutnya](#)

[Kosongkan formulir](#)





Pengaruh Pengalaman Pelanggan, Kualitas Produk, Kualitas Layanan, Kepuasan Pelanggan Dan E-WOM Terhadap Loyalitas Pelanggan Pengguna Layanan Telkomsel

rionaldowibowo18@gmail.com [Ganti akun](#)



Tidak dibagikan

* Menunjukkan pertanyaan yang wajib diisi

E-WOM

Responden dimohon menjawab pertanyaan yang diajukan dengan memilih salah satu jawaban yang relevan dengan opini responden. Jawaban akan diklasifikasikan menjadi beberapa pilihan, yaitu :

- 1 = Sangat Tidak Setuju (STS)
- 2 = Tidak Setuju (TS)
- 3 = Netral (N)
- 4 = Setuju (S)
- 5 = Sangat Setuju (SS)

Ulasan mengenai produk Telkomsel sangat membantu saya dalam memilih internet provider. *

1 2 3 4 5

Sangat Tidak Setuju Sangat Setuju

Ulasan mengenai Telkomsel mempengaruhi pilihan saya dalam memilih internet provider. *

Ulasan mengenai Telkomsel mempengaruhi pilihan saya dalam memilih internet provider. *

	1	2	3	4	5	
Sangat Tidak Setuju	<input type="radio"/>	<input type="radio"/>	<input type="radio"/>	<input type="radio"/>	<input type="radio"/>	Sangat Setuju

Rekomendasi mengenai produk di Telkomsel membantu saya untuk mencari informasi lebih lanjut mengenai Telkomsel. *

	1	2	3	4	5	
Sangat Tidak Setuju	<input type="radio"/>	<input type="radio"/>	<input type="radio"/>	<input type="radio"/>	<input type="radio"/>	Sangat Setuju

[Kembali](#)

[Berikutnya](#)

[Kosongkan formulir](#)





Pengaruh Pengalaman Pelanggan, Kualitas Produk, Kualitas Layanan, Kepuasan Pelanggan Dan E-WOM Terhadap Loyalitas Pelanggan Pengguna Layanan Telkomsel

rionaldowibowo18@gmail.com [Ganti akun](#)



Tidak dibagikan

* Menunjukkan pertanyaan yang wajib diisi

Loyalitas Pelanggan

Responden dimohon menjawab pertanyaan yang diajukan dengan memilih salah satu jawaban yang relevan dengan opini responden. Jawaban akan diklasifikasikan menjadi beberapa pilihan, yaitu :

- 1 = Sangat Tidak Setuju (STS)
- 2 = Tidak Setuju (TS)
- 3 = Netral (N)
- 4 = Setuju (S)
- 5 = Sangat Setuju (SS)

Saya akan melakukan pembelian kembali produk Telkomsel. *

	1	2	3	4	5	
Sangat Tidak Setuju	<input type="radio"/>	<input type="radio"/>	<input type="radio"/>	<input type="radio"/>	<input type="radio"/>	Sangat Setuju

Saya akan merekomendasikan produk Telkomsel pada orang lain. *

	1	2	3	4	5	
--	---	---	---	---	---	--

Saya akan merekomendasikan produk Telkomsel pada orang lain. *

	1	2	3	4	5	
Sangat Tidak Setuju	<input type="radio"/>	<input type="radio"/>	<input type="radio"/>	<input type="radio"/>	<input type="radio"/>	Sangat Setuju

Saya akan memilih produk Telkomsel dibanding kompetitor. *

	1	2	3	4	5	
Sangat Tidak Setuju	<input type="radio"/>	<input type="radio"/>	<input type="radio"/>	<input type="radio"/>	<input type="radio"/>	Sangat Setuju

[Kembali](#)

[Berikutnya](#)

[Kosongkan formulir](#)





Pengaruh Pengalaman Pelanggan, Kualitas Produk, Kualitas Layanan, Kepuasan Pelanggan Dan E-WOM Terhadap Loyalitas Pelanggan Pengguna Layanan Telkomsel

rionaldowibowo18@gmail.com [Ganti akun](#)



Tidak dibagikan

Terimakasih

Saya ucapkan, Terimakasih atas kesediaan waktu anda dalam mengisi kuesioner ini.
Sehat dan sukses selaluu.

[Kembali](#)

[Kirim](#)

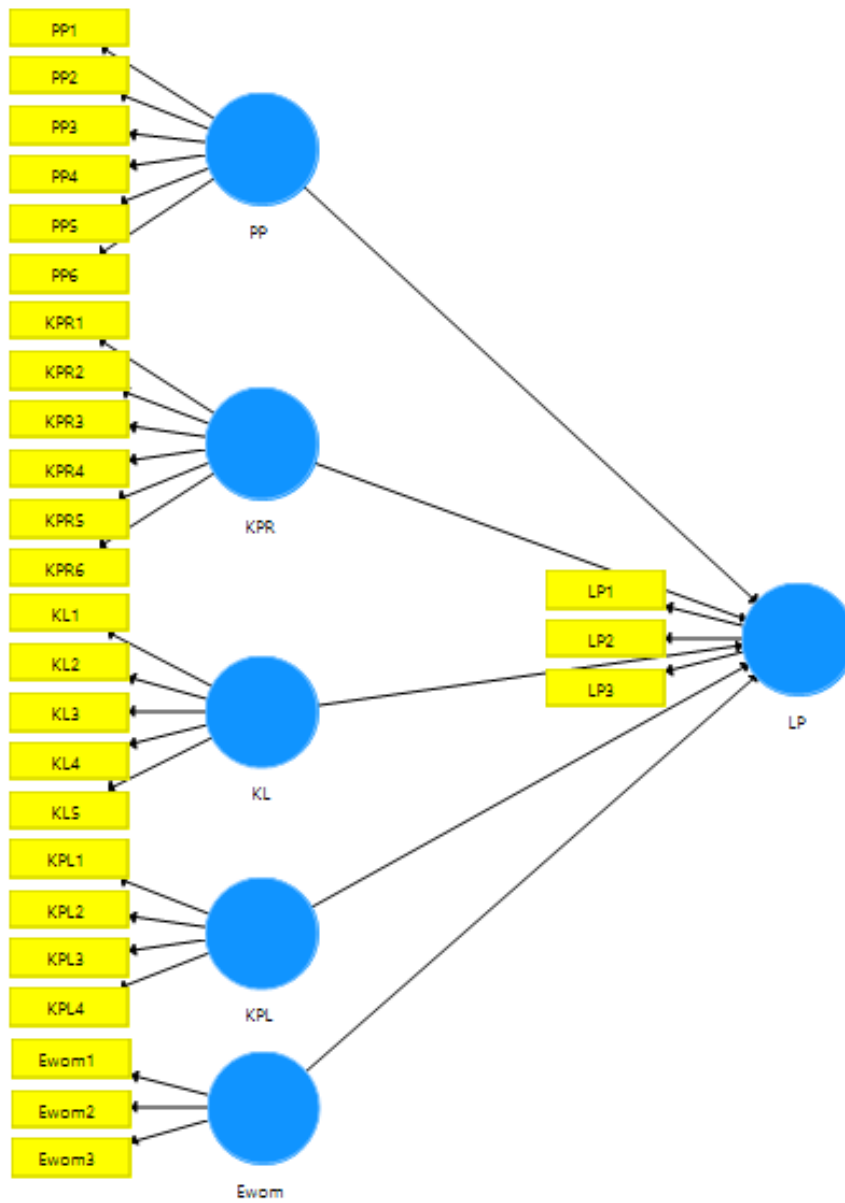
[Kosongkan formulir](#)

Jangan pernah mengirimkan sandi melalui Google Formulir.

Konten ini tidak dibuat atau didukung oleh Google. [Laporkan Penyalahgunaan](#) - [Persyaratan Layanan](#) - [Kebijakan Privasi](#)

Google Formulir

Lampiran 3 Hasil Pengujian SEM-PLS



Model Structural SEM-PLS

Construct Reliability and Validity

	Cronbach's Alpha	rho_A	Composite Reliability	Average Variance Extracted (AVE)
Ewom	0.798	0.811	0.881	0.712
KL	0.859	0.864	0.898	0.639
KPL	0.788	0.791	0.863	0.611
KPR	0.915	0.920	0.933	0.701
LP	0.776	0.781	0.870	0.690
PP	0.886	0.888	0.913	0.637

R Square

	R Square	R Square Adjusted
LP	0.768	0.759

f Square

	Ewom	KL	KPL	KPR	LP	PP
Ewom					0.112	
KL					0.003	
KPL					0.025	
KPR					0.000	
LP						
PP					0.072	

LV Prediction Summary

PLS		PLS Prediction Error (Descriptives)	PLS Predictions (Descriptives)
	RMSE	MAE	Q ² _predict
LP	0.511	0.370	0.745

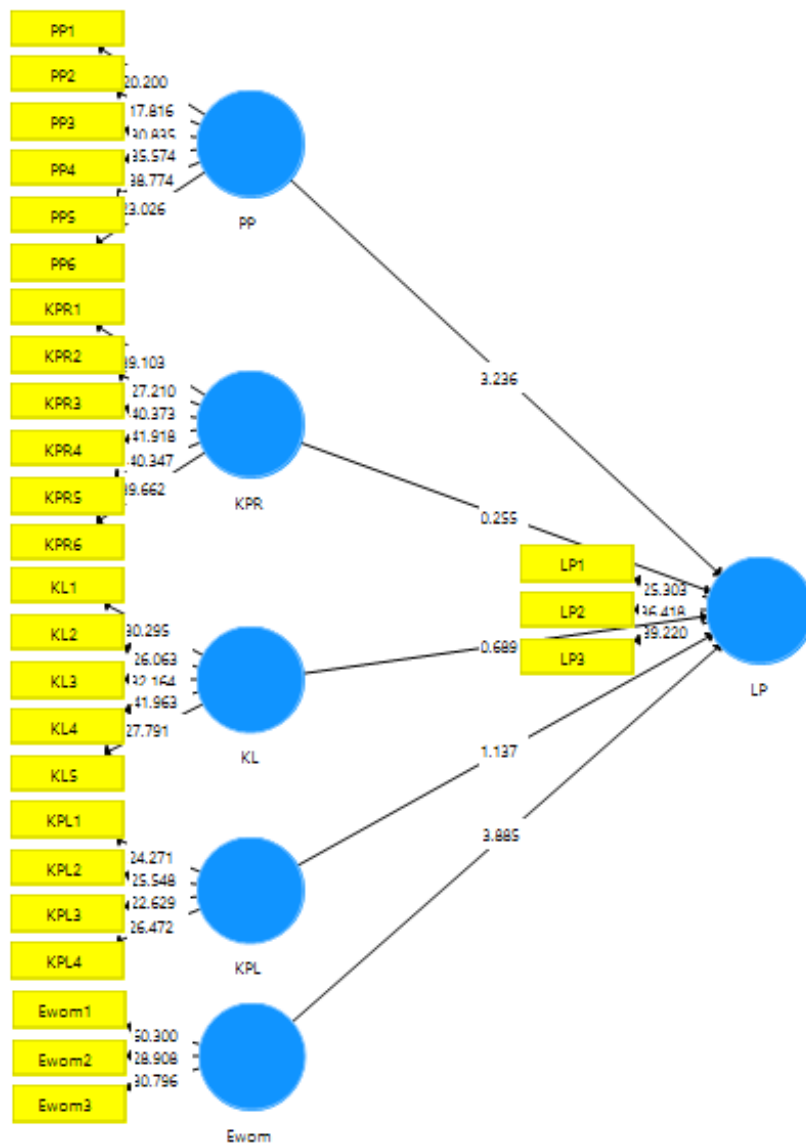
Outer Loadings

	Ewom	KL	KPL	KPR	LP	PP
Ewom1	0.891					
Ewom2	0.820					
Ewom3	0.818					
KL1		0.790				
KL2		0.771				
KL3		0.806				
KL4		0.840				
KL5		0.787				
KPL1			0.771			
KPL2			0.773			
KPL3			0.765			
KPL4			0.817			
KPR1				0.835		
KPR2				0.800		
KPR3				0.875		
KPR4				0.832		
KPR5				0.826		
KPR6				0.853		
LP1					0.802	
LP2					0.839	
LP3					0.850	
PP1						0.779
PP2						0.762
PP3						0.825
PP4						0.806
PP5						0.809
PP6						0.804

Inner Model

	Ewom	KL	KPL	KPR	LP	PP
Ewom					1.000	
KL					1.000	
KPL					1.000	
KPR					1.000	
LP						
PP					1.000	





Boostrapping Calculation

Hipotesis	Variabel	Original Sample (O)	Sample Mean (M)	Standard Deviation (STDEV)	T Statistic (O/STEV)	P Values	Ket
H1	Pengalaman Pelanggan → Loyalitas Pelanggan	0.315	0.330	0.102	3.103	0.002	DITERIMA
H2	Kualitas Produk → Loyalitas Pelanggan	-0.014	-0.012	0.056	0.257	0.798	DITOLAK
H3	Kualitas Layanan → Loyalitas Pelanggan	0.088	0.092	0.125	0.708	0.479	DITOLAK
H4	Kepuasan Pelanggan → Loyalitas Pelanggan	0.167	0.167	0.148	1.122	0.262	DITOLAK
H5	E-WOM → Loyalitas Pelanggan	0.369	0.354	0.099	3.742	0.000	DITERIMA

Lampiran 4 Jurnal Acuan Utama

Manyanga et al., *Cogent Business & Management* (2022), 9: 2082015
<https://doi.org/10.1080/23311975.2022.2082015>



Received: 14 March 2022
Accepted: 15 May 2022

*Corresponding author: Wilbert Manyanga Department of Marketing, Chinhoyi University of Technology, Chinhoyi 7724, Zimbabwe
E-mail: wcmmanyanga@gmail.com

Reviewing editor: Teresa Vilace, Business, Marketing Area, Universidad Rey Juan Carlos, Spain

Additional information is available at the end of the article

MARKETING | RESEARCH ARTICLE

The effect of customer experience, customer satisfaction and word of mouth intention on customer loyalty: The moderating role of consumer demographics

Wilbert Manyanga^{1*}, Charles Makanyeza² and Zororo Muranda¹

Abstract: Customer experience, satisfaction and word-of-mouth intention contribute a crucial part in enhancing customer loyalty in the banking sector. This study examines the moderators of the effect of customer experience, satisfaction and word-of-mouth intentions on customer loyalty. Data were collected from bank customers (n = 650) using a structured questionnaire through a cross-sectional survey in Harare, Zimbabwe. Customer experience, satisfaction and word-of-mouth intention were found to have a direct positive effect on loyalty. Age was found to moderate the effect of customer satisfaction on loyalty. However, gender, education and income did not moderate the effect of customer satisfaction on loyalty. These results contribute to the existing body of services marketing literature. Banks are advised to consider customer experience, satisfaction, word-of-mouth intention and age when designing strategies to improve customer loyalty.

Subjects: Consumer Behaviour; Marketing; Services Marketing; Marketing Management

ABOUT THE AUTHORS

Wilbert Manyanga is a final-year PhD student at Chinhoyi University of Technology. He is currently a lecturer at the same university in the Department of Marketing. Prior to that he was a banker and a marketing practitioner with experience of working in the Banking industry, FMCG and Aviation industry. His research area of interest is customer experience.

Charles Makanyeza is a senior academic, researcher and consultant who commands respect among his peers. Among many educational qualifications, he holds a PhD in Marketing from the University of KwaZulu-Natal, South Africa. He is an Associate Professor of Marketing and Strategy at the Namibia Business School, University of Namibia. His research areas of interest include marketing and strategy.

Zororo Muranda is a Professor of Marketing at Chinhoyi University of Technology in the Department of Marketing. His research area of interest is marketing.

PUBLIC INTEREST STATEMENT

Customer experience, satisfaction and word-of-mouth intention contribute a crucial role in the success of banks. This study examines the moderators of the effect of customer experience, satisfaction and word-of-mouth intention on customer loyalty within the banking sector in Zimbabwe. The study specifically tests the moderating effect of consumer demographics (gender, age, education and income) on the relationship between customer experience, satisfaction and word-of-mouth intention on customer loyalty. The study reveals that satisfied customers are loyal to the banks. The study also reveals that customer experience and word-of-mouth intention influence customer loyalty. Age was found to be moderating the effect of customer satisfaction on loyalty. When age of respondents is high the relationship between customer satisfaction and loyalty becomes stronger and vice versa. Subsequently, banks are encouraged to consider customer experience, satisfaction, word-of-mouth intention and consumer demographics when seeking to improve customer loyalty.



© 2022 The Author(s). This open access article is distributed under a Creative Commons Attribution (CC BY) 4.0 license.

Keywords: banking; customer experience; customer loyalty; customer satisfaction; word of mouth intention

1. Introduction

The business world globally has been transformed by the emergency of new technology and the banking sector is not spared (Kumar et al., 2020). Digital technology has substituted physical documents in an attempt to eradicate errors, delays, risk and most importantly the cost of banking (Kumar et al., 2020). Along with the new wave of technology is increased customer expectations from the banks since bank customers are becoming more educated and informed; thus, customers expect a better experience from the banks (Kumar & Anbazhagan, 2020; Kumar et al., 2020). Competition has also affected the banking industry as each bank seeks to gain market share through customer loyalty (Kumar & Anbazhagan, 2020).

The new technology has led to the adoption of e-banking and automation thereby creating more competition among the banks (Kumar & Anbazhagan, 2020). In the same manner, customers are becoming more service and price-conscious concerning their financial transactions (Becker & Jaakkola, 2020). The banking sector has now been faced with a wave of multiple accounts and customer switching hence banks are alarmed to create customer loyalty (Kumar & Anbazhagan, 2020). This presents a daunting challenge for banks to lock-in customers so as to enhance customer loyalty (Makudza, 2020). Banks are now focusing on identifying factors influencing customer loyalty so that they can put the effort in turning ordinary customers into loyal customers (Chikazhe et al., 2021).

The banking sector in Zimbabwe has been characterised by crisis especially from 2007 and bank confidence has been eroded and the banking public no longer have trust in the banks. The current banking environment is harsh and the confidence of the banking public has been very low due to the dent in the banking system failures (Makanyeza & Chikazhe, 2017). The bank failures in Zimbabwe affected the bank customers who lost their investments and deposits and this has dented the confidence of the banking public (Makanyeza & Chikazhe, 2017). This has led to negative perceptions by the general banking public due to the past failures in the economy at large (Makudza, 2020). It is against this background that banks in Zimbabwe seek to improve loyalty through customer experience, satisfaction and word-of-mouth intention (Makanyeza & Chikazhe, 2017; Makudza, 2020; Shambira, 2020).

Customer loyalty is regarded as a popular construct in marketing and its importance in creating a sustainable advantage for banks cannot be overemphasized (Mukerjee, 2018; Tabrani et al., 2018). Several scholars and practitioners believe that loyalty has a powerful consequence on company performance such as nourishing and increasing sales, profitability and lessen the marketing and operational costs (Mukerjee, 2018; Valipour et al., 2018). Loyal customers are unwilling to switch brands or service providers and it would be expensive and difficult for the competitors to disrupt that loyalty (Situmorang et al., 2017). Customers end up being loyal due to the experience they get during interactions with the service providers (Becker & Jaakkola, 2020).

Banks that fail to offer memorable customer experiences face threats from competitors because customer experience affect consumer behaviour issues such as loyalty and satisfaction (Chen et al., 2015). Customers always seek to be satisfied by the firm's offering, hence banks must prioritise customer satisfaction as a key element to attain loyalty (Husnain & Akhtar, 2015). word-of-mouth intention is a crucial determinant of loyalty (Chen et al., 2015). Consumer behaviour is also influenced by demographic factors (Pitchayadejanant & Nakpathom, 2016). Demographic factors impact customer perceptions in a different manner in the banking sector (Akbar, 2013).

There are many studies carried out in the banking industry on customer experience, satisfaction, word-of-mouth intention and customer loyalty (Abdul, 2019; Abuzid & Abbas, 2017; J. Bhatt &

Patel, 2020; Fernandes & Pinto, 2019; Hamburg et al., 2017; Kumar & Anbazhagan, 2020; Makanyeza & Chikazhe, 2017; Makudza, 2020; Mbama & Ezepue, 2018; Mulari & Komulainen, 2019; Suvarchala & Narasimha, 2018; Tabrani et al., 2018). Nevertheless, it is crucial to note that there are rather scant studies that have examined moderators of customer experience, satisfaction and word-of-mouth intention on customer loyalty. Furthermore, research is unconvincing on the role played by consumer demographics on the effect of customer experience, satisfaction and word-of-mouth intention on customer loyalty. Hence, this research attempts to narrow this knowledge gap by investigating the moderating effect of consumer demographics on the effect of customer experience, satisfaction and word-of-mouth intention on customer loyalty. The specific research objectives were to determine the effects of customer experience, satisfaction and word-of-mouth intention on customer loyalty; and to test the moderating role of gender, age, education and income on the effects of customer experience, satisfaction and word-of-mouth intention on customer loyalty.

The rest of the article includes literature review that covers the theoretical framework on customer experience, satisfaction, word-of-mouth intention and customer loyalty. Subsequently, the article discusses the research hypotheses development, research model, methodology, results and discussion, followed by the implications and conclusion.

2. Theoretical framework

2.1. Customer experience

Customer experience refers to the inner and personal response that customers have to all direct or indirect interactions with a firm (Kavitha & Haritha, 2018). Customer experience concentrates on the perceptions of interaction between the firm and the customer that provokes a reaction (J. Bhatt & Patel, 2020). Customer experience emanate from a positive post-experience evaluation of customer experience against customer's pre-experience expectations (Gahler et al., 2019). This study understands customer experience as naturally related to the necessity to provide superb services to customers during interactions.

The notion of customer experience has captured the minds of marketers and has arisen as an important dimension in contemporary marketing due to its capability to accomplish competitive advantage, differentiation and success for the firm (Barishade et al., 2019; Kim & Chen, 2019; Lemon & Verhoef, 2016; Rather, 2020; Terblanche, 2018; Trivedi, 2019). Worlu et al. (2016) posit that customer experience is now a critical management tool because it affects consumer actions. Customer experience is regarded as a strategy to foster loyalty, satisfaction, positive word-of-mouth referrals, reduced complaints and improved retention (Fernandes & Pinto, 2019; Wijaya et al., 2019). Therefore, banks must create a wow factor so that customers defend, recommend and refer the bank to others.

2.2. Customer satisfaction

Customer satisfaction emanates from the assessment of anticipated performance against the real perceived performance and the paid price (Abedi & Jahed, 2020). Customer satisfaction is a typical performance measure and is a result of the superiority of the customer experience and aspects around the gap between customer expectations and the actual experience (Ban & Jun, 2019; Milner & Furnham, 2017). This study comprehends satisfaction as an occurrence where offerings offered by specific banks meet or surpass client requirements. Satisfaction contributes to repeat purchases, favourable word-of-mouth intention, loyalty and eventually higher profit and reduction of costs (Chiguvi & Guruwo, 2017; Ngo & Nguyen, 2016; Shourav et al., 2018; Tao & Kim, 2019; Tripathi, 2017). Banks must ensure that their customers are satisfied if they want to be competitive, profitable and retain loyal customers.

2.3. word-of-mouth intention

An unending longing among customers to participate in informal communication and discussion concerning ownership, features of brands, representatives of firms and/or the firm itself is referred

to as word-of-mouth intention (Fazal-e-Hasan et al., 2017; Jham, 2018). In the banking industry context, word-of-mouth intention refers to an intent to participate in spreading a positive word about a bank after successfully enjoying its services (Iqbal & Hassan, 2018). word-of-mouth intention messages directly impact consumer purchasing decisions (Chen et al., 2015; Jham, 2018; Jung & Seock, 2017). Iqbal and Hassan (2018) postulate that word-of-mouth information aids consumers to appreciate and visualize expectations about the firm's offerings before its consumption. Customers rely on informal communication in order to lessen perceived risk prior to purchase of a product (Iqbal & Hassan, 2018). Customers treated with excellent service get involved in positive word-of-mouth (Iqbal & Hassan, 2018).

2.4. Customer loyalty

Loyalty is a profoundly held promise to buy again or revisit a chosen brand unswervingly in the future (Saleem et al., 2018). Customer loyalty is the longing of customers to continue being faithful to an organization and continuing patronage over time (Setiawan & Sayuti, 2017). This study comprehends loyalty as the commitment to rebuy and repatronise products frequently in the future notwithstanding marketing efforts and situational influences (Mukerjee, 2018). Loyalty results in reduced operational expenses, improved revenue and profitability and lower marketing expenses (Janahi & Al Mubarak, 2017).

Customer loyalty is influenced by factors like customer experience, satisfaction and word-of-mouth intention (Husnain & Akhtar, 2015; Pattanayak et al., 2017). Vallipour et al. (2018) posit that loyal customers have a tendency to purchase more bank products, continue with the same bank, eager to attempt new products, cheaper to assist and recommend others to bank with the same bank. Likewise, Kumar and Anbazhagan (2020) argued that loyal customers are unlikely be expected to switch to rivals due to variation in prices or incentives.

2.5. Consumer demographics

A. Bhatt and Bhatt (2016) define consumer demographics as the consumer characteristics like age, income, gender, literacy and education. Consumer demographics are crucial in services marketing as they influence decision-making and choices (Chauhan et al., 2016; Kamboj & Singh, 2018; Olasina, 2015). Chawla and Joshi (2017) argued that the respondents' demographics like age, income, gender and education impact buying decision-making process within the banking sector. Consumer demographics were found to impact satisfaction and loyalty within the banking setup (Shaikh & Karjaluo, 2015). Similarly, demographic and psychographic factors such as income, age, education and gender influence consumer decisions in the banking industry (Olasina, 2015; Shaikh & Karjaluo, 2015). Furthermore, demographic aspects like age, income, residential area, gender, employment status and marital status impact on bank customers' behavioural intentions (Lee et al., 2015).

3. Development of research hypotheses and research model

Customer experience and loyalty relationship have been confirmed to be positive within the banking sector (Alnawas & Hemsley-Brown, 2019; Kandampully et al., 2018). A study by Mbama and Ezepue (2018) confirmed that customer experience positively influence loyalty. Various studies reported the positive effect of customer experience on loyalty (Borishade et al., 2019; Foroudi et al., 2016; Hwang & Seo, 2016; Mulari & Komulainen, 2019; Srivastava & Kaul, 2016). Thus, it can be hypothesised that:

H1: Customer experience has a positive effect on customer loyalty.

The association between satisfaction and loyalty has been recognized as vital within the banking sector (Borishade et al., 2019; Kasiri et al., 2017). Research by Saleem et al. (2016) concluded that satisfaction has an influence on loyalty. Similarly, a study by Desai (2019) confirmed a significant association between overall satisfaction and loyalty. A general consensus

exists among scholars that customer satisfaction influences loyalty (Mbama & Ezepue, 2018; Ozatac et al., 2016). Thus, it can be hypothesised that:

H2: Customer satisfaction has a positive effect on customer loyalty

word-of-mouth intention has been found to positively influence loyalty within the banking sector (Jung & Seock, 2017; Saleem et al., 2018). A study by Iqbal and Hassan (2018) found that word-of-mouth intention directly impacts loyalty behaviour. The effect of word-of-mouth intention on loyalty was established as positive (Ban & Jun, 2019; Erjavec et al., 2016; Kandampully et al., 2015; Tao & Kim, 2019; Tripathi, 2017). Therefore, it can be hypothesised that:

H3: word-of-mouth intention has a positive effect on customer loyalty.

Gender has been found to influence loyalty and females were found to be more loyal than man (Dimitriadis, 2006; Gonçalves et al., 2012; Lee et al., 2015; Ndubisi, 2006). Therefore, the customer experience–loyalty relationship is stronger in females than males. Thus, it can be hypothesised that:

H4a: The effect of customer experience on loyalty is stronger in female than male consumers

Age has been found to influence consumer decisions and choices (A. Bhatt & Bhatt, 2016). The older and younger consumers have different purchase behaviour, young consumers consider different brands whereas older consumers are more loyal to more established brands (Chikazhe et al., 2021). Thus, customer experience relationship is stronger on older consumers than young ones. Hence it can be proposed that:

H4b: The effect of customer experience on loyalty is stronger in older than younger consumers

Education influence consumer buying decisions and choices (Chauhan et al., 2016; Kamboj & Singh, 2018; Olasina, 2015). Consumers with higher education can easily conduct and enjoy searching for new information concerning goods and services more than those with lower education do. (Chikazhe et al., 2021). Therefore, the connection between customer experience and loyalty is stronger on less educated than the more educated. Thus, it can be posited that:

H4c: The effect of customer experience on loyalty is stronger in less educated than more educated consumers

Income has been found to influence consumer purchase decisions (Chikazhe et al., 2021). Higher income consumers can easily shift from one particular brand to the other, unlike lower income consumers who tend to be stuck with certain brands because they cannot afford other brands (Chikazhe et al., 2021). The effect of customer experience on loyalty is stronger in consumers that have lower incomes than those with higher incomes (Gonçalves et al., 2012). Based on this argument, it is prudent to accept that the customer experience–loyalty relationship is stronger among consumers with lower than higher income. Thus, it is hypothesised that:

H4d: The effect of customer experience on loyalty is stronger in lower income than higher income consumers

A study by Ndubisi (2006) concluded that females are more loyal compared to males within the banking sector. Similarly, a study by Dimitriades (2006) in Greece's financial, retailing, entertainment and transportation services found that women were more loyal than men. Women and men differ in terms of buying behaviours because women have a tendency to be more involved in buying activities than men (Chikazhe et al., 2021). As a result, women develop stronger connections with brands than men do (Chikazhe et al., 2021). This makes women more loyal to particular brands than men (Chikazhe et al., 2021). Likewise, Gonçalves et al. (2012) observed that the customer satisfaction-loyalty link is stronger in women than men. Based on these remarks, it is rational to assume that the customer satisfaction-loyalty relationship will be stronger in females than males. Therefore, it is proposed that:

H5a: The effect of customer satisfaction on loyalty is stronger in female than male consumers

Age influence positively the connection amid customer satisfaction and loyalty (A. Bhatt & Bhatt, 2016). Chawla and Joshi (2017) confirm that age influence buying decision-making process within the banking sector. Existing literature confirm distinguished variances in consumer buying behaviour between adult and young consumers (Chikazhe et al., 2021). Younger consumers are more energetic and consider more brands when making purchase decisions than older consumers consider (Chikazhe et al., 2021). Older consumers usually choose well-established brands, avoiding newer brands because the ability to process purchasing information decreases as consumers grow older (Chikazhe et al., 2021). As such, older consumers are more loyal to particular brands than younger consumers are (Chikazhe et al., 2021). Similarly, the connection between customer satisfaction and loyalty is robust in older than young consumers (Gonçalves et al., 2012). Therefore, it is hypothesised that:

H5b: The effect of customer satisfaction on loyalty is stronger in older than younger consumers

Education has been found to influence consumer buying decisions (Chauhan et al., 2016; Kamboj & Singh, 2018; Olasina, 2015). Consumers with higher education can easily conduct and enjoy searching for new information concerning products more than those with lower education do. (Chikazhe et al., 2021). Therefore, the connection amid satisfaction and loyalty is stronger on less educated than the more educated. Thus, it can be posited that:

H5c: The effect of customer satisfaction on loyalty is stronger in less educated than more educated consumers

The effect of income on consumer buying decisions is noteworthy (Chikazhe et al., 2021). Thus, higher income consumers have less barriers when choosing brands (Chikazhe et al., 2021). They can easily try new things (Chikazhe et al., 2021). Hence, they are less loyal than lower income consumers are. Satisfaction effect on loyalty is stronger in consumers that has lower income than those with high income (Gonçalves et al., 2012). Based on this argument, it makes sense to accept that the customer satisfaction-loyalty relationship is stronger in consumers with lower than higher income. Thus, it is hypothesised that:

H5d: The effect of customer satisfaction on loyalty is stronger in lower income than higher income consumers

Gender has been found to influence consumer purchase decisions (Lee et al., 2015). Females were more loyal compared to males in the banking sector (Ndubisi, 2006). Also, Dimitriades (2006) in Greece's financial, retailing, entertainment and transportation services concluded that women were more loyal than men. Women develop stronger connections with brands than men do (Chikazhe et al., 2021). Likewise, Gonçalves et al. (2012) observed that the word-of-mouth intention-customer loyalty link is stronger in women than men. Based on these remarks, it is rational to assume that the word-of-mouth intention-customer loyalty relationship will be stronger in females than males. Therefore, it is posited that:

H6a: The effect of word-of-mouth intention on customer loyalty is stronger in female than male consumers

Age has been found to impact on consumer decisions within the banking sector (Chawla & Joshi, 2017). Consumer demographics such as age were found to influence customer experience and loyalty in the banking sector (Shaikh & Karjaluoto, 2015). Younger consumers tend to shift from one brand to the other, whereas older consumers tend to stick to their chosen brands and become loyal over time (Chikazhe et al., 2021). Correspondingly, the connection between word-of-mouth intention and loyalty is stronger in older than younger consumers (Gonçalves et al., 2012). Therefore, it is postulated that:

H6b: The effect of word-of-mouth intention on customer loyalty is stronger in older than younger consumers

Education has been found to influence consumer purchase decisions in services industry and banking sector as well (Chauhan et al., 2016; Kamboj & Singh, 2018; Lee et al., 2015; Ojasina, 2015). Consumers with higher education can easily look for new brands than those consumers with lower education, hence they are less loyal and may switch easily to new brands (Chikazhe et al., 2021). Therefore, the connection between word-of-mouth intention and customer loyalty is stronger on less educated than the more educated. Thus, it can be suggested that:

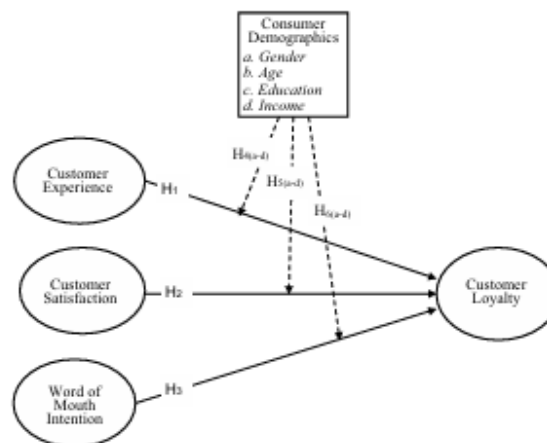
H6c: The effect of word-of-mouth intention on customer loyalty is stronger in less educated than more educated consumers

Income has been confirmed to influence consumer decisions within the banking sector (Chawla & Joshi, 2017; Lee et al., 2015). Higher income consumers can easily shift from one brand to the other contrasting to lower income consumers who tend to be loyal to certain brands because they may not afford other brands (Chikazhe et al., 2021). This makes lower income consumers more loyal to brands than higher income consumers (Chikazhe et al., 2021). As such, the effect of word-of-mouth intention on loyalty tends to be stronger among lower income than higher income consumers (Gonçalves et al., 2012). Based on these submissions, it can be suggested that word-of-mouth intention-customer-loyalty relationship is stronger in consumers with lower income than consumers with higher income. Thus, it is proposed that:

H6d: The effect of word-of-mouth intention on customer loyalty is stronger in lower income than higher income consumers

Based on the foregoing discussion, the research model is proposed in Figure 1.

Figure 1. Research model.



4. Research methodology

This component covers questionnaire measures and design, sampling and data collection methods adopted in this research.

4.1. Questionnaire design and measures

Appendix A shows the measurement scale with items that were used to measure customer experience (CEX), customer satisfaction (CSAT), word-of-mouth intention (WOMI) and customer loyalty (CLOY) based on the Likert scale which ranged from 1 (Strongly disagree) to 5 (Strongly agree). The study borrowed items from previous related studies and modified them to suit the current study (Alavijeh et al., 2018; Chahal et al., 2017; Fernandes & Pinto, 2019; Mbama & Ezepe, 2018; Yasin et al., 2020). The items for all constructs focused on perceptions of bank customers.

4.2. Sampling and data collection

The population comprises 19,320 bank customers in Harare (FBC Securities, 2013). A cross-sectional survey of bank customers was done using interviewer-administered questionnaires where bank customers were randomly selected by intercepting them as they leave the banking halls. The sample size was 650 bank customers and this was within the range of sample sizes adopted by previous studies (Abuzid & Abbas, 2017; Chahal et al., 2017; Chikazhe et al., 2021; Liang et al., 2009; Saleem et al., 2016; Zalloum et al., 2019). Data were collected for a period of six months, that is, from 15 June 2021 to 14 December 2021. All the research participants voluntarily participated in the study. Privacy and confidentiality were observed as data were used for academic purposes only. The researchers sought consent from the participants and all participants were informed that they were free to withdraw from the study at any time. Table 1 indicates the demographic characteristics of bank customers who participated in this study.

The basic characteristics of respondents, as depicted in Table 1 show that there were more male (59.7%) than female (40.5%) respondents. This suggests that the banking clientele in Zimbabwe is dominated by males (Shambira, 2020). This is plausible because the working-class population that can afford to open bank accounts consists of more males than females. The majority (94.8%) of the respondents were aged from 20 to 50 years and above. In Zimbabwe, this age group represents the economic active group that can afford to open and maintain bank accounts (Makanyeza & Chikazhe, 2017). The respondents had accomplished the following levels of education: primary

Table 1. Demography of bank customers

Characteristic	Frequency	Percent (%)
Gender		
Male	388	59.7
Female	262	40.3
Age		
18 to 19 years	34	5.2
20 to 29 years	96	14.8
30 to 39 years	190	29.2
40 to 49 years	256	39.4
50 years and above	74	11.4
Education		
Primary	42	6.5
Secondary	285	43.8
Tertiary	323	49.7
Income		
Less than 50,000	251	38.6
50,000 to 99,999	169	26.0
100,000 to 149,999	136	20.9
150,000 to 199,999	67	10.3
At least 200,000	27	4.2

level 6.5%, secondary 43.8% and tertiary 49.7%. This could make sense because Zimbabwe is generally, an educated country (Makudza, 2020). The majority (85.5%) of the respondents were earning less than ZWL\$150,000 (equivalent to about US\$500 at the time of data collection) per month. This suggests that the majority of the participants were earning low salaries.

5. Analysis and results

5.1. Data validation

Data were validated using data normality test, non-response bias test, common method bias (CMB) analysis, discriminant validity and convergent validity.

5.1.1. Data normality test

Normality test was performed to ascertain if data were normally spread (Gupta et al., 2019; Park, 2015). The normality test guides the type of inferential statistics to be performed (Ahad et al., 2011; Mbah & Paothong, 2015). Z-scores were the basis for checking for data normality. The scores were calculated in SPSS version 20. The Z-scores (n = 650) for all the variables and items were within the range -3.97 and +3.97 with a statistical significance of $p \leq 0.001$. This suggests that data were approximately normally distributed (Arbuckle, 2009; Pallant, 2010; Razali & Wah, 2011).

5.1.2. Non-response bias

Non-response bias is a type of bias caused by differences between respondents and non-respondents (Berg, 2005; Lahout et al., 2002). It is significant to conduct a non-response bias test because non-response by other respondents makes the sample size smaller and consequently negatively impact on the drawing of conclusions (Studer et al., 2013). The technique by Armstrong and Overton (1977) was used to assess for non-response bias. Using this method, implies that each of the items of the last half of the responses were compared against those of the first half of the

Table 2. Measurement model fit indices

Fit indices	Measurement model	Recommended values	Sources
χ^2/DF	2.09	≤ 3.000	Hair et al. (2006), Khajeheian and Ebrahimi (2020), Nayanajith and Damunupala (2019), Sardana and Bajpai (2020)
GFI	.904	> 0.900	
AGFI	.939	> 0.900	
NFI	.957	> 0.900	
TLI	.944	> 0.900	
CFI	.972	> 0.900	
RMSEA	.056	< 0.080	

responses. No substantial differences were noted in the means for the two waves of the responses. This shows that the study did not suffer from non-response bias.

5.1.3. CMB

CMB is an outcome of differences in responses that stem from the instrument itself instead of biases of the respondents that the instrument tries to reveal (Siemsen et al., 2010). Also, the CMB expounds the measurement error that is brought in by the friendliness of participants who aim to give positive answers (MacKenzie & Podsakoff, 2012). CMB impacts item validity and reliability and the covariation between hidden constructs (Min et al., 2016). Harman's single-factor assessment was used in measuring CMB. Also, exploratory factor analysis was performed in SPSS version 20, fixing the number of factors at 1. Prior studies such as Kim et al. (2013) recommend that the existence of a single factor with a variance explained greater than 50% suggests that there is CMB. The solution gave a factor with a variance explained of 35.966%. This implies that CMB did not affect this research.

5.1.4. Convergent validity

Convergent validity was measured by means of measurement model fit indices, Cronbach's alpha reliability, composite reliability, standardised factor loadings, individual item reliabilities (squared multiple correlations), critical ratios and average variance extracted. Table 2 indicate that least settings for the measurement model fit indices were fulfilled.

Results in Table 3 show that least settings for convergent validity were attained since all standardised factor loadings were above the recommended 0.5 cut-off point (Hair et al., 2006; Liang & Chia, 2014; Pallant, 2010; Wixom & Watson, 2001; Yong & Pearce, 2013). Critical ratios were appropriately large and significant at $p < 0.001$. Individual item reliabilities, composite reliabilities and Cronbach's alpha values were all acceptable as they were above 0.5 (Hair et al., 2010). Critical ratios were large enough and significant at $p < 0.001$. All constructs had average variance extracted above 0.5 as indicated in Table 4 (Field et al., 2012; Park, 2015).

5.2. Discriminant validity

Results in Table 4 show that the condition for discriminant validity was achieved. All AVEs (diagonal elements) were above the squared inter-construct correlations, (Field, 2009; Park, 2015).

5.3. Testing research hypotheses

5.3.1. Structural equation modelling

H1, H2 and H3 were tested using structural equation modelling (SEM) in AMOS version 21. Model fit indices ($\chi^2/DF = 2.09$; GFI = 0.904; AGFI = 0.939; NFI = 0.957; TLI = 0.944; CFI = 0.972; RMSEA = 0.56) were acceptable. Results for H1 show that customer experience has a direct positive effect on customer loyalty (SRW = 0.234, CR = 8.094, $p < 0.001$). Therefore, H1 was supported. Results for H2 show that customer satisfaction has a direct positive effect on customer loyalty

Table 3. Constructs, standardized factor loadings (λ), individual item reliabilities (squared multiple correlations), critical ratios (CRs), individual reliability and composite reliability

Constructs	λ	Individual item reliability	CR	Cronbach's alpha	Composite reliability
Customer experience					
CEX1	.746	.557	-	0.874	.911
CEX2	.851	.724	8.660***		
CEX3	.845	.714	8.180***		
CEX4	.762	.581	6.943***		
CEX5	.785	.616	15.220***		
CEX6	.771	.594	15.548***		
Customer satisfaction					
CSAT1	.780	.608	-	0.917	.917
CSAT2	.828	.686	15.013***		
CSAT3	.838	.702	10.809***		
CSAT4	.809	.654	17.198***		
CSAT5	.776	.602	17.339***		
CSAT6	.793	.629	15.631***		
word-of-mouth intention					
WOMI1	.727	.529	-	0.899	.890
WOMI2	.796	.634	12.409***		
WOMI3	.818	.669	16.278***		
WOMI4	.729	.531	16.982***		
WOMI5	.713	.508	17.092***		
WOMI6	.765	.585	15.942***		
Customer loyalty					
CLOY1	.834	.696	-	0.866	.934
CLOY2	.821	.674	13.171***		
CLOY3	.753	.567	14.513***		
CLOY4	.856	.733	16.184***		
CLOY5	.894	.799	17.204***		
CLOY6	.865	.748	17.079***		

Note:—CR is fixed; *** $p < 0.001$

Table 4. Average variance extracted (AVEs) and squared inter-construct correlations (SICCs)

Construct	CEX	CSAT	WOMI	CLOY
Customer experience (CEX)	.794			
Customer Satisfaction (CSAT)	.395	.804		
word-of-mouth intention (WOMI)	.363	.366	.759	
Customer loyalty (CLOY)	.401	.297	.429	.838

Note: Diagonal elements in bold represent AVEs

Table 5. Results of hypotheses testing (H1, H2 and H3)

Hypotheses	Hypothesised Relationship	SRW	CR	Remark
H ₁	Customer Experience → Customer Loyalty	0.234	8.094***	Supported
H ₂	Customer Satisfaction → Customer Loyalty	0.337	12.712***	Supported
H ₃	word-of-mouth Intention → Customer Loyalty	0.339	6.501***	Supported

Notes: SRW standardized regression weight, CR critical ratio, ** significant at $p < 0.05$, *** significant at $p < 0.001$

(standardised regression weight [SRW] = 0.337, CR = 12.712, $p < 0.001$). Therefore, H2 was supported. Results for H3 show that word-of-mouth intention has a direct positive effect on customer loyalty (SRW = 0.339, CR = 6.501, $p < 0.001$). Therefore, H3 was supported. The results for hypotheses testing for H1, H2 and H3 are shown in Table 5.

Table 6. Coefficients of moderated regression model

Variable	Beta	t-statistic	p value
Customer experience	.011	.279	.780
Customer satisfaction	.112	2.866	.004
word-of-mouth intention	.249	6.562	.000
Gender	.057	1.473	.141
Age	.001	.028	.978
Education	-.009	-.219	.827
Income	.053	1.353	.176
Customer experience*Gender	-.029	-.750	.454
Customer experience*Age	.065	1.635	.103
Customer experience*Education	.058	1.465	.143
Customer experience*Income	.060	1.511	.131
Customer satisfaction*Gender	-.004	-.092	.927
Customer satisfaction*Age	.083	2.137	.033***
Customer satisfaction*Education	-.006	-.158	.874
Customer satisfaction*Income	.034	.875	.382
word-of-mouth intention*Gender	-.074	-1.959	.051
word-of-mouth intention*Age	-.059	-1.552	.121
word-of-mouth intention*Education	-.071	-1.860	.063
word-of-mouth intention*Income	-.038	-.999	.318

Notes: R Square = 0.113, F = 23.564, significant at $p < 0.05$

5.3.2. Moderated regression

In testing H4(a-d), H5(a-d) and H6(a-d) a moderated regression analysis was performed. Results are summarised in Table 6.

Results show that coefficients for the interaction terms (Customer experience*Gender, Customer experience*Age, Customer experience*Education and Customer experience*Income) were insignificant ($p > 0.05$). This suggests that gender, age, education and income do not moderate the effect of customer experience on customer loyalty. Therefore, H4a, H4b, H4c and H4d were not supported. Furthermore, the interactions (Customer satisfaction*Gender, Customer satisfaction*Education and Customer satisfaction*Income) were insignificant ($p > 0.05$). Only the interaction between customer satisfaction and age was significant at $p < 0.05$. Hence H5b was supported. This suggests that age moderate the effect of customer satisfaction on customer loyalty. When age of respondents is high the relationship between customer satisfaction and loyalty becomes stronger and vice versa. As such, older consumers are more loyal than younger consumers are. However, gender, education and income do not moderate the effect of customer satisfaction on customer loyalty. Therefore, H5a, H5c and H5d were not supported. Also, the interaction (word-of-mouth intention*Gender, word-of-mouth intention*Age, word-of-mouth intention*Education and word-of-mouth intention*Income) were insignificant ($p > 0.05$). This suggests that gender, age, education and income do not moderate the effect of word-of-mouth intention on customer loyalty. Therefore, H6a, H6b, H6c and H6d were not supported.

6. Discussion

In the services marketing literature, in spite of the call for enhancement of customer experience to increase customer loyalty (Ban & Jun, 2019; Shaurov et al., 2018; Tao & Kim, 2019; Tweneboah-Koduah & Farley, 2016). There is a necessity to include other variables to further reinforce this relationship. Customer satisfaction and word-of-mouth intention are crucial in services marketing particularly in the banking industry (Chen et al., 2015; Jham, 2018; Jung & Seock, 2017). There is inconclusive empirical literature about the moderating effects of consumer demographics on the relationship among customer experience, satisfaction and loyalty. Accordingly, the current research was done to reduce the current knowledge gap in services marketing literature.

The study shows that and customer experience, satisfaction and word-of-mouth intention are crucial aspects that impact on customer loyalty within the banking setting. As anticipated, the study found that customer experience has a positive effect on customer loyalty and these findings confirm previous studies (Borishade et al., 2019; Foroudi et al., 2016; Hwang & Seo, 2016; Mulari & Komulainen, 2019; Srivastava & Kaul, 2016). Also, the study concluded that customer satisfaction has a direct positive effect on loyalty. These findings are in line with the current findings by previous scholars (Borishade et al., 2019; Kasiri et al., 2017; Mbama & Ezepue, 2018). Furthermore, the study findings reveal that word-of-mouth intention has a positive effect on customer loyalty and these results confirm extant literature (Jung & Seock, 2017; Saleem et al., 2018). This imply that when formulating strategies for improving customer loyalty, banks must take into cognisance customer experience, customer satisfaction and word-of-mouth intention. These findings augment the understanding of the relationship among customer experience, customer satisfaction and word-of-mouth intention on customer loyalty.

The study also ascertains that age moderates the effect of customer satisfaction on loyalty. In a similar study, age has been found to influence positively the connection between customer satisfaction and loyalty (A. Bhatt & Bhatt, 2016). Chawla and Joshi (2017) confirm that age influences buying decision-making process within the banking sector. Existing literature confirms distinguished variances in consumer buying behaviour between adult and young consumers (Chikazhe et al., 2021). Younger consumers are more energetic and consider more brands when making purchase decisions than older consumers consider (Chikazhe et al., 2021). Older consumers usually choose well-established brands, avoiding newer brands because the ability to process purchasing information decreases as consumers grow older (Chikazhe et al., 2021). As such, older

consumers are more loyal to particular brands than younger consumers are (Chikazhe et al., 2021). Similarly, the connection between customer satisfaction and loyalty is more robust in older than young consumers (Gonçalves et al., 2012). Nevertheless, age does not moderate the effect of customer experience and word-of-mouth intention on customer loyalty. Also, gender, education and income do not moderate the effect of customer experience and word-of-mouth intention on customer loyalty. Thus, demographic variables such as age play an important role on customer satisfaction–loyalty relationship. Nonetheless, age do not influence the customer experience–loyalty relationship as well as the word-of-mouth intention–loyalty relationship. Furthermore, demographic variables like gender, education and income do not play an important role in the relationship between customer satisfaction and loyalty as well as between word-of-mouth intention on customer loyalty within the banking setting.

7. Implications

For banks to achieve high levels of loyalty among bank customers, banks are advised to look into aspects like customer experience, customer satisfaction and word-of-mouth intention. Thus, banks are advised to contemplate on all these variables as a set predictors of customer loyalty instead of viewing them separately. Foremost, banks are encouraged to improve customer experience by handling customer problems well, prompt customer service, ensure their products are easy to use, meet service needs and requirements and provide error free services. Subsequently, banks ought to improve customer satisfaction by meeting and exceeding customer expectations and improve the relationship between the bank and its customers. Finally, banks are advised to improve on word-of-mouth intention by addressing all customer pains, glitches or difficulties that are inherent in interactions between the customers and the bank. Once this is addressed customers may recommend, speak positively, encourage others and forward the bank's promotional messages to other people. Also, crucial is to take cognisance of the moderating role of age on the relationship between customer satisfaction and loyalty, thus banks must ensure they create loyalty programmes especially for the younger generations so that they become more loyal like the older generation.

8. Conclusion

The drive of this research was to study the moderators of the effect of customer experience, satisfaction and word-of-mouth intention on loyalty. This study reveals that customer experience, satisfaction and word-of-mouth intention has a positive effect on loyalty. Banks that offer memorable customer experience, satisfy their customers and stimulate word-of-mouth intention by removing customer pains strengthens the connection amongst customer experience, satisfaction and word-of-mouth intention on customer loyalty. Age moderates the effect of satisfaction on loyalty; nevertheless, age do not moderate the effect of customer experience and word-of-mouth intention on customer loyalty. Demographic factors like gender, education and income do not moderate the effect of customer experience, satisfaction and word-of-mouth intention on customer loyalty within the banking sector. The study has limitations that necessitate for further studies to be carried out. For example, the research was carried out in one sector and in one country. This makes it hard to generalise the findings. Thus, it is proposed that more studies be done in other sectors and in other markets to enhance the generalisability of the results.

Funding

The authors received no direct funding for this research.

Author details

Wilbert Manyanga¹
E-mail: wmanyanga@gmail.com
ORCID ID: <http://orcid.org/0000-0002-6710-0140>
Charles Makanyeza²
ORCID ID: <http://orcid.org/0000-0003-1020-7665>
Zororo Muranda¹
E-mail: zmuranda@cut.ac.zw

¹ Department of Marketing, Chinhoyi University of Technology, Chinhoyi, Zimbabwe.

² Namibia Business School, University of Namibia, Windhoek, Namibia.

Disclosure statement

No potential conflict of interest was reported by the author(s).

Citation information

Cite this article as: The effect of customer experience, customer satisfaction and word of mouth intention on customer loyalty: The moderating role of consumer demographics, Wilbert Manyanga, Charles Makanyeza & Zororo Muranda, Cogent Business & Management (2022), 9: 2082015.

References

- Abdul, A. M. (2019). Disclosure techniques for customer experience exploratory study of the sample opinions of administrative leaders in the middle east bank for investment. *Tikrit Journal of Administrative and Economic Sciences*, 3(43), 121. [joas.tu.edu.iq/index.php/article/view/43](https://doi.org/10.1080/23311975.2022.2082015)
- Abedi, E., & Jahed, A. (2020). Investigating the effect of customer experience affinity and brand on brand equity with the mediating role of customer satisfaction in Iran Insurance company (case study: Tehran province branches customers). *International Journal of Information, Business and Management*, 12(1), 165–176. <https://www.proquest.com/openview/a498c25461fa3fed917f4cbf8bb0d1c4/1?cbi>
- Abuzid, H. F. T., & Abbas, M. (2017). Banks performance and impact of market orientation strategy: Do employee satisfaction and customer loyalty augment this relationship? *International Review of Management and Marketing*, 7(2), 60–66. <https://econpapers.repec.org/RePEc:eco:journ3:2017-02-10>
- Ahad, N. A., Yin, T. S., Othman, A. R., & Yaacob, C. R. (2011). Sensitivity of normality tests to non-normal data. *Sains Malaysiana*, 40(6), 637–641. <https://www.scirp.org/j5i43dyn45teexjx455q1t3d2q>
- Akbar, S. (2013). Relationship of service quality and customer loyalty through the moderating effect of socio demographic characteristics. *International Journal of Hospitality & Tourism Systems*, 6(2), 81–91. www.i-scholar.in/index.php/jhts/article/view/50758
- Alavjeh, M. R. K., Esmaeili, A., Sepahvand, A., & Davidaviciene, V. (2018). The effect of customer equity drivers on word-of-mouth behavior with mediating role of customer loyalty and purchase intention. *Engineering Economics*, 29(2), 236–246. <http://dx.doi.org/10.5755/j01.ee.29.2.17718>
- Alnawas, I., & Hemsley-Brown, J. (2019). Examining the key dimensions of customer experience quality in the hotel industry. *Journal of Hospitality Marketing & Management*, 28(7), 833–861. <https://doi.org/10.1080/19368623.2019.1568339>
- Arbuckle, J. L. (2009). *Amos (Version 18.0)*. Amos Development Corporation.
- Armstrong, J. S., & Overton, T. S. (1977). Estimating non-response bias in mail surveys. *Journal of Marketing Research*, 14(3), 396–402. <https://doi.org/10.1177/00224377701400320>
- Ban, H. J., & Jun, J. K. (2019). A study on the semantic network analysis of luxury hotel and business hotel through the big data. *Culinary Science & Hospitality Research*, 25(1), 18–28. <https://www.researchgate.net/publication/330927785>
- Becker, L., & Jaakkola, E. (2020). Customer experience: Fundamental premises and implications for research. *Journal of the Academy of Marketing Science*, 48(4), 630–648. <https://doi.org/10.1007/s11747-019-00718-x>
- Berg, N. (2005). Non-response bias. *Encyclopedia of Social Measurement*, 2(1), 865–873. <https://doi.org/10.1016/b0-12-369398-5/00038-4>
- Bhatt, A., & Bhatt, S. (2016). Factors affecting customer adoption of mobile banking services. *The Journal of Internet Banking and Commerce*, 21(1), 1. <https://www.icommercentral.com/open-access/factors-affecting-customers-adoption-of-mobile-banking-services.php?aid=70189>
- Bhatt, J., & Patel, B. (2020). Exploring customer experience in service sector to convert customers into advocates: An exploratory research with special reference to Indian retail banks. *Our Heritage*, 68(1), 9270–9277. <https://www.researchgate.net/publication/344604374>
- Borishade, T. T., Kehinde, O., & Rowland, E. (2019). Customer experience empirical evidence clues and engineering student's loyalty. *Technology*, 10(1), 1–7. <http://www.iaeme.com/ijmet/issues.asp?IType=IJMET&VType=10&IType=1>
- Chahal, H., Bala, R., & Tiu Wright, L. (2017). CUSTEQUITY scale: Measurement and validation in Indian banking sector. *Cogent Business & Management*, 4(1), 1336152. <https://doi.org/10.1080/23311975.2017.1336152>
- Chauhan, V., Choudhary, V., & Mathur, S. (2016). Demographic influences on technology adoption Behavior: A study of E-Banking services in India. *Prabandhan: Indian Journal of Management*, 9(5), 45–59. <https://doi.org/10.17010/pjom/2016/v9i5/92571>
- Chawla, D., & Joshi, H. (2017). Role of demographics as moderator in mobile banking adoption. *Twenty-third Americas Conference on Information Systems*, Boston, AIS Electronic Library (AISeL).
- Chen, C. H., Nguyen, B., Klaus, P. P., & Wu, M. S. (2015). Exploring electronic word-of-mouth (eWOM) in the consumer purchase decision-making process: The case of online holidays-evidence from United Kingdom (UK) consumers. *Journal of Travel & Tourism Marketing*, 32(8), 953–970. <https://doi.org/10.1080/10548408.2014.956165>
- Chigwui, D., & Guruwo, P. T. (2017). Impact of customer satisfaction on customer loyalty in the banking sector. *International Journal of Scientific Engineering and Research (IJSER)*, 5(2), 55–63. <https://www.researchgate.net/publication/324601595>
- Chikazhe, L., Makanyeza, C., Chigunhah, B., & Akbari, M. (2021). Understanding mediators and moderators of the effect of customer satisfaction on loyalty. *Cogent Business & Management*, 8(1), 1922127. <https://doi.org/10.1080/23311975.2021.1922127>
- Desai, M. T. S. (2019). Measuring customer perception towards CRM of Indian commercial banks in Surat city. *Journal of the Gujarat Research Society*, 21(13), 487–496. www.gujaratresearchsociety.in/index.php/IJRS/article/view/1419
- Dimitriadou, Z. S. (2006). Customer satisfaction, loyalty and commitment in service organizations: Some evidence from Greece. *Management Research News*, 29(12), 782–800. <https://doi.org/10.1108/01409170610717817>
- Erjavec, H. Š., Dmitrović, T., & Povalec Bržan, P. (2016). Drivers of customer satisfaction and loyalty in service industries. *Journal of Business Economics and Management*, 17(5), 810–823. <https://doi.org/10.3846/16111699.2013.860614>
- Fazal-e-Hasan, S. M., Lings, I. N., Mortimer, G., & Neale, L. (2017). How gratitude influences customer word-of-mouth intentions and involvement: The mediating role of affective commitment. *Journal of Marketing Theory and Practice*, 25(2), 200–211. <https://doi.org/10.1080/10696679.2016.1270769>
- FBC Securities (2013). Report on the Zimbabwean banking sector. <https://www.theindependent.co.zw/2013/10/25/zimbabwe-overbanked/>
- Fernandes, T., & Pinto, T. (2019). Relationship quality determinants and outcomes in retail banking services: The role of customer experience. *Journal of Retailing and Consumer Services*, 50(C), 30–41. <https://doi.org/10.1016/j.jretconser.2019.01.018>
- Field, A. (2009). *Discovering statistics using SPSS*. Sage publications.
- Field, A., Miles, J., & Field, Z. (2012). *Discovering statistics using R*. Sage.

- Faroudi, P., Jin, Z., Gupta, S., Melawar, T. C., & Faroudi, M. M. (2016). Influence of innovation capability and customer experience on reputation and loyalty. *Journal of Business Research*, 69(11), 4882–4889. <https://doi.org/10.1016/j.jbusres.2016.04.047>
- Gahler, M., Klein, J. F., & Paul, M. (2019). Measuring customer experiences: A text-based and pictorial scale. *Marketing Science Institute Working Paper Series Report*, (19–119). MSI.
- Gonçalves, H. M., Sampaio, P., & Ribeiro Soriano, D. (2012). The customer satisfaction-customer loyalty relationship. *Management Decision*, 50(9), 1509–1526. <https://doi.org/10.1108/00251741211266660>
- Gupta, A., Mishra, P., Pandey, C. M., Singh, U., Sahu, C., & Keshri, A. (2019). Descriptive statistics and normality tests for statistical data". *Annals of Cardiac Anaesthesia*, 22(1), 67. <https://doi.org/10.4103/aca.ACA.157.38>
- Hair, J. F., Black, W. C., Babin, B. J., Anderson, R. E., & Tatham, R. (2006). *Multivariate data analysis* (6th ed.). Prentice-Hall.
- Hair, J. F., Anderson, R. E., Babin, B. J., & Black, W. C. (2010). *Multivariate Data Analysis: A Global Perspective* (Vol. 7). Pearson.
- Hamburg, C., Jozic, D., & Kuehnl, C. (2017). Customer experience management: Toward implementing an evolving marketing concept. *Journal of the Academy of Marketing Science*, 45(3), 377–401. <https://doi.org/10.1007/s11747-015-0460-7>
- Husnain, M., & Akhtar, M. W. (2015). Relationship marketing and customer loyalty: Evidence from banking sector in Pakistan. *Global Journal of Management and Business Research: E-Marketing*, 15(10), 1–14. <https://www.researchgate.net/profile/Mudassar>
- Hwang, J., & Seo, S. (2016). A critical review of research on customer experience management: Theoretical, methodological and cultural perspectives. *International Journal of Contemporary Hospitality Management*, 28(10), 2218–2246. <https://doi.org/10.1108/IJCHM-04-2015-0192>
- Iqbal, Q., & Hassan, S. H. (2018). A dyadic analysis of salespersons and customers in banking sector: Humor usage, word of mouth and expectation of continuity. *International Academic Journal of Business Management*, 5(3), 109–120. https://www.researchgate.net/profile/Qaiser_Iqbal6
- Janahi, M. A., & Al Mubarak, M. M. S. (2017). The impact of customer service quality on customer satisfaction in Islamic banking. *Journal of Islamic Marketing*, 8(4), 595–604. <https://doi.org/10.1108/JIMA-07-2015-0049>
- Jham, V. (2018). Customer satisfaction, service quality, consumer demographics and word of mouth communication perspectives: Evidence from the retail banking in United Arab Emirates. *Academy of Marketing Studies Journal*, 22(3), 1–17. <https://www.researchgate.net/publication/336770903>
- Jung, N. Y., & Seock, Y. K. (2017). Effect of service recovery on customers' perceived justice, satisfaction, and word-of-mouth intentions on online shopping websites. *Journal of Retailing and Consumer Services*, 37(1), 23–30. <https://doi.org/10.1016/j.jretconser.2017.01.012>
- Kamboj, N., & Singh, G. (2018). Customer satisfaction with digital banking in India: Exploring the mediating role of demographic factors. *Indian Journal of Computer Science*, 3(2), 9–32. <https://doi.org/10.17010/ijcs/2018/v3i2/123214>
- Kandampully, J., Zhang, T. C., & Bilgihan, A. (2015). Customer loyalty: A review and future directions with a special focus on the hospitality industry. *Management*, 27(3), 379–414. <https://doi.org/10.1108/IJCHM-03-2014-015>
- Kandampully, J., Zhang, T. C., & Joakkola, E. (2018). Customer experience management in hospitality. *International Journal of Contemporary Hospitality Management*, 30(1), 167–186. <https://doi.org/10.1108/IJCHM-10-2015-0549>
- Kasiri, L. A., Kenny, T. G. C., Murali, S., & Samsinar, M. S. (2017). Integration of standardization and customization: Impact on service quality, customer satisfaction, and loyalty. *Journal of Retailing and Consumer Services*, 35(3), 91–97. <https://doi.org/10.1016/j.jretconser.2016.11.007>
- Kavitha, S., & Haritha, P. (2018). A study on customer experience and its relationship with repurchase intention among telecom subscribers in Coimbatore district. *International Journal of Management Studies*, 5(3), 83–91. <https://doi.org/10.18843/ijms/v5i3/11>
- Khajehelani, D., & Ebrahim, P. (2020). Media branding and value co-creation: Effect of user participation in social media of news media on attitudinal and behavioural loyalty. *European Journal of International Management*, 5(6), 270–282. <https://doi.org/10.1504/EJIM.2021.117524>
- Kim, Y. H., Kim, D. J., & Wachter, K. (2013). A study of mobile user engagement (MoEN): Engagement motivations, perceived value, satisfaction, and continued engagement intention. *Decision Support Systems*, 56(3), 361–370. <https://doi.org/10.1016/j.dss.2013.07.002>
- Kim, H., & Chen, J. S. (2019). The memorable travel experience and its reminiscence functions. *Journal of Travel Research*, 58(4), 637–649. <https://doi.org/10.1177/0047287518772366>
- Kumar, K. D., Pereira, J., & Bhawanani, L. A. (2020). Study on impact of blockchain technology on Indian banking sector. *Studies in Indian Place Names*, 40(40), 722–729. <http://dx.doi.org/10.1201/9781003202240-53>
- Kumar, S. S., & Anbazhagan, B. (2020). Customer loyalty in banking industry: An empirical study in madurai district. *Our Heritage*, 68(30), 7224–7232. <https://www.bing.com/search?q=Kumar%2C+S.%2C+%26+Anbazhagan%2C+B.+%20%2C+Customer+Loyalty+in+Banking+Industry%3A+An+Empirical+Study+in+Madurai+District+Our+Heritage%2C+68%30%2C+7224-7232.&vid=cca4949a5674492fa230051b0b78e71b&aqs=edge.6957j6960.861j0j8&pglt=43&FORM=ANNTA1&PC=EDGEDEB>
- Lahaut, V. M., Jansen, H. A., van de Mheen, D., & Garretsen, H. F. (2002). Non-response bias in a sample survey on alcohol consumption. *Alcohol and Alcoholism*, 37(3), 256–260. <https://doi.org/10.1093/alcal/37.3.256>
- Lee, H., Harindranath, G., Oh, S., & Kim, D. J. (2015). Provision of mobile banking services from an actor-network perspective: Implications for convergence and standardization. *Technological Forecasting and Social Change*, 90(2), 551–561. <https://doi.org/10.1016/j.techfore.2014.02.007>
- Lemon, K. N., & Verhoef, P. C. (2016). Understanding customer experience throughout the customer journey. *Journal of Marketing*, 80(6), 69–96. <https://doi.org/10.1509/jm.15.0420>
- Liang, C. J., Wang, W. H., & Farquhar, J. D. (2009). The influence of customer perceptions on financial performance in financial services. *Marketing*, 27(2), 129–149. <https://doi.org/10.1108/02652320910935616>
- Liang, C., & Chio, T. L. (2014). Reliability, validity, and factor structure of the imaginative capability scale.

- Creativity Research Journal*, 26(1), 106-114. <https://doi.org/10.1080/10400419.2014.873671>
- MacKenzie, S. B., & Podsakoff, P. M. (2012). Common method bias in marketing: Causes, mechanisms, and procedural remedies. *Journal of Retailing*, 88(4), 542-555. <https://doi.org/10.1016/j.jretai.2012.08.001>
- Makanyeza, C., & Chikazhe, L. (2017). Mediators of the relationship between service quality and customer loyalty: Evidence from the banking sector in Zimbabwe. *International Journal of Bank Marketing*, 35(3), 540-556. <https://doi.org/10.1108/IJBM-11-2016-0164>
- Makudza, F. (2020). Augmenting customer loyalty through customer experience management in the banking industry. *Journal of Asian Business and Economic Studies*, 28(3), 191-203. <https://doi.org/10.1108/JABES-01-2020-0007>
- Mbah, A. K., & Paathang, A. (2015). Shapiro-Francia test compared to other normality test using expected p-value. *Journal of Statistical Computation and Simulation*, 85(15), 3002-3016. <https://doi.org/10.1080/00949655.2014.947986>
- Mbama, C. I., & Ezepe, P. D. (2018). Digital banking, customer experience and bank financial performance: UK customers' perceptions. *International Journal of Bank Marketing*, 36(2), 230-255. <https://doi.org/10.1108/IJBM-11-2016-0181>
- Milner, R., & Furnham, A. (2017). Measuring customer feedback, response and satisfaction. *Psychology*, 8(3), 350-362. <https://doi.org/10.4236/psych.2017.83021>
- Min, H., Park, J., & Kim, H. J. (2016). Common method bias in hospitality research: A critical review of literature and an empirical study. *International Journal of Hospitality Management*, 56(July), 126-135. <https://doi.org/10.1016/j.ijhm.2016.04.010>
- Mukerjee, K. (2018). The impact of brand experience, service quality and perceived value on word of mouth of retail bank customers: Investigating the mediating effect of loyalty. *Journal of Financial Services Marketing*, 23(1), 12-24. <https://doi.org/10.1057/s41264-018-0039-8>
- Mulari, A., & Komulainen, H. (2019). Online customer experience and its management as a competitive advantage in the Finnish banking sector.
- Nayanajith, G., & Damunupola, K. A. (2019). Relationship of perceived behavioral control and adoption of internet banking in the presence of a moderator. *Asian Journal of Multidisciplinary Studies*, 2(2), 30-41. <https://asianjournal.org/online/index.php/ajms/article/view/184/69>
- Ndubisi, N. O. (2006). Effect of gender on customer loyalty: A relationship marketing approach. *Marketing Intelligence & Planning*, 24(1), 48-61. <https://doi.org/10.1108/02634500610641552>
- Ngo, V. M., & Nguyen, H. H. (2016). The relationship between service quality, customer satisfaction and customer loyalty: An investigation in vietnamese retail banking sector. *Journal of Competitiveness*, 8(2), 103-116. <https://doi.org/10.7441/joc.2016.02.08>
- Olasina, G. (2015). Factors influencing the use of M-Banking by academics: A case study of SMS-based M-Banking. *African Journal of Information Systems*, 7(4), 56-57. <https://digitalcommons.kennesaw.edu/ajis/vol7/iss4/4>
- Ozotac, N., Saner, T., & Sen, Z. S. (2016). Customer satisfaction in the banking sector: The case of North Cyprus. *Procedia Economics and Finance*, 39(2016), 870-878. [https://doi.org/10.1016/S2212-5671\(16\)30247-7](https://doi.org/10.1016/S2212-5671(16)30247-7)
- Pollant, J. (2010). *SPSS survival manual: A step by step guide to data analysis using SPSS* (4th ed.). Allen & Unwin Book Publishers.
- Park, H. M. (2015). *Univariate analysis and normality test using SAS*. Stata, and SPSS.
- Pattanayak, D., Kulkuntia, M., & Puriyatoya, P. (2017). Investigating the influence of TQM, service quality and market orientation on customer satisfaction and loyalty in the Indian banking sector. *International Journal of Quality & Reliability Management*, 34(3), 362-377. <https://doi.org/10.1108/IJQRM-04-2015-0057>
- Pitchayadejanant, K., & Nakpathom, P. (2016). The effect of demographic information as moderator toward relationship between service quality, customer satisfaction, and customer loyalty in Thai Low cost carriers' passengers. *Journal of Marketing Management*, 4(1), 172-182. <https://doi.org/10.15640/jmm.v3n2a16>
- Rather, R. A. (2020). Customer experience and engagement in tourism destinations: The experiential marketing perspective. *Journal of Travel & Tourism Marketing*, 37(1), 15-32. <https://doi.org/10.1080/10548408.2019.1686101>
- Razali, M. R., & Wah, Y. B. (2011). Power comparison of shapiro-wilk, kolmogorov-smirnov, lilliefors and anderson-darling tests. *Journal of Statistical Modeling and Analytics*, 2(1), 21-33. <https://www.nrc.gov/docs/ML1714/ML17143A100.pdf>
- Saleem, M. A., Zahra, S., Ahmad, R., & Ismail, H. (2016). Predictors of customer loyalty in the Pakistani banking industry: A moderated-mediation study. *International Journal of Bank Marketing*, 34(3), 411-430. <https://doi.org/10.1108/IJBM-12-2014-0172>
- Saleem, M. A., Yaseen, A., & Wasaya, A. (2018). Drivers of customer loyalty and word of mouth intentions: Moderating role of interactional justice. *Journal of Hospitality Marketing & Management*, 27(8), 877-904. <https://doi.org/10.1080/19368623.2018.1469447>
- Sardana, S., & Bajpai, V. N. (2020). E-banking service quality and customer satisfaction: An exploratory study in India. *International Journal of Services and Operations Management*, 35(2), 223-247. <https://doi.org/10.1504/IJISOM.2020.105272>
- Setiawan, H., & Sayuti, A. J. (2017). Effects of service quality, customer trust and corporate image on customer satisfaction and loyalty: An assessment of travel agencies customer in South Sumatra Indonesia. *JOSR Journal of Business and Management*, 19(5), 31-40. <https://doi.org/10.9790/487X-1905033140>
- Shaikh, A. A., & Karjalaoto, H. (2015). Mobile banking adoption: A literature review. *Teleomatics and Informatics*, 32(1), 129-142. <https://doi.org/10.1016/j.tele.2014.05.003>
- Shambira, L. (2020). Exploring the adoption of artificial intelligence in the Zimbabwe banking sector. *European Journal of Social Sciences Studies*, 5(6), 110-124. <https://doi.org/10.46827/ejss.v5i6.942>
- Shourov, M. J., Talukder, A. R., & Rahman, L. (2018). Customers satisfaction on the retail banking sector in Bangladesh: A case study in city bank limited. *International Journal of Engineering and Management Research (IJEMR)*, 8(5), 151-155. <https://doi.org/10.31033/ijemr.8.5.18>
- Siemsen, E., Roth, A., & Oliveira, P. (2010). Common method bias in regression models with linear, quadratic, and interaction effects. *Organizational Research Methods*, 13(3), 456-476. <https://doi.org/10.1177/1096428109351241>
- Situmorang, S. H., Rini, E. S., & Muda, I. (2017). Customer experience, net emotional value and net promoter

- score on Muslim middle class women in Medan. *International Journal of Economic Research*, 14(20), 269–283. <https://www.researchgate.net/publication/322758292>
- Srivastava, M., & Kaul, D. (2016). Exploring the link between customer experience-loyalty-consumer spend. *Journal of Retailing and Consumer Services*, 31(2016), 277–286. <https://doi.org/10.1016/j.jretconser.2016.04.009>
- Studer, J., Baggio, S., Mahler-Kuo, M., Dermota, P., Gaume, J., Bertholet, N., Daepfen, J.-B., & Gmel, G. (2013). Examining non-response bias in substance use research-Are late respondent's proxies for non-respondents? *Drug and Alcohol Dependence*, 132(1–2), 316–323. <https://doi.org/10.1016/j.drugalcdep.2013.02.029>
- Suvarchola, A., & Narasimha, N. (2018). An empirical study of customer experience management in state bank of India and housing development finance corporation bank. *Journal of Business and Management*, 20(9), 1–07. https://www.academia.edu/es/37419406/An_Empirical
- Tabrani, M., Amin, M., & Nizam, A. (2018). Trust, commitment, customer intimacy and customer loyalty in Islamic banking relationships. *International Journal of Bank Marketing*, 36(5), 823–848. <https://doi.org/10.1108/IJBM-03-2017-0054>
- Tao, S., & Kim, H. S. (2019). Cruising in Asia: What can we dig from online cruiser reviews to understand their experience and satisfaction. *Asia Pacific Journal of Tourism Research*, 24(6), 514–528. <https://doi.org/10.1080/10941665.2019.1591473>
- Terblanche, N. S. (2018). Revisiting the supermarket in-store customer shopping experience. *Journal of Retailing and Consumer Services*, 40(2018), 48–59. <https://doi.org/10.1016/j.jretconser.2017.09.004>
- Tripathi, G. (2017). Customer satisfaction and word of mouth intentions: Testing the mediating effect of customer loyalty. *Journal of Services Research*, 17(2), 1–16. <https://www.proquest.com/17cbl=28391&pq-origsite=scholar>
- Trivedi, J. (2019). Examining the customer experience of using banking chatbots and its impact on brand love: The moderating role of perceived risk. *Journal of Internet Commerce*, 18(1), 91–111. <https://doi.org/10.1080/15332861.2019.1567188>
- Tweneboah-Koduah, E. Y., & Farley, A. Y. D. (2016). Relationship between customer satisfaction and customer loyalty in the retail banking sector of Ghana. *International Journal of Business and Management*, 11(1), 249. <https://doi.org/10.5539/ijbm.v11n1p249>
- Valipour, A., Noraei, M., & Kavosh, K. (2018). A meta-analysis of customer loyalty in the banking services industry. *ASEAN Marketing Journal*, 10(2), 137–155. <https://onesearch.id/Record/I05822.article-8777>
- Wijaya, I., Rai, A., & Hariguna, T. (2019). The impact of customer experience on customer behavior intention use in social media commerce, an extended expectation confirmation model: An empirical study. *Management Science Letters*, 9(12), 2009–2020. <https://doi.org/10.5267/j.msl.2019.7.005>
- Wixom, B. H., & Watson, H. J. (2001). An empirical investigation of the factors affecting data warehousing. *MIS Quarterly*, 25(1), 17–41. <https://doi.org/10.2307/3250957>
- Worlu, R., Kehinde, O. J., & Barishade, T. T. (2016). Effective customer experience management in health-care sector of Nigeria: A conceptual model. *International Journal of Pharmaceutical and Healthcare Marketing*, 10(4), 449–466. <https://doi.org/10.1108/IJPHM-12-2015-0059>
- Yasin, M., Liébana-Cabanillas, F., Porcu, L., & Kayef, R. N. (2020). The role of customer online brand experience in customers' intention to forward online company-generated content: The case of the Islamic online banking sector in Palestine. *Journal of Retailing and Consumer Services*, 52(2020), 101902. <https://doi.org/10.1016/j.jretconser.2019.101902>
- Yong, A. G., & Pearce, S. (2013). A beginner's guide to factor analysis: Focusing on exploratory factor analysis. *Tutorials in Quantitative Methods for Psychology*, 9(2), 79–94. <https://doi.org/10.20982/tqmp.09.2.p079>
- Zalloum, L., Alghadeer, H., & Nusairat, N. (2019). The effect of using mobile banking services applications on electronic word of mouth: The mediating role of perceived trust. *International Business Research*, 12(9), 62–80. <https://doi.org/10.5539/ibr.v12n9p62>