

CHAPTER 7

CONCLUSION AND SUGGESTION

7.1. Conclusion

Based on analysis and discussion on chapter 5, the conclusions are:





1. The improvement specification of the new master model machine compares to the current one is available on Table 7.1 while the constructions are available on Appendix 1.

Table 7.1. The Specification of Master Model Machine

COMPARISON	The Current Master Model Machine	The Master Model Machine
PHYSICAL SPECIFICATION		
Dimension	530mm x 440mm x 710mm	530mm x 440mm x 710mm
Weight	50 kg	80 kg
Maximum speed	1430 RPM	1380 RPM
Operating speed	460 RPM	460 RPM
Maximum dimension of silicone rubber mold	142mm x 58mm x 32mm	204mm x 178mm x 36mm
POWER SUPPLY		
Input voltage	220V AC, 50/60Hz	220V AC, 50/60Hz
Power Consumption	187.5 Watt	373 Watt
PRICE		
Master Model Machine	Rp. 4,500,000	Rp. 9,500,000

2. The visualization result of spin casting process compares to the master is shown on Table 7.2.

Table 7.2. Comparison Result

	Master	Spin Casting
Front Side		
Back Side		
Note:	The casting product was visually the same as master model and still contain small amount of penetration and less cold shots in the back side.	

3. Making master model production time :
- One product will takes 6.186 hours or one working day.
 - Low quantity order, 250 products take 8 working days.
 - Production cost per unit is IDR 10,500.00.

7.2. Suggestion

For future research it is suggested to conduct a research focused on the selecting the best type of HTV silicon rubber to solve shrinkage at the silicone; hence the best silicone rubber for spin casting technology can be found.



REFERENCES

Pamungkas, Dahana., 2009, *Techniques in Making Master Model for Spin Casting Technology*, Thesis of International Industrial Engineering Program Faculty of Industrial Technology Atma Jaya Yogyakarta University

Prasetyo, Yohanes Eko Budi., 2009, *Development Process of Spin Casting Machine for Souvenir Production*, Thesis of International Industrial Engineering Program Faculty of Industrial Technology Atma Jaya Yogyakarta University

Simonovic, Alexander M., Tupar, Slobodan N., Pekovic, Ognjen M., 2008, *Stress Distribution as a Cause of Industrial Steel Chimney Root Section Failure*, Faculty of Mechanical Engineering, Belgrade

Siswanto, A.T., 2003, *Perencanaan dan Perancangan Produk*, Program Studi Teknik Industri Universitas Atma Jaya Yogyakarta

Stamatis, D.H., 1947, *Six Sigma and Beyond : Design for Six Sigma Volume VI*, New York: ST. Lucie Press A CRC Press Company

Sularso, Ir., Suga, Kiyokatsu, 1997, *Dasar Perencanaan dan Pemilihan Elemen Mesin*, Jakarta: Pradnya Paramita

Ullman, David G., 1997, *The Mechanical Design Process*, 2nd ed., Singapore: McGraw-Hill Book Co

Vezzetti, E., 2007, *Spin casting characterization: An experimental approach for the definition of runners design guidelines*, Journal of Materials Processing Technology, Article in Press, doi:10.1016/j.jmatprotec.2007.04.134

<http://timah-pancing.com/productsoldertin> 2010, Solder Tin, accessed on 25 February 2010 at 05:00

http://en.wikipedia.org/wiki/Failure_analysis, 2010, Failure Analysis, accessed on 25 February 2010 at 05:30

[http://en.wikipedia.org/wiki/Failure mode and effects analysis](http://en.wikipedia.org/wiki/Failure_mode_and_effects_analysis), 2010, Failure Mode and Effects Analysis, accessed on 10 February 2010 at 19:55

http://syque.com/quality_tools/toolbook/Tree , 2010, Tree Diagram, accessed on 2 March 2010 at 10:00

[http://www.mindtools.com/favicon.ico/CSci5801/Readings/Grid Analysis](http://www.mindtools.com/favicon.ico/CSci5801/Readings/Grid_Analysis), 2009, Grid Analysis, accessed on 2 March 2009 at 08:55

<http://vada.skku.ac.kr/ClassInfo/creative-engineering/slides/CED-Lect10-FunctionAnalysis.pps>, 2009, Function Analysis, accessed on 10 February at 21:00

<http://www.asq.org/learn-about-quality/cause-analysis-tools/overview/fishbone.html>, 2009, Fishbone Diagram, accessed on 21 May 2009 at 17:51

<http://www-users.cs.umn.edu/~dliang/CSci5801/Readings/Decomposition.doc>, 2009, Decomposition Diagram, accessed on 20 June 2009 at 22:21

