

BAB V

PENUTUP

5.1. Kesimpulan

Kesimpulan yang didapat dari penelitian faktor-faktor yang memengaruhi luas pengungkapan sukarela pada laporan tahunan perusahaan di Bursa Efek Indonesia adalah sebagai berikut :

5.1.1. Proporsi komisaris independen, ukuran dewan direksi, ukuran dewan komisaris, kepemilikan pemerintah, kepemilikan institusional, kepemilikan manajerial, kepemilikan publik, profitabilitas, leverage, likuiditas, ukuran perusahaan, tipe auditor, dan basis perusahaan secara simultan berpengaruh terhadap luas pengungkapan sukarela.

5.1.2. Kesimpulan uji parsial variabel independen

5.1.2.1. Proporsi komisaris independen tidak berpengaruh terhadap luas pengungkapan sukarela.

5.1.2.2. Ukuran dewan direksi tidak berpengaruh terhadap luas pengungkapan sukarela.

5.1.2.3. Ukuran dewan komisaris tidak berpengaruh terhadap luas pengungkapan sukarela.

5.1.2.4. Kepemilikan pemerintah tidak berpengaruh terhadap luas pengungkapan sukarela.

5.1.2.5. Kepemilikan institusional tidak berpengaruh terhadap luas pengungkapan sukarela.

5.1.2.6. Kepemilikan manajerial tidak berpengaruh terhadap luas pengungkapan sukarela.

5.1.2.7. Kepemilikan publik tidak berpengaruh terhadap luas pengungkapan sukarela.

5.1.2.8. Profitabilitas tidak berpengaruh terhadap luas pengungkapan sukarela.

5.1.2.9. Leverage tidak berpengaruh terhadap luas pengungkapan sukarela.

5.1.2.10. Likuiditas tidak berpengaruh terhadap luas pengungkapan sukarela.

5.1.2.11. Ukuran perusahaan berpengaruh positif terhadap luas pengungkapan sukarela.

5.1.2.12. Tipe auditor tidak berpengaruh terhadap luas pengungkapan sukarela.

5.1.2.13. Basis perusahaan tidak berpengaruh terhadap luas pengungkapan sukarela.

5.1.3. Faktor yang paling dominan dalam memengaruhi luas pengungkapan sukarela adalah ukuran perusahaan.

5.2. Keterbatasan Penelitian

Sampel perusahaan dalam penelitian ini masih terhitung kecil dan tahun penelitian yang hanya 2 tahun dapat menjadikan hasil penelitian kurang mencerminkan kondisi sesungguhnya.

5.3. Saran

Saran bagi peneliti selanjutnya melakukan penelitian ulang dengan sampel perusahaan yang lebih banyak sehingga lebih mewakili populasi data. Saran berikutnya adalah memperpanjang periode tahun penelitian untuk melihat pengaruh antar variabel secara lebih konsisten.



DAFTAR PUSTAKA

- Agca, Ahmet, & Önde, Serife, (2007), “Voluntary Disclosure in Turkey: A Study on Firms Listed in Istanbul Stock Exchange (ISE)”, *Problems and Perspectives in Management*, Volume 5, Issue 3, pp. 241-251
- Almilia, Luciana Spica, & Retrinasari, Ikka, (2007), “Analisis Pengaruh Karakteristik Perusahaan terhadap Kelengkapan Pengungkapan dalam Laporan Tahunan Perusahaan Manufaktur yang Terdaftar di BEJ”, *Proceeding Seminar Nasional Inovasi dalam Menghadapi Perubahan Lingkungan Bisnis*, Fakultas Ekonomi, Universitas Trisakti Jakarta.
- Baek, H. Young, Johnson, Darlene R., Kim, Joung W., (2009), “Managerial Ownership, Corporate Governance, and Voluntary Disclosure”, *Journal of Business & Economic Studies*, Vol. 15, No. 2 pp. 44-61
- Badan Pengawas Pasar Modal dan Lembaga Keuangan, (2012), “Salinan Keputusan Ketua Badan Pengawas Pasar Modal Dan Lembaga Keuangan Nomor: Kep-431/Bl/2012 Tentang Penyampaian Laporan Tahunan Emiten Atau Perusahaan Publik”, Jakarta.
- Barako, Dulacha G. Hancock, Phil, Izan, H. Y., (2006), “Factors Influencing Voluntary Corporate Disclosure by Kenyan Companies” *Journal compilation © Blackwell Publishing*, Volume 14, Number 2, pp. 107-125
- Belkaoui, Ahmed Riahi, (2006), *Teori Akuntansi*, Penerbit Salemba Empat, Jakarta.
- Boesso, Giacomo, & Kumar, Kamalesh, (2006), “Drivers of corporate voluntary disclosure. A framework and empirical evidence from Italy and the United States”, *Accounting, Auditing & Accountability Journal*, Vol. 20, No. 2, pp. 269-296
- Chariri, Anis, & Ghozali, Imam, (2005), *Teori Akuntansi*, Badan Penerbit Universitas Diponegoro, Semarang.
- Chow, Chee W, & Wong-Boren, Adrian, (1987), “Voluntary Financial Disclosure by Mexican Corporations”, *The Accounting Review*, Vol. LXII, No. 3. pp. 533-541

- Clemente, Ana Gisbert & Labat, Begoña Navallas Labat, (2009), “Corporate Governance Mechanisms and Voluntary Disclosure. The Role of Independent Directors in The Boards of Listed Spanish Firm”, Universidad Autónoma de Madrid Faculty of Economics Accounting Department.
- Donnelly, Ray & Mulcahy, Mark, (2008), “Board Structure, Ownership, and Voluntary Disclosure in Ireland”, *Journal compilation* © Blackwell Publishing, Volume 16, Number 5, pp. 416-429
- Eng, L. L. & Mak, Y. T., (2003), “Corporate Governance and Voluntary Disclosure”, *Journal of Accounting and Public Policy* 22, pp. 325–345
- Financial Accounting Standards Board, (1978), *Statement of Financial Accounting Concepts No.1: Objectives of Financial Reporting by Business Enterprises*, Financial Accounting Standards Board, Connecticut.
- Financial Accounting Standards Board, (1980), *Statement of Financial Accounting Concepts No.2: Qualitative Characteristics of Accounting Information*, Financial Accounting Standards Board, Connecticut.
- Financial Accounting Standards Board, (1984), *Statement of Financial Accounting Concepts No.5: Recognition and Measurement in Financial Statements of Business Enterprises*, Financial Accounting Standards Board, Connecticut.
- Firth, Michael, (1979), “The Impact of Size, Stock Market Listing, and Auditors on Voluntary Disclosure in Corporate Annual Reports”, *Accounting and Business Research* 9, pp. 273-280
- Garcia-Meca, Emma & Sanchez-Ballesta, Juan P., (2010), “The Association of Board Independence and Ownership Concentration with Voluntary Disclosure: A Meta-analysis”, *European Accounting Review*, Vol. 19, No. 3, pp. 603–627
- Ghozali, Imam, (2006), *Aplikasi Analisis Multivariate dengan Program SPSS*, Badan Penerbit Universitas Diponegoro, Semarang.

- Healy, Paul M., & Palepu, Krishna G., (2001), "Information asymmetry, corporate disclosure, and the capital markets: A review of the empirical disclosure literature", *Journal of Accounting and Economics* 31, pp. 405–440
- Hardiningsih, Pancawati, (2008), "Analisis Faktor-Faktor Yang Mempengaruhi Voluntary Disclosure Laporan Tahunan Perusahaan", *Jurnal Bisnis dan Ekonomi (JBE)*, Vol. 15, No.1 hal. 67 - 79
- Hedriksen, Eldon S., & Breda, Michael F. Van, (1991), *Accounting Theory*, McGraw Hill, United States of America.
- Ho, Simon S.M., & Wong, Kar Shun, (2001), "A Study of The Relationship Between Corporate Governance Structures and The Extent of Voluntary Disclosure", *Journal of International Accounting Auditing & Taxation* 10 pp. 139-156
- Ikatan Akuntan Indonesia, (2012), *Standar Akuntansi Keuangan per 1 Juni 2012*, Ikatan Akuntan Indonesia, Jakarta.
- Kusumawati, Dwi Novi, (2006), "Profitability & Corporate Governance Disclosure : An Indonesian Study", Simposium Nasional Akuntansi 9.
- Leung, Sidney & Horwitz, Bertrand, (2004), "Director Ownership and Voluntary Segment Disclosure: Hong Kong Evidence", *Journal of International Financial Management and Accounting* 15:3, pp. 235-260
- Makhija, Anil K., & Patton, James M., (2004), "The Impact of Firm Ownership Structure on Voluntary Disclosure : Empirical Evidence from Czech Annual Reports", *Journal of Business*, vol. 77, no. 3, pp. 457-491
- Meek, Gary K., Roberts, Clare B., Gray, Sidney J., (1995), "Factors Influencing Voluntary Annual Report Disclosures By U.S., U.K. And Continental European Multinational Corporations", *Journal of International Business Studies*, Vol. 26, Issue 3
- Mujiyono, & Nany, Magdalena, (2010), "Pengaruh Leverage, Saham Publik, Size Dan Komite Audit Terhadap Luas Pengungkapan Sukarela", *Jurnal Dinamika Akuntansi*, Vol. 2, No. 2, hal 129-134

- Nor Hadi, (2001), “Analisis Faktor-faktor yang Mempengaruhi Luas Pengungkapan Sukarela dalam Laporan Tahunan Perusahaan Go Publik di Bursa Efek Jakarta”, *Tesis*, Program Studi Magister Akuntansi Universitas Diponegoro.
- Patelli, Lorenzo, & Prencipe, Annalisa, (2007), “The Relationship between Voluntary Disclosure and Independent Directors in the Presence of a Dominant Shareholder”, *European Accounting Review*, Vol. 16, No. 1, pp. 5-33
- Prayogi, (2003), “Pengaruh Karakteristik Perusahaan terhadap Luas Pengungkapan Sukarela Laporan Keuangan Tahunan Perusahaan Yang Terdaftar di Bursa Efek Jakarta”, *Tesis*, Program Studi Magister Akuntansi Universitas Diponegoro.
- Rouf, Md. Abdur & Al Harun, Md. Abdullah, (2011), *Ownership Structure and Voluntary Disclosure in Annual Reports of Bangladesh*, Department of Business Administration, City University.
- Salteh, Heidar Mohammadzadeh, Nahandi, Younes Badavar, Khosbakht, Hadi, (2011), “Evaluating the Relationship between Corporate Governance and Voluntary Disclosure in Level Automotive and Manufacturing Industries, Basic Metals and Food and Pharmaceutical Products”, *Business and Management Review*, Vol. 1(10), pp. 46 – 57
- Setiawan, Iwan, (2001), “Analisis Faktor-faktor yang Mempengaruhi Tingkat Pengungkapan Sukarela Informasi Laporan Tahunan Perusahaan di Bursa Efek Jakarta”, *Tesis*, Program Studi Magister Manajemen Universitas Diponegoro.
- Sudarmaji, Ardi Murdoko, & Sularto, Lana, (2007), “Pengaruh Ukuran Perusahaan, Profitabilitas, Leverage, dan Tipe Kepemilikan Perusahaan terhadap Luas Voluntary Disclosure Laporan Keuangan Tahunan”, *Proceeding PESAT*, Universitas Gunadarma, Vol. 2, hal A53-A61
- Susanto, Djoko, (1992), “*An Empirical of the Extent of Corporate Disclosure in Annual Report Companies Listed on Jakarta Stock Exchange*”. Desertasi University of Arkansas, USA.

Suwardjono, (2011), *Teori Akuntansi: Perekayasa Pelaporan Keuangan*, BPF, Yogyakarta.

Undang-Undang Republik Indonesia nomor 40 tahun 2007 tentang Perseroan Terbatas.

Utomo, Wahyu Panji, (2011), "Faktor-Faktor yang Mempengaruhi Pengungkapan Sukarela pada Perusahaan Manufaktur yang Terdaftar di Bursa Efek Indonesia", *Skripsi*, Fakultas Ekonomi Universitas Atma Jaya Yogyakarta.

Varghese, Roshna, (2011), "Voluntary Annual Report Disclosures of Manufacturing Companies in India and Their Linkages with Organisational Demographics", *South Asian Journal Of Management*, Volume 18 No. 4, pp. 23-43

Widarjono, Agus, (2010), *Analisis Statistika Multivariat Terapan*, Unit Penerbit dan Percetakan Sekolah Tinggi Ilmu Manajemen YKPN, Yogyakarta.

Widianingsih, Yuni Pristiwati Noer, (2011), "Pengaruh Likuiditas Dan Profitabilitas Terhadap Pengungkapan Sukarela Laporan Tahunan (Studi Empiris Pada Perusahaan Manufaktur Yang Terdaftar Di Bursa Efek Indonesia)", *Politeknosains*, Vol. X No. 2, hal. 54-63

Yuen, Desmond C.Y., Liu, Ming, Zhang, Xu, Lu, Chan, (2009), "A Case Study of Voluntary Disclosure by Chinese Enterprises", *Asian Journal of Finance & Accounting*, Vol. 1, No. 2, pp. 118-145



LAMPIRAN I
TABEL PENILAIAN PENGUNGKAPAN SUKARELA

**Tabel Penilaian Pengungkapan Sukarela
Tahun 2010**

No.	Kode	Nama Emiten	1	2	3	4	5	6	7	8	9	10	11	12	13	14	15	16	17	Total poin	Indeks	
1	ABDA	Asuransi Bina Dana Artha	1	0	1	0	1	0	0	0	0	0	0	0	0	0	0	0	0	3	0.18	
2	ADES	Akasha Wira International	0	0	0	0	0	0	0	0	0	0	0	0	0	0	0	0	0	0	0	0.00
3	ADMG	Polychem Indonesia	1	0	0	0	1	1	0	0	1	0	0	0	0	0	0	0	0	4	0.24	
4	ADRO	Adaro Energy	1	0	0	0	1	1	0	0	1	1	0	0	1	0	0	1	0	7	0.41	
5	AGRO	Bank Agroniaga	1	0	0	0	1	0	0	0	0	0	0	0	0	0	0	0	0	2	0.12	
6	AHAP	Asuransi Harta Aman Pratama	1	0	0	0	1	1	0	0	0	0	0	0	0	0	0	0	0	3	0.18	
7	AKSI	Majapahit Securities	1	0	1	0	1	0	0	0	0	0	0	0	0	0	0	0	0	3	0.18	
8	ALKA	Alakasa Industrindo	0	0	0	0	0	0	0	0	0	0	0	0	0	0	0	0	0	0	0.00	
9	AMFG	Asahimas Flat Glass	1	0	1	0	1	0	0	0	0	0	0	0	1	0	0	0	0	4	0.24	
10	ANTM	Aneka Tambang (Persero)	1	1	0	0	1	0	1	0	1	1	1	0	1	0	0	0	0	8	0.47	
11	APLN	Agung Podomoro Land	1	0	0	0	1	1	0	0	0	0	0	0	0	0	0	0	0	3	0.18	
12	ASII	Astra International	1	1	1	0	1	0	1	0	0	1	0	0	1	1	0	0	0	8	0.47	
13	ASRM	Asuransi Ramayana	1	0	0	0	0	0	0	0	0	0	0	0	0	0	0	1	0	2	0.12	
14	BAPA	Bekasi Asri Pemula	1	0	0	0	0	1	0	0	0	0	0	0	0	0	0	1	0	3	0.18	
15	BAYU	Bayu Buana	1	0	0	0	1	1	0	0	0	0	0	0	0	0	0	0	0	3	0.18	
16	BBNI	Bank Negara Indonesia	1	1	1	0	1	0	0	0	1	0	0	0	1	0	0	1	0	7	0.41	
17	BCIP	Bumi Citra Permai	1	0	1	0	1	1	0	0	0	0	0	0	0	0	0	1	0	5	0.29	
18	BEKS	Bank Eksekutif Internasional	1	1	1	0	0	0	0	0	0	0	0	0	0	0	0	0	0	3	0.18	
19	BFIN	BFI Finance Indonesia	0	0	0	0	1	1	0	0	1	0	0	0	1	0	0	1	0	5	0.29	
20	BHIT	Bhakti Investama	1	0	0	0	1	1	0	0	0	0	0	0	1	0	0	0	0	4	0.24	
21	BIPI	Benakat Petroleum Energy	1	0	0	0	0	1	0	0	0	0	0	0	0	0	0	1	0	3	0.18	
22	BISI	Bisi International	1	0	0	0	1	1	0	0	0	0	0	0	1	0	0	0	0	4	0.24	
23	BJBR	BPD Jawa Barat dan Banten	1	1	0	0	1	1	1	0	0	0	0	0	0	0	0	0	0	5	0.29	
24	BKSL	Sentul City	0	0	1	0	1	0	0	0	0	0	0	0	1	0	0	0	0	3	0.18	
25	BMSR	Bintang Mitra Semestaraya	1	0	0	0	0	1	0	0	0	0	0	0	0	0	0	0	0	2	0.12	
26	BNBA	Bank Bumi Artha	1	0	1	0	1	0	0	0	1	0	0	0	0	0	0	1	0	5	0.29	

No.	Kode	Nama Emiten	1	2	3	4	5	6	7	8	9	10	11	12	13	14	15	16	17	Total poin	Indeks
27	BNGA	Bank CIMB Niaga	1	1	1	0	1	1	0	0	1	0	0	0	1	1	0	0	0	8	0.47
28	BNII	Bank Internasional Indonesia	1	0	1	0	1	0	0	0	1	0	0	0	1	1	0	0	0	6	0.35
29	BRAU	Berau Coal Energy	1	0	0	0	1	1	0	0	0	0	0	0	0	0	0	0	0	3	0.18
30	BRNA	Berlina	1	1	0	0	1	1	0	0	0	0	0	0	1	1	0	0	0	6	0.35
31	BSIM	Bank Sinarmas	1	0	1	0	1	0	0	0	1	0	0	0	0	0	0	1	0	5	0.29
32	BTPN	Bank Tabungan Pensiun Nasional	1	1	0	0	1	0	0	0	0	0	0	0	0	0	0	0	0	3	0.18
33	BUDI	Budi Acid Jaya	1	0	0	0	1	1	0	0	0	0	0	0	0	0	0	0	0	3	0.18
34	BWPT	BW Plantation	1	0	0	0	1	0	0	0	0	0	0	0	1	1	0	0	0	4	0.24
35	CMPP	Centris Multi Persada Pratama	0	0	1	0	0	0	0	0	0	0	0	0	0	0	0	0	0	1	0.06
36	COWL	Cowell Development	1	1	0	0	1	1	0	0	0	0	0	0	0	0	0	1	0	5	0.29
37	CPRO	Central Proteinaprima	1	0	0	0	1	0	0	0	0	0	0	0	1	0	0	0	0	3	0.18
38	CSAP	Catur Sentosa Adiprana	1	1	0	0	1	1	0	0	1	0	0	0	0	0	0	0	0	5	0.29
39	CTBN	Citra Tubindo	1	0	0	0	1	1	0	0	0	0	0	0	1	0	0	0	0	4	0.24
40	CTRP	Ciputra Property	1	1	0	0	1	1	0	0	0	0	0	0	0	0	0	1	0	5	0.29
41	DEFI	Danasupra Erapacific	0	0	0	0	0	1	0	0	0	0	0	0	0	0	0	1	0	2	0.12
42	DEWA	Darma Henwa	1	1	1	0	1	1	0	0	0	0	0	0	1	0	0	0	0	6	0.35
43	DLTA	Delta Jakarta	1	0	0	0	0	0	0	0	0	0	0	0	0	0	0	0	0	1	0.06
44	DNET	Dyviacom Intrabumi	1	0	0	0	0	0	0	0	0	0	0	0	0	0	0	0	0	1	0.06
45	MBAI	Multibreeder Adirama	1	1	0	0	1	1	0	0	0	0	0	0	0	0	0	0	0	4	0.24
46	DUTI	Duta Pertiwi	0	0	0	0	1	0	0	0	0	0	0	0	0	0	0	0	0	1	0.06
47	EMTK	Elang Mahkota Teknologi	0	0	0	0	1	0	0	0	0	0	0	0	0	0	0	0	0	1	0.06
48	ERTX	Eratex Djaja	1	0	1	0	0	0	0	0	0	0	1	0	0	1	0	0	0	4	0.24
49	ETWA	Eterindo Wahanatama	0	0	1	0	1	1	0	0	0	0	0	0	0	0	0	1	0	4	0.24
50	FISH	FKS Multi Agro	1	0	1	0	0	1	0	0	0	0	0	0	0	0	0	0	0	3	0.18
51	FPNI	Titan Kimia Nusantara	1	0	0	0	0	1	0	0	0	0	0	0	0	0	0	0	0	2	0.12
52	GDYI	Goodyear Indonesia	1	0	1	0	1	1	1	0	0	0	0	0	1	0	0	0	0	6	0.35
53	GGRM	Gudang Garam	0	1	0	0	1	0	0	0	0	0	1	0	0	0	0	0	0	3	0.18
54	GMTD	Gowa Makassar Tourism	1	1	0	0	1	1	0	0	0	0	0	0	1	1	0	0	0	6	0.35

No.	Kode	Nama Emiten	1	2	3	4	5	6	7	8	9	10	11	12	13	14	15	16	17	Total poin	Indeks
55	GPRA	Perdana Gapuraprima	1	0	0	0	1	0	0	0	0	0	0	0	0	0	0	0	0	2	0.12
56	GREN	Evergreen Invesco	0	0	0	0	0	0	0	0	0	0	0	0	1	0	0	0	0	1	0.06
57	HADE	HD Capital	0	0	0	0	1	1	0	0	0	0	0	0	0	0	0	0	0	2	0.12
58	HERO	Hero Supermarket	1	0	0	0	1	1	0	0	0	0	0	0	0	0	0	0	0	3	0.18
59	HOME	Hotel Mandarine Regency	1	0	1	0	1	1	1	0	0	0	0	0	0	0	0	0	0	5	0.29
60	HRUM	Harum Energy	1	0	0	0	1	1	0	0	0	0	0	0	0	0	0	0	0	3	0.18
61	IATA	Indonesia Air Transport	0	1	0	0	1	1	0	0	0	0	0	0	0	0	0	0	0	3	0.18
62	ICON	Island Concept Indonesia	0	0	1	0	0	1	0	0	0	1	1	0	0	0	0	0	0	4	0.24
63	IDKM	Indosiar Karya Media	0	1	0	0	0	1	0	0	0	0	0	0	1	0	0	0	0	3	0.18
64	INAF	Indofarma	1	1	0	0	1	1	0	0	0	0	0	0	0	0	0	1	0	5	0.29
65	TPIA	Tri Polyta Indonesia	1	0	1	0	1	1	0	0	0	0	0	0	1	0	0	0	0	5	0.29
66	INCO	International Nickel Indonesia	1	0	0	0	1	0	0	0	0	0	0	0	1	0	0	0	0	3	0.18
67	INDR	Indorama Synthetic	0	0	0	0	0	0	0	0	0	0	0	0	0	0	0	0	0	0	0.00
68	INDS	Indospring	0	0	0	0	1	0	0	0	0	0	0	0	0	0	0	0	0	1	0.06
69	INDY	Indika Energy	1	0	1	0	1	1	1	0	0	0	0	0	0	0	0	0	0	5	0.29
70	INTA	Intraco Penta	1	1	1	0	1	1	0	0	0	0	0	0	1	0	0	0	0	6	0.35
71	IPOL	Indopoly Swakarsa Industry	1	0	1	0	1	1	0	0	0	0	0	0	1	0	0	0	0	5	0.29
72	ISAT	Indosat	1	1	0	0	1	1	0	0	0	0	0	0	1	0	0	1	0	6	0.35
73	JECC	Jembo Cable Company	1	0	0	0	1	1	0	0	0	0	0	0	0	0	0	0	0	3	0.18
74	JIHD	Jakarta Int'l Hotel & Dev	1	0	0	0	1	0	0	0	0	0	0	0	0	0	0	0	0	2	0.12
75	JKON	Jaya Konstruksi Manggala Pratama	1	0	0	1	0	1	0	0	0	0	0	0	1	0	0	0	0	4	0.24
76	JPRS	Jaya Pari Steel	1	0	0	0	1	1	1	0	0	0	0	0	0	0	0	0	0	4	0.24
77	JSMR	Jasa Marga	1	0	1	0	1	1	0	0	1	0	0	0	1	0	0	0	0	6	0.35
78	KBLM	Kabelindo Murni	0	0	0	0	1	1	0	0	0	0	0	0	0	0	0	0	0	2	0.12
79	KIAS	Keramika Indonesia Assosiasi	0	0	0	0	0	1	0	0	0	0	0	0	0	0	0	0	0	1	0.06
80	KRAS	Krakatau Steel	1	0	0	0	1	1	0	0	0	0	0	0	1	0	0	0	0	4	0.24
81	LAMI	Lamicitra Nusantara	0	0	0	0	0	0	0	0	0	0	0	0	0	0	0	0	0	0	0.00
82	LAPD	Leyand International	1	0	1	0	0	0	0	0	0	0	0	0	0	0	0	0	0	2	0.12

No.	Kode	Nama Emiten	1	2	3	4	5	6	7	8	9	10	11	12	13	14	15	16	17	Total poin	Indeks
83	LMPI	Langgeng Makmur Industri	0	0	1	0	1	1	0	0	0	0	0	0	1	0	0	0	0	4	0.24
84	LPKR	Lippo Karawaci	1	0	0	0	1	1	0	0	1	0	0	0	0	0	0	0	0	4	0.24
85	MAPI	Mitra AdiperkasaSkybee	1	0	0	0	0	0	0	0	0	0	0	0	0	0	0	0	0	1	0.06
86	MAYA	Bank Mayapada	1	0	1	0	1	0	0	0	1	0	0	0	0	0	0	0	0	4	0.24
87	MDRN	Modern Internasional	1	1	0	0	1	1	0	0	0	0	0	0	0	0	0	0	0	4	0.24
88	MEDC	Medco Energi International	1	0	1	0	1	1	0	0	0	0	0	0	1	0	0	1	0	6	0.35
89	MLBI	Multi Bintang Indonesia	1	0	0	0	0	0	0	0	0	0	0	0	0	0	0	0	0	1	0.06
90	MNCN	Media Nusantara Citra	1	0	0	0	1	1	0	0	0	0	0	0	1	0	0	1	0	5	0.29
91	MPPA	Matahari Putra Prima	1	1	0	0	1	0	0	0	0	0	0	0	0	0	0	0	1	4	0.24
92	MTDL	Metrodata Electronics	1	0	0	0	1	1	0	0	0	0	0	0	0	0	0	0	0	3	0.18
93	ESTI	Ever Shine Textile Industry	1	1	0	0	0	1	0	0	0	0	0	0	0	0	0	1	0	4	0.24
94	PRAS	Prima Alloy Steel	1	0	0	0	0	0	0	0	0	0	0	0	0	0	0	0	0	1	0.06
95	PANR	Panorama Sentrawisata	1	1	0	0	1	0	0	0	0	1	0	0	0	0	0	0	0	4	0.24
96	PBRX	Pan Brothers	1	0	0	0	1	1	0	0	0	0	0	0	0	0	0	0	0	3	0.18
97	PICO	Pelangi Indah Canindo	1	1	0	0	1	0	0	0	0	0	0	0	0	0	0	0	0	3	0.18
98	PJAA	Pembangunan Jaya Ancol	1	1	1	0	1	1	0	0	0	1	0	0	1	0	1	0	0	8	0.47
99	PNBN	Bank Pan Indonesia	1	1	1	0	1	0	0	1	1	0	0	0	1	1	0	1	0	9	0.53
100	PNLF	Panin Financial	1	0	1	0	1	1	0	0	0	0	0	0	1	0	0	0	0	5	0.29
101	PNSE	Pudjiadi & Sons Estate	1	0	0	0	1	1	0	0	0	0	1	0	1	0	1	0	0	6	0.35
102	PTRO	Petrosea	1	1	0	0	1	0	0	1	0	0	0	0	0	0	0	0	0	4	0.24
103	PWON	Pakuwon Jati	0	0	1	0	1	1	0	0	0	0	0	0	0	0	0	0	0	3	0.18
104	PYFA	Pyridam Farma	1	0	1	0	0	0	0	0	0	0	0	0	1	0	0	0	0	3	0.18
105	RELI	Reliance Securities	1	1	0	0	1	0	0	0	0	0	0	0	0	0	0	0	0	3	0.18
106	RIGS	Rig Tenders	1	0	0	0	1	1	0	0	1	0	0	0	0	0	0	0	0	4	0.24
107	ROTI	Nippon Indosari Corporindo	1	1	1	0	1	0	0	0	1	1	0	0	0	0	0	0	0	6	0.35
108	SGRO	Sampoerna Agro	0	0	0	0	1	0	0	0	0	0	0	0	1	0	0	1	0	3	0.18
109	SIPD	Sierad Produce	0	0	1	0	0	0	1	0	0	0	0	0	0	0	0	0	0	2	0.12

No.	Kode	Nama Emiten	1	2	3	4	5	6	7	8	9	10	11	12	13	14	15	16	17	Total poin	Indeks
110	SMCB	Holcim Indonesia	1	1	0	0	1	1	0	0	0	0	0	0	1	0	0	0	0	5	0.29
111	SMDM	Suryamas Dutamakmur	0	0	1	0	0	1	0	0	0	0	0	0	0	0	0	1	0	3	0.18
112	SMDR	Samudera Indonesia	1	0	0	0	1	0	0	0	0	0	0	0	0	0	0	0	0	2	0.12
113	SMMT	Eatertainment International	0	0	1	0	0	1	0	0	0	0	0	0	0	0	0	0	0	2	0.12
114	SQMI	Allbond Makmur Usaha	1	0	1	0	0	0	0	0	0	0	0	0	0	0	0	0	0	2	0.12
115	SUGI	Sugih Energy	0	0	0	0	0	0	0	0	0	0	0	0	0	0	0	0	0	0	0.00
116	TIRT	Tirta Mahakam Resources	1	0	0	0	0	0	0	0	0	0	0	0	0	0	0	0	0	1	0.06
117	TRIO	Trikonsel Oke	1	1	0	0	0	1	0	0	0	0	0	0	1	0	0	0	0	4	0.24
118	TLKM	Telekomunikasi Indonesia	1	1	0	0	1	1	0	0	1	0	0	0	1	0	0	1	0	7	0.41
119	TMPI	AGIS	1	1	0	0	1	0	0	0	0	0	0	0	0	0	0	0	0	3	0.18
120	TMPO	Tempo Inti Media	1	1	0	0	1	1	0	1	0	0	1	0	1	0	0	1	0	8	0.47
121	TRIL	Triwira Insanlestari	0	0	0	0	1	1	0	0	0	0	0	0	0	0	0	0	0	2	0.12
122	TRUS	Trust Finance Indonesia	1	0	1	0	0	0	0	0	0	0	0	0	0	0	0	0	0	2	0.12
123	TSCP	Tempo Scan Pacific	1	0	0	0	0	1	0	0	0	0	0	0	0	0	0	0	0	2	0.12
124	ULTJ	Ultra Jaya Milk	0	0	0	0	0	0	0	0	0	0	0	0	0	0	0	0	0	0	0.00
125	UNIC	Unggul Indah Cahaya	1	0	1	0	1	0	0	0	0	0	0	0	0	0	0	0	0	3	0.18
126	UNTX	Unitex	1	0	0	0	0	1	0	0	0	0	0	0	0	0	0	0	0	2	0.12
127	UNVR	Unilever Indonesia	1	1	0	0	1	1	1	0	0	0	0	0	1	1	0	0	0	7	0.41
128	VOKS	Voksel Electric	1	0	1	0	0	0	0	0	0	0	1	0	1	0	0	0	0	4	0.24
129	WICO	Wicaksana Overseas	1	0	0	0	0	0	0	0	0	0	0	0	0	0	0	0	0	1	0.06
130	WINS	Wintermar Offshore Marine	1	0	1	0	0	1	0	0	1	0	0	0	1	0	0	1	0	6	0.35
131	YPAS	Yanaprima Hastapersada	0	0	0	0	1	0	0	0	0	0	0	0	0	0	0	0	0	1	0.06

Tahun 2011

No.	Kode	Nama Emiten	1	2	3	4	5	6	7	8	9	10	11	12	13	14	15	16	17	Total poin	Indeks
1	ABDA	Asuransi Bina Dana Artha	1	0	0	0	0	0	0	0	1	0	0	0	0	0	0	0	0	2	0.12
2	ADES	Akasha Wira International	1	1	0	0	0	1	0	0	0	0	0	0	0	0	0	0	0	3	0.18
3	ADMG	Polychem Indonesia	0	0	0	0	0	1	0	0	0	0	0	0	0	0	0	0	0	1	0.06
4	ADRO	Adaro Energy	1	1	0	0	1	1	1	0	1	0	0	0	1	0	0	0	0	7	0.41
5	AGRO	Bank Agroniaga	1	0	0	0	1	0	0	0	1	0	0	0	1	0	0	0	0	4	0.24
6	AHAP	Asuransi Harta Aman Pratama	0	0	0	0	1	1	0	0	0	0	0	0	0	0	0	0	0	2	0.12
7	AKSI	Majapahit Securities	1	0	0	0	0	1	0	0	0	0	0	0	0	0	0	0	0	2	0.12
8	ALKA	Alakasa Industrindo	0	0	0	0	0	0	0	0	0	0	0	0	0	0	0	0	0	0	0.00
9	AMFG	Asahimas Flat Glass	0	1	1	0	1	0	0	0	0	0	0	0	1	0	0	0	0	4	0.24
10	ANTM	Aneka Tambang (Persero)	1	1	0	0	1	0	1	0	1	0	1	0	1	0	0	1	0	8	0.47
11	APLN	Agung Podomoro Land	1	1	0	0	0	1	1	0	0	0	0	0	1	0	0	0	0	5	0.29
12	ASII	Astra International	1	1	0	0	1	0	1	0	0	0	0	0	1	1	0	1	0	7	0.41
13	ASRM	Asuransi Ramayana	1	0	0	0	0	0	0	0	0	0	0	0	0	0	0	1	0	2	0.12
14	BAPA	Bekasi Asri Pemula	1	0	0	0	0	1	0	0	0	0	0	0	0	0	0	1	0	3	0.18
15	BAYU	Bayu Buana	1	0	0	0	0	1	0	0	0	0	0	0	0	0	0	0	0	2	0.12
16	BBNI	Bank Negara Indonesia	1	1	0	0	1	1	0	0	0	0	0	0	1	0	0	1	0	6	0.35
17	BCIP	Bumi Citra Permai	1	1	0	0	0	1	0	0	0	0	0	0	0	0	0	1	0	4	0.24
18	BEKS	Bank Eksekutif Internasional	1	1	1	0	1	1	0	0	1	0	0	0	0	0	0	1	0	7	0.41
19	BFIN	BFI Finance Indonesia	1	0	0	0	1	1	0	1	1	0	0	0	0	0	0	1	0	6	0.35
20	BHIT	Bhakti Investama	1	1	0	0	1	0	0	0	0	0	0	0	1	0	0	0	0	4	0.24
21	BIPI	Benakat Petroleum Energy	1	0	0	0	1	0	0	0	0	0	0	0	0	0	0	1	0	3	0.18
22	BISI	Bisi International	0	1	0	0	1	1	0	0	0	0	0	0	1	0	0	0	0	4	0.24
23	BJBR	BPD Jawa Barat dan Banten	1	1	0	0	1	1	1	0	0	0	0	0	1	0	0	0	0	6	0.35
24	BKSL	Sentul City	0	0	1	0	0	1	0	0	0	0	0	0	1	0	0	0	0	3	0.18
25	BMSR	Bintang Mitra Semestaraya	1	0	1	0	0	1	0	0	0	0	0	0	0	0	0	0	0	3	0.18
26	BNBA	Bank Bumi Artha	1	1	0	0	1	0	0	0	1	0	0	0	0	0	0	1	0	5	0.29

No.	Kode	Nama Emiten	1	2	3	4	5	6	7	8	9	10	11	12	13	14	15	16	17	Total poin	Indeks
27	BNGA	Bank CIMB Niaga	1	1	0	0	1	1	0	0	1	0	0	0	1	0	0	0	0	6	0.35
28	BNII	Bank Internasional Indonesia	1	1	0	0	1	1	0	0	1	0	0	0	1	0	0	1	0	7	0.41
29	BRAU	Berau Coal Energy	1	0	0	0	1	0	0	0	0	0	0	0	0	0	0	0	0	2	0.12
30	BRNA	Berlina	1	0	0	0	1	1	0	0	0	0	0	0	0	0	0	0	0	3	0.18
31	BSIM	Bank Sinarmas	1	0	1	0	1	0	0	0	1	0	0	0	0	0	0	1	0	5	0.29
32	BTPN	Bank Tabungan Pensiun Nasional	1	0	0	0	1	0	0	0	1	0	0	0	0	0	0	0	0	3	0.18
33	BUDI	Budi Acid Jaya	1	0	0	0	1	1	0	0	0	0	0	0	0	0	0	0	0	3	0.18
34	BWPT	BW Plantation	1	0	1	0	1	0	0	0	0	0	0	0	0	0	0	0	0	3	0.18
35	CMPP	Centris Multi Persada Pratama	0	0	1	0	0	0	0	0	0	0	0	0	0	0	0	0	0	1	0.06
36	COWL	Cowell Development	0	1	0	0	0	1	0	0	0	0	0	0	0	0	0	1	0	3	0.18
37	CPRO	Central Proteinaprima	1	0	0	0	1	0	0	0	0	0	0	0	0	0	0	0	0	2	0.12
38	CSAP	Catur Sentosa Adiprana	1	0	0	0	0	1	0	0	0	0	0	0	0	0	0	0	0	2	0.12
39	CTBN	Citra Tubindo	1	0	0	0	1	1	0	0	0	0	0	0	0	0	0	0	0	3	0.18
40	CTRP	Ciputra Property	1	0	0	0	0	1	0	0	0	0	0	0	0	0	0	1	0	3	0.18
41	DEFI	Danasupra Erapacific	1	0	0	0	0	0	0	0	0	0	0	0	0	0	0	0	0	1	0.06
42	DEWA	Darma Henwa	1	0	0	0	1	1	0	0	1	0	0	0	0	0	0	0	0	4	0.24
43	DLTA	Delta Djakarta	1	0	0	0	0	0	0	0	0	0	0	0	0	0	0	0	0	1	0.06
44	DNET	Dyviacom Intrabumi	0	0	0	0	0	0	0	0	0	0	0	0	0	0	0	0	0	0	0.00
45	MBAI	Multibreeder Adirama	1	1	0	0	0	1	0	0	0	0	0	0	0	0	0	0	0	3	0.18
46	DUTI	Duta Pertiwi	0	0	0	0	0	0	0	0	0	0	0	0	0	0	0	0	0	0	0.00
47	EMTK	Elang Mahkota Teknologi	1	1	0	0	0	0	0	0	0	0	0	0	0	0	0	0	0	2	0.12
48	ERTX	Eratex Djaja	1	0	1	0	1	0	0	0	0	0	0	0	0	0	0	0	0	3	0.18
49	ETWA	Eterindo Wahanatama	0	1	0	0	1	1	0	0	0	0	0	0	0	0	0	0	0	3	0.18
50	FISH	FKS Multi Agro	0	0	1	0	1	1	0	0	0	0	0	0	0	0	0	0	0	3	0.18
51	FPNI	Titan Kimia Nusantara	1	0	0	0	0	1	0	0	0	0	0	0	0	0	0	0	0	2	0.12
52	GDYI	Goodyear Indonesia	1	1	1	0	1	1	1	0	0	0	0	1	0	0	0	0	0	7	0.41
53	GGRM	Gudang Garam	0	0	0	0	1	0	0	0	0	0	1	0	0	0	0	0	0	2	0.12
54	GMTD	Gowa Makassar Tourism	0	1	0	0	0	1	0	0	0	0	0	0	0	0	0	0	0	2	0.12

No.	Kode	Nama Emiten	1	2	3	4	5	6	7	8	9	10	11	12	13	14	15	16	17	Total poin	Indeks
55	GPRA	Perdana Gapuraprima	0	0	1	0	0	0	0	0	0	0	0	0	0	0	0	0	0	1	0.06
56	GREN	Evergreen Invesco	0	0	0	0	0	0	0	0	0	0	0	0	0	0	0	0	0	0	0.00
57	HADE	HD Capital	0	0	1	0	1	1	0	0	0	0	0	0	1	0	0	0	0	4	0.24
58	HERO	Hero Supermarket	1	0	0	0	1	1	0	0	0	0	0	0	0	0	0	0	0	3	0.18
59	HOME	Hotel Mandarin Regency	1	1	1	0	0	1	1	0	0	0	0	0	0	0	0	0	0	5	0.29
60	HRUM	Harum Energy	1	0	0	0	1	1	0	0	0	0	0	0	0	0	0	0	0	3	0.18
61	IATA	Indonesia Air Transport	1	1	0	0	0	1	0	0	0	0	0	0	0	0	0	0	0	3	0.18
62	ICON	Island Concept Indonesia	0	0	0	0	0	0	0	0	0	1	0	0	0	0	0	0	0	1	0.06
63	IDKM	Indosiar Karya Media	1	0	0	0	0	1	0	0	0	0	0	0	0	0	0	0	0	2	0.12
64	INAF	Indofarma	1	0	0	0	1	1	0	0	0	0	0	0	1	0	0	1	0	5	0.29
65	TPIA	Tri Polyta Indonesia	0	1	1	0	0	1	0	0	0	0	0	0	1	0	0	0	0	4	0.24
66	INCO	International Nickel Indonesia	1	1	1	0	1	0	0	0	0	0	0	0	1	0	0	0	0	5	0.29
67	INDR	Indorama Synthetic	1	0	0	0	0	1	0	0	0	0	0	0	0	0	0	0	0	2	0.12
68	INDS	Indospring	1	0	1	0	1	1	0	0	0	0	0	0	0	0	0	0	0	4	0.24
69	INDY	Indika Energy	1	1	0	0	1	1	1	0	0	0	0	0	0	0	0	0	0	5	0.29
70	INTA	Intraco Penta	1	1	0	0	0	0	0	0	0	0	0	0	1	0	0	0	0	3	0.18
71	IPOL	Indopoly Swakarsa Industry	1	0	1	0	1	1	0	0	0	0	0	0	0	0	0	0	0	4	0.24
72	ISAT	Indosat	1	1	1	0	0	1	0	0	0	1	0	0	1	0	0	1	0	7	0.41
73	JECC	Jembo Cable Company	0	0	0	0	1	1	0	0	0	0	0	0	0	0	0	0	0	2	0.12
74	JIHD	Jakarta Int'l Hotel & Dev	0	0	0	0	1	0	0	0	0	0	0	0	0	0	0	0	0	1	0.06
75	JKON	Jaya Konstruksi Manggala Pratama	1	0	0	0	1	1	0	0	0	0	0	0	1	0	0	0	0	4	0.24
76	JPRS	Jaya Pari Steel	1	0	0	0	1	1	0	0	0	0	0	0	0	0	0	0	0	3	0.18
77	JSMR	Jasa Marga	1	0	0	0	1	1	0	0	1	0	0	0	1	0	0	1	0	6	0.35
78	KBLM	Kabelindo Murni	0	0	0	0	0	1	0	0	0	0	0	0	0	0	0	0	0	1	0.06
79	KIAS	Keramika Indonesia Assosiasi	1	0	0	0	1	0	0	0	0	0	0	0	0	0	0	0	0	2	0.12
80	KRAS	Krakatau Steel	1	0	0	0	1	1	0	0	0	0	0	0	0	0	0	1	0	4	0.24
81	LAMI	Lamicitra Nusantara	1	0	0	0	0	0	0	0	0	0	0	0	0	0	0	0	0	1	0.06
82	LAPD	Leyand International	1	0	0	0	0	0	0	0	0	0	0	0	0	0	0	0	0	1	0.06

No.	Kode	Nama Emiten	1	2	3	4	5	6	7	8	9	10	11	12	13	14	15	16	17	Total poin	Indeks
83	LMPI	Langgeng Makmur Industri	1	1	0	0	0	1	0	0	0	0	0	0	1	0	0	0	0	4	0.24
84	LPKR	Lippo Karawaci	1	0	0	0	0	1	0	0	1	0	0	0	1	0	0	1	0	5	0.29
85	MAPI	Mitra AdiperkasaSkybee	1	0	0	0	1	1	0	0	0	0	0	0	0	0	0	0	0	3	0.18
86	MAYA	Bank Mayapada	1	0	0	0	1	0	0	0	1	0	0	0	0	0	0	1	0	4	0.24
87	MDRN	Modern Internasional	1	0	0	0	0	1	0	0	0	0	0	0	0	0	0	0	0	2	0.12
88	MEDC	Medco Energi Internasional	1	1	0	0	1	1	0	0	0	0	0	0	1	0	0	1	0	6	0.35
89	MLBI	Multi Bintang Indonesia	0	1	0	0	0	1	0	0	0	0	0	0	0	0	0	0	0	2	0.12
90	MNCN	Media Nusantara Citra	1	0	0	0	1	0	0	0	0	0	0	0	1	0	0	0	0	3	0.18
91	MPPA	Matahari Putra Prima	1	1	0	0	1	1	0	0	0	0	0	0	0	0	0	0	0	4	0.24
92	MTDL	Metrodata Electronics	1	1	0	0	0	1	0	0	0	0	0	0	0	0	0	0	0	3	0.18
93	ESTI	Ever Shine Textile Industry	1	0	0	0	0	1	0	0	0	0	0	0	0	0	0	0	0	2	0.12
94	PRAS	Prima Alloy Steel	1	0	0	0	0	0	0	0	0	0	0	0	0	0	0	0	0	1	0.06
95	PANR	Panorama Sentrawisata	1	1	0	0	0	0	0	0	0	0	0	0	0	0	0	0	0	2	0.12
96	PBRX	Pan Brothers	1	0	0	0	1	1	0	0	0	0	0	0	1	0	0	0	0	4	0.24
97	PICO	Pelangi Indah Canindo	1	0	0	0	0	0	0	0	0	0	0	0	0	0	0	0	0	1	0.06
98	PJAA	Pembangunan Jaya Ancol	1	1	1	0	1	1	1	0	0	0	0	0	0	0	0	0	0	6	0.35
99	PNBN	Bank Pan Indonesia	1	1	1	0	1	0	0	0	1	0	0	0	0	0	0	1	0	6	0.35
100	PNLF	Panin Financial	1	1	0	0	0	1	0	0	0	0	0	0	1	0	0	0	0	4	0.24
101	PNSE	Pudjiadi & Sons Estate	0	0	0	0	1	1	0	0	0	0	0	0	0	0	0	0	0	2	0.12
102	PTRO	Petrosea	1	1	0	0	1	1	0	0	0	0	0	0	0	0	0	0	0	4	0.24
103	PWON	Pakuwon Jati	1	1	1	0	0	1	1	0	0	0	0	0	0	0	0	0	0	5	0.29
104	PYFA	Pyridam Farma	0	0	0	0	1	0	1	0	0	0	0	0	0	0	0	0	0	2	0.12
105	RELI	Reliance Securities	1	0	0	0	1	0	0	0	0	0	0	0	1	0	0	0	0	3	0.18
106	RIGS	Rig Tenders	0	1	0	0	0	1	0	0	1	0	0	0	0	0	0	0	0	3	0.18
107	ROTI	Nippon Indosari Corporindo	0	0	0	0	1	1	0	0	1	0	0	0	0	0	0	0	0	3	0.18
108	SGRO	Sampoerna Agro	1	0	0	0	1	0	0	1	0	0	0	0	1	0	0	1	0	5	0.29
109	SIPD	Sierad Produce	1	0	0	0	1	0	0	0	0	0	0	0	0	0	0	0	0	2	0.12

No.	Kode	Nama Emiten	1	2	3	4	5	6	7	8	9	10	11	12	13	14	15	16	17	Total poin	Indeks
110	SMCB	Holcim Indonesia	1	1	0	0	0	1	0	0	0	0	0	0	1	0	0	0	0	4	0.24
111	SMDM	Suryamas Dutamakmur	1	0	1	0	1	1	0	0	0	0	0	0	0	0	0	1	0	5	0.29
112	SMDR	Samudera Indonesia	1	0	0	0	0	1	0	0	0	0	0	0	1	0	0	0	0	3	0.18
113	SMMT	Eatertainment International	1	0	0	0	0	1	0	0	0	0	0	0	0	0	0	0	0	2	0.12
114	SQMI	Allbond Makmur Usaha	1	0	1	0	1	0	0	0	0	0	0	0	0	0	0	0	0	3	0.18
115	SUGI	Sugih Energy	1	0	0	0	0	0	0	0	0	0	0	0	0	0	0	0	0	1	0.06
116	TIRT	Tirta Mahakam Resources	1	0	0	0	0	0	0	0	0	0	0	0	0	0	0	0	0	1	0.06
117	TRIO	Trikonsel Oke	1	1	0	0	0	1	0	0	0	0	0	0	1	0	0	0	0	4	0.24
118	TLKM	Telekomunikasi Indonesia	1	1	0	0	1	1	0	0	1	0	0	0	1	0	0	1	0	7	0.41
119	TMPI	AGIS	0	1	0	0	0	0	0	0	0	0	0	0	0	0	0	0	0	1	0.06
120	TMPO	Tempo Inti Media	1	1	1	0	1	1	0	0	0	0	0	0	0	0	0	0	0	5	0.29
121	TRIL	Triwira Insanlestari	1	0	0	0	0	0	0	0	0	0	0	0	0	0	0	0	0	1	0.06
122	TRUS	Trust Finance Indonesia	0	0	1	0	0	0	0	0	0	0	0	0	0	0	0	0	0	1	0.06
123	TSCP	Tempo Scan Pacific	1	1	0	0	1	1	0	0	0	0	0	0	1	0	0	0	0	5	0.29
124	ULTJ	Ultra Jaya Milk	0	0	0	0	0	1	0	0	0	0	0	0	0	0	0	0	0	1	0.06
125	UNIC	Unggul Indah Cahaya	1	0	1	0	0	0	0	0	0	0	0	0	0	0	0	0	0	2	0.12
126	UNTX	Unitex	1	0	0	0	0	1	0	0	0	0	0	0	0	0	0	0	0	2	0.12
127	UNVR	Unilever Indonesia	1	1	0	0	1	1	0	0	0	0	0	0	1	0	0	0	0	5	0.29
128	VOKS	Voksel Electric	1	0	1	0	0	1	0	0	0	0	0	0	0	0	0	0	0	3	0.18
129	WICO	Wicaksana Overseas	1	0	1	0	0	0	0	0	0	0	0	0	0	0	0	0	0	2	0.12
130	WINS	Wintermar Offshore Marine	1	1	1	0	0	0	0	0	1	0	0	0	0	0	0	0	0	4	0.24
131	YPAS	Yanaprima Hastapersada	1	0	0	0	0	0	0	0	0	0	0	0	0	0	0	0	0	1	0.06



LAMPIRAN II
TABEL PENILAIAN VARIABEL PENELITIAN

Daftar Penilaian Variabel

Tahun 2010

No.	Kode	Nama Emiten	DI	UD	UK	KP	KI	KM	KU	PR	LV	LK	UP	TA	BP	VD
1	ABDA	Asuransi Bina Dana Artha	0.333	5	3	0	0.43	0	0.57	5.36	3.28	0.27	11.93	0	0	0.18
2	ADES	Akasha Wira International	0.333	2	3	0	0.94	0	0.06	9.76	2.25	1.27	11.51	0	1	0.00
3	ADMG	Polychem Indonesia	0.286	4	7	0	0.86	0	0.14	1	2.01	0.34	12.58	1	0	0.24
4	ADRO	Adaro Energy	0.333	8	6	0	0.44	0.16	0.4	5.44	1.18	1.37	13.61	1	0	0.41
5	AGRO	Bank Agroniaga	0.5	3	2	0	0.94	0	0.06	0.46	9.84	0.35	12.49	0	0	0.12
6	AHAP	Asuransi Harta Aman Pratama	0.5	4	4	0	0.61	0	0.25	7.44	1.16	1.75	11.10	0	0	0.18
7	AKSI	Majapahit Securities	0.333	3	3	0	0.94	0	0.04	2.13	3.98	2.80	11.00	0	0	0.18
8	ALKA	Alakasa Industrindo	0.5	3	4	0.05	0.9	0	0.05	2.61	3.08	1.38	11.20	0	0	0.00
9	AMFG	Asahimas Flat Glass	0.333	9	6	0	0.85	0	0.15	13.95	0.29	2.35	12.38	1	1	0.24
10	ANTM	Aneka Tambang (Persero)	0.5	6	4	0.65	0	0	0.35	13.67	0.28	2.96	13.09	1	0	0.47
11	APLN	Agung Podomoro Land	0.333	9	3	0	0.67	0.03	0.3	3.2	0.89	0.67	12.88	1	0	0.18
12	ASII	Astra International	0.455	8	11	0	0.5	0.01	0.49	12.73	1.10	0.44	14.05	1	0	0.47
13	ASRM	Asuransi Ramayana	0.667	5	3	0	0.24	0.44	0.21	5.33	2.23	0.75	11.66	0	0	0.12
14	BAPA	Bekasi Asri Pemula	0.5	3	2	0	0.84	0	0.16	9.3	0.82	0.14	11.13	0	0	0.18
15	BAYU	Bayu Buana	0.5	4	4	0	0.66	0	0.28	3.42	1.24	1.19	11.34	0	0	0.18
16	BBNI	Bank Negara Indonesia	0.571	10	7	0.6	0	0	0.4	1.65	6.50	0.10	14.40	1	0	0.41
17	BCIP	Bumi Citra Permai	0.333	4	3	0	0.58	0.01	0.41	9.72	0.25	0.28	11.28	0	0	0.29
18	BEKS	Bank Eksekutif Internasional	0.5	3	2	0	0.98	0	0.02	-5.68	5.09	0.30	12.19	0	0	0.18
19	BFIN	BFI Finance Indonesia	0.75	3	4	0	0.55	0	0.45	9.36	0.99	0.20	12.59	0	0	0.29
20	BHIT	Bhakti Investama	0.4	3	5	0	0.45	0.17	0.37	1.56	1.23	0.95	13.22	1	0	0.24
21	BIPI	Benakat Petroleum Energy	0.25	5	4	0	0.59	0	0.41	-2.05	0.40	0.11	12.67	0	0	0.18
22	BISI	Bisi International	0.333	5	3	0	0.54	0	0.46	10.53	0.13	4.38	12.13	1	0	0.24
23	BJBR	BPD Jawa Barat dan Banten	0.6	5	5	0.75	0	0	0.25	2.05	7.70	0.48	13.64	1	0	0.29
24	BKSL	Sentul City	0.4	8	5	0	0.31	0	0.69	1.36	0.17	0.50	12.68	0	0	0.18

No.	Kode	Nama Emiten	DI	UD	UK	KP	KI	KM	KU	PR	LV	LK	UP	TA	BP	VD
25	BMSR	Bintang Mitra Semestaraya	0.5	3	2	0	0.77	0.01	0.22	-7.72	0.89	0.66	11.87	0	1	0.12
26	BNBA	Bank Bumi Artha	0.5	3	2	0	0.91	0	0.09	1.01	5.12	0.53	12.43	1	0	0.29
27	BNGA	Bank CIMB Niaga	0.5	12	8	0	0.97	0	0.03	1.77	9.43	0.10	14.16	1	1	0.47
28	BNII	Bank Internasional Indonesia	0.571	9	7	0	0.97	0	0.03	0.61	9.36	0.09	13.88	1	1	0.35
29	BRAU	Berau Coal Energy	0.5	5	4	0	0.89	0	0.11	3.72	4.06	0.65	13.22	0	0	0.18
30	BRNA	Berlina	0.5	3	4	0	0.6	0.11	0.17	6.31	1.62	0.81	11.74	0	0	0.35
31	BSIM	Bank Sinarmas	0.667	6	3	0	0.59	0.01	0.4	0.91	11.32	0.24	13.05	0	0	0.29
32	BTPN	Bank Tabungan Pensiun Nasional	0.5	7	6	0	0.59	0.01	0.4	3.27	7.19	0.12	13.54	1	0	0.18
33	BUDI	Budi Acid Jaya	0.4	6	5	0	0.51	0	0.47	2.34	1.53	0.57	12.29	0	0	0.18
34	BWPT	BW Plantation	0.333	5	3	0	0.82	0	0.18	9.18	1.35	0.88	12.42	0	0	0.24
35	CMPP	Centris Multi Persada Pratama	0.333	2	3	0	0.63	0	0.37	0.35	1.32	0.09	10.81	0	0	0.06
36	COWL	Cowell Development	0.5	3	2	0	0.66	0	0.34	3.15	1.05	0.16	11.43	0	0	0.29
37	CPRO	Central Proteinaprima	0.333	6	3	0	0.49	0	0.51	-7.54	2.27	0.32	12.93	0	0	0.18
38	CSAP	Catur Sentosa Adiprana	0.4	4	5	0	0.45	0.05	0.5	1.94	2.51	0.48	12.23	1	0	0.29
39	CTBN	Citra Tubindo	0.4	6	5	0	0.8	0.01	0.19	6.71	1.43	0.68	12.39	1	0	0.24
40	CTRP	Ciputra Property	0.4	8	5	0	0.56	0	0.44	4.06	0.08	7.37	12.58	1	0	0.29
41	DEFI	Danasupra Erapacific	0.5	2	2	0	0.41	0	0.59	3.88	0.01	5.38	10.62	0	0	0.12
42	DEWA	Darma Henwa	0.5	2	2	0	0.47	0	0.53	0.13	0.37	0.89	12.62	0	0	0.35
43	DLTA	Delta Djakarta	0.4	5	5	0.26	0.58	0	0.16	19.7	0.20	4.81	11.85	1	1	0.06
44	DNET	Dyviacom Intrabumi	0.333	4	3	0	0.79	0	0.21	2.64	0.16	2.18	10.22	0	0	0.06
45	MBAI	Multibreeder Adirama	0.333	3	3	0	0.83	0	0.09	22.27	0.66	0.45	12.06	0	0	0.24
46	DUTI	Duta Pertiwi	0.4	9	5	0	0.85	0	0.15	5.65	0.55	0.57	12.67	0	0	0.06
47	EMTK	Elang Mahkota Teknologi	0.4	7	5	0	0.38	0.43	0.19	9.95	0.41	3.95	12.63	1	0	0.06
48	ERTX	Eratex Djaja	0.333	4	3	0	0.73	0	0.27	-42.05	-1.56	0.11	11.06	0	1	0.24
49	ETWA	Eterindo Wahanatama	0.333	3	3	0	0.48	0	0.44	7.13	0.76	0.47	11.73	0	0	0.24
50	FISH	FKS Multi Agro	0.5	4	2	0	0.83	0	0.17	5.05	4.42	0.28	12.04	0	0	0.18
51	FPNI	Titan Kimia Nusantara	0.5	4	2	0	0.95	0	0.05	-6.98	1.30	0.50	12.47	1	1	0.12
52	GDYI	Goodyear Indonesia	0.333	3	3	0	0.94	0	0.06	5.81	1.76	0.44	12.06	1	1	0.35

No.	Kode	Nama Emiten	DI	UD	UK	KP	KI	KM	KU	PR	LV	LK	UP	TA	BP	VD
53	GGRM	Gudang Garam	0.75	6	4	0	0.75	0.01	0.24	13.49	0.44	0.25	13.49	1	0	0.18
54	GMTD	Gowa Makassar Tourism	0.4	5	10	0.33	0.32	0	0.35	7.68	1.80	0.29	11.56	0	0	0.35
55	GPRA	Perdana Gapuraprima	0.4	4	5	0	0.67	0	0.33	2.97	0.97	0.23	12.07	0	0	0.12
56	GREN	Evergreen Invesco	0.5	2	2	0	0.73	0	0.26	0.44	0.19	1.57	11.74	0	1	0.06
57	HADE	HD Capital	0.5	3	2	0	0.59	0	0.41	1.19	1.30	2.44	11.53	0	0	0.12
58	HERO	Hero Supermarket	0.333	5	6	0	0.97	0	0.03	7.1	1.72	0.15	12.49	0	0	0.18
59	HOME	Hotel Mandarine Regency	0.333	4	3	0	0.67	0	0.25	1.43	0.66	0.95	11.27	0	0	0.29
60	HRUM	Harum Energy	0.4	4	5	0	0.7	0	0.3	23.74	0.40	1.73	12.54	1	0	0.18
61	IATA	Indonesia Air Transport	0.333	3	3	0	0.83	0	0.17	-6.68	2.28	1.47	11.77	0	0	0.18
62	ICON	Island Concept Indonesia	0.333	3	3	0	0.17	0.4	0.13	-15.78	9.04	0.07	10.06	0	0	0.24
63	IDKM	Indosiar Karya Media	0.4	5	5	0	0.85	0	0.15	0.86	2.19	0.64	11.98	0	0	0.18
64	INAF	Indofarma	0.25	5	4	0.8	0	0	0.19	1.71	1.36	0.66	11.87	0	0	0.29
65	TPIA	Tri Polyta Indonesia	0.333	7	6	0	0.94	0.02	0.04	11.6	0.46	0.96	12.48	1	0	0.29
66	INCO	International Nickel Indonesia	0.3	4	10	0	0.8	0	0.2	19.97	0.30	3.34	13.29	1	1	0.18
67	INDR	Indorama Synthetic	0.4	3	5	0	0.65	0	0.35	2.06	0.97	0.68	12.71	1	0	0.00
68	INDS	Indospring	0.333	3	3	0	0.88	0.01	0.11	9.23	2.39	0.43	11.89	0	0	0.06
69	INDY	Indika Energy	0.5	7	6	0	0.63	0.03	0.29	6.75	1.10	2.00	13.06	1	0	0.29
70	INTA	Intraco Penta	0.333	5	3	0	0.82	0.04	0.14	5.08	1.66	1.13	12.21	0	0	0.35
71	IPOL	Indopoly Swakarsa Industry	0.333	6	3	0	0.64	0	0.36	7.67	1.06	0.84	12.35	0	1	0.29
72	ISAT	Indosat	0.4	5	10	0.14	0.71	0	0.15	1.25	1.94	0.30	13.71	1	0	0.35
73	JECC	Jembo Cable Company	0.667	4	3	0	0.9	0	0.1	-0.18	4.69	0.55	11.75	0	0	0.18
74	JIHD	Jakarta Int'l Hotel & Dev	0.5	4	4	0	0	0.22	0.78	6.13	1.75	0.22	12.71	0	0	0.12
75	JKON	Jaya Konstruksi Manggala Pratama	0.4	7	5	0	0.8	0.05	0.15	5.91	1.61	0.84	12.29	0	0	0.24
76	JPRS	Jaya Pari Steel	0.5	4	2	0	0.68	0.16	0.16	6.92	0.37	1.03	11.61	0	1	0.24
77	JSMR	Jasa Marga	0.333	5	6	0.7	0.03	0	0.27	6.3	1.37	1.64	13.28	0	1	0.35
78	KBLM	Kabelindo Murni	0.5	3	4	0.06	0.69	0.06	0.09	0.97	0.77	0.74	11.61	0	0	0.12
79	KIAS	Keramika Indonesia Assosiasi	0.333	3	3	0	0.97	0	0.03	1.15	4.51	0.94	12.10	0	1	0.06
80	KRAS	Krakatau Steel	0.5	6	4	0.8	0	0	0.2	6.04	0.88	0.78	13.25	1	0	0.24

No.	Kode	Nama Emiten	DI	UD	UK	KP	KI	KM	KU	PR	LV	LK	UP	TA	BP	VD
81	LAMI	Lamicitra Nusantara	0.333	7	3	0	0.92	0.01	0.07	3.15	1.83	0.18	11.78	0	0	0.00
82	LAPD	Leyand International	0.5	2	2	0	0.68	0	0.26	0.01	1.38	0.58	12.10	0	0	0.12
83	LMPI	Langgeng Makmur Industri	0.5	5	2	0	0.77	0.01	0.22	0.46	0.52	0.99	11.78	0	0	0.24
84	LPKR	Lippo Karawaci	0.625	5	8	0	0.24	0	0.76	3.25	1.03	0.60	13.21	0	0	0.24
85	MAPI	Mitra AdiperkasaSkybee	0.4	6	5	0	0.58	0	0.42	5.48	1.50	0.24	12.56	1	0	0.06
86	MAYA	Bank Mayapada	0.5	6	4	0	0.92	0	0.08	0.76	5.81	1.20	13.00	0	0	0.24
87	MDRN	Modern Internasional	0.333	4	3	0	0.61	0	0.39	5.29	1.15	0.52	11.90	1	0	0.24
88	MEDC	Medco Energi International	0.333	3	6	0	0.63	0	0.37	3.65	1.86	0.89	13.31	1	1	0.35
89	MLBI	Multi Bintang Indonesia	0.429	4	7	0	0.83	0	0.17	38.95	1.41	0.67	12.06	1	1	0.06
90	MNCN	Media Nusantara Citra	0.4	5	5	0	0.78	0	0.22	8.91	0.58	1.56	12.91	1	0	0.29
91	MPPA	Matahari Putra Prima	0.667	5	6	0	0.57	0	0.43	50.79	0.59	1.29	13.06	0	0	0.24
92	MTDL	Metrodata Electronics	0.333	4	3	0	0.26	0	0.62	3.22	1.63	0.90	11.98	1	0	0.18
93	ESTI	Ever Shine Textile Industry	0.667	3	3	0	0.73	0	0.27	0.25	1.28	0.37	11.77	1	0	0.24
94	PRAS	Prima Alloy Steel	0.333	3	3	0	0.45	0.06	0.49	0.07	2.42	0.58	11.66	0	0	0.06
95	PANR	Panorama Sentrawisata	0.333	5	3	0	0.85	0.03	0.12	1.04	2.29	0.70	11.79	0	0	0.24
96	PBRX	Pan Brothers	0.333	6	3	0	0.6	0	0.4	4.01	4.31	0.33	11.95	0	0	0.18
97	PICO	Pelangi Indah Canindo	0.333	2	3	0	0.94	0.01	0.05	2.11	2.25	0.22	11.76	0	0	0.18
98	PJAA	Pembangunan Jaya Ancol	0.4	5	5	0.72	0.18	0	0.1	9.03	0.47	1.87	12.20	0	0	0.47
99	PNBN	Bank Pan Indonesia	0.5	11	4	0	0.84	0	0.16	1.3	7.81	0.24	14.04	1	0	0.53
100	PNLF	Panin Financial	0.333	4	3	0	0.66	0	0.34	8.74	0.45	0.83	12.91	0	0	0.29
101	PNSE	Pudjiadi & Sons Estate	0.333	2	3	0	0.81	0	0.13	9.32	1.11	1.46	11.51	0	0	0.35
102	PTRO	Petrosea	0.5	6	6	0	0.99	0	0.01	18.99	0.84	0.78	12.30	1	0	0.24
103	PWON	Pakuwon Jati	0.667	6	3	0	0.82	0.01	0.17	6.95	1.66	0.86	12.60	1	0	0.18
104	PYFA	Pyridam Farma	0.333	3	3	0	0.54	0.23	0.23	4.17	0.30	1.56	11.00	0	0	0.18
105	RELI	Reliance Securities	0.5	4	2	0	0.58	0	0.42	2.48	2.50	1.71	11.89	0	0	0.18
106	RIGS	Rig Tenders	0.286	4	7	0	0.9	0	0.1	0.17	0.47	0.62	11.94	1	1	0.24
107	ROTI	Nippon Indosari Corporindo	0.333	6	3	0	0.81	0	0.19	17.56	0.25	2.12	11.75	1	1	0.35
108	SGRO	Sampoerna Agro	0.4	5	5	0	0.67	0	0.33	15.71	0.34	1.29	12.46	1	1	0.18

No.	Kode	Nama Emiten	DI	UD	UK	KP	KI	KM	KU	PR	LV	LK	UP	TA	BP	VD
109	SIPD	Sierad Produce	0.667	7	3	0	0.41	0	0.59	2.97	0.67	0.71	12.31	0	0	0.12
110	SMCB	Holcim Indonesia	0.571	8	7	0	0.81	0	0.19	7.94	0.53	1.21	13.02	1	1	0.29
111	SMDM	Suryamas Dutamakmur	0.333	4	3	0	0.87	0	0.13	-0.09	0.24	0.56	12.31	1	1	0.18
112	SMDR	Samudera Indonesia	0.4	7	5	0	0.67	0.01	0.32	1.19	1.77	0.92	12.75	1	0	0.12
113	SMMT	Eatertainment International	0.25	3	4	0	0.96	0	0.04	-20.34	-2.19	3.27	10.18	0	0	0.12
114	SQMI	Allbond Makmur Usaha	0.5	2	2	0	0.83	0	0.17	30.63	0.13	3.17	10.34	0	1	0.12
115	SUGI	Sugih Energy	0.5	2	2	0	0.7	0	0.3	5.55	-0.03	2.24	10.61	0	0	0.00
116	TIRT	Tirta Mahakam Resources	0.5	4	2	0	0.79	0	0.21	-1.72	3.33	0.20	11.76	0	0	0.06
117	TRIO	Trikomsel Oke	0.5	5	4	0	0.84	0.03	0.13	8.54	1.80	0.44	12.38	1	0	0.24
118	TLKM	Telekomunikasi Indonesia	0.4	8	5	0.53	0.15	0	0.32	11.56	0.98	0.68	14.00	1	0	0.41
119	TMPI	AGIS	0.333	3	3	0	0.27	0	0.73	0.35	0.48	0.26	12.15	0	0	0.18
120	TMPO	Tempo Inti Media	0.4	3	5	0	0.83	0	0.17	3.46	1.01	1.19	11.19	0	0	0.47
121	TRIL	Triwira Insanlestari	0.667	2	3	0	0.75	0	0.25	0.52	0.35	1.35	11.51	0	0	0.12
122	TRUS	Trust Finance Indonesia	0.333	3	3	0	0.54	0.18	0.28	7.08	0.80	0.07	11.42	0	0	0.12
123	TSCP	Tempo Scan Pacific	0.667	8	3	0	0.95	0	0.05	13.62	0.36	2.47	12.56	0	0	0.12
124	ULTJ	Ultra Jaya Milk	0.333	3	3	0	0.47	0.18	0.35	5.34	0.54	1.20	12.30	0	0	0.00
125	UNIC	Unggul Indah Cahaya	0.429	6	7	0	0.76	0	0.24	1.48	0.85	0.95	12.36	1	0	0.18
126	UNTX	Unitex	0.25	7	4	0	0.69	0.01	0.23	-16.43	-1.94	0.15	11.19	1	1	0.12
127	UNVR	Unilever Indonesia	0.75	8	4	0	0.85	0	0.15	2.26	1.15	0.43	12.94	1	1	0.41
128	VOKS	Voksel Electric	0.4	6	5	0	0.49	0	0.51	0.89	1.92	0.75	12.05	0	1	0.24
129	WICO	Wicaksana Overseas	0.333	2	3	0	0.88	0	0.12	-0.31	1.86	0.37	11.33	1	1	0.06
130	WINS	Wintermar Offshore Marine	0.333	5	3	0	0.73	0.02	0.25	5.09	0.94	1.10	12.32	0	0	0.35
131	YPAS	Yanaprima Hastapersada	0.333	3	3	0	0.89	0.01	0.1	10.55	0.53	0.72	11.30	0	0	0.06

Tahun 2011

No.	Kode	Nama Emiten	DI	UD	UK	KP	KI	KM	KU	PR	LV	LK	UP	TA	BP	VD
1	ABDA	Asuransi Bina Dana Artha	0.25	4	4	0.00	0.50	0.00	0.50	7.92	1.73	0.28	12.04	0	0	0.12
2	ADES	Akasha Wira International	0.33	3	3	0.00	0.95	0.00	0.05	8.18	1.51	1.15	11.50	0	1	0.18
3	ADMG	Polychem Indonesia	0.29	4	7	0.00	0.80	0.00	0.20	5.41	1.04	0.50	12.72	1	0	0.06
4	ADRO	Adaro Energy	0.33	7	6	0.00	0.44	0.16	0.40	9.76	1.32	1.32	13.71	1	0	0.41
5	AGRO	Bank Agroniaga	0.50	4	4	0.00	0.94	0.00	0.06	0.94	9.01	0.09	12.54	1	0	0.24
6	AHAP	Asuransi Harta Aman Pratama	0.50	4	4	0.00	0.61	0.00	0.25	9.95	1.06	0.95	11.16	0	0	0.12
7	AKSI	Majapahit Securities	0.33	2	3	0.00	0.96	0.00	0.04	-46.14	0.40	3.32	10.92	0	0	0.12
8	ALKA	Alakasa Industrindo	0.50	3	4	0.05	0.90	0.00	0.05	3.86	4.32	1.20	11.41	0	0	0.00
9	AMFG	Asahimas Flat Glass	0.33	11	6	0.00	0.85	0.00	0.15	12.52	0.25	2.57	12.43	1	1	0.24
10	ANTM	Aneka Tambang (Persero)	0.33	6	6	0.65	0.00	0.00	0.35	12.68	0.41	8.16	13.18	1	0	0.47
11	APLN	Agung Podomoro Land	0.33	9	3	0.00	0.67	0.03	0.30	6.35	1.15	4.57	13.03	1	0	0.29
12	ASII	Astra International	0.45	9	11	0.00	0.50	0.01	0.49	13.73	2.61	1.05	14.19	1	0	0.41
13	ASRM	Asuransi Ramayana	0.67	5	3	0.00	0.24	0.44	0.09	6.10	2.61	0.65	11.78	0	0	0.12
14	BAPA	Bekasi Asri Pemula	0.33	3	3	0.00	0.76	0.01	0.23	3.99	0.83	1.20	11.17	0	0	0.18
15	BAYU	Bayu Buana	0.50	4	4	0.00	0.61	0.00	0.32	4.75	1.19	1.55	11.41	0	0	0.12
16	BBNI	Bank Negara Indonesia	0.57	11	7	0.60	0.00	0.00	0.40	1.94	6.90	0.11	14.48	1	0	0.35
17	BCIP	Bumi Citra Permai	0.33	5	3	0.00	0.52	0.00	0.41	1.01	0.30	3.65	11.38	0	0	0.24
18	BEKS	Bank Eksekutif Internasional	0.67	5	3	0.00	0.99	0.00	0.01	-2.46	11.94	0.10	12.78	0	0	0.41
19	BFIN	BFI Finance Indonesia	0.60	3	5	0.00	0.90	0.01	0.09	8.02	1.24	2.13	12.72	0	0	0.35
20	BHIT	Bhakti Investama	0.40	4	5	0.00	0.38	0.17	0.45	5.19	0.54	1.36	13.28	1	0	0.24
21	BIPI	Benakat Petroleum Energy	0.33	4	3	0.00	0.57	0.00	0.43	-1.65	0.19	0.76	12.57	0	0	0.18
22	BISI	Bisi International	0.33	5	3	0.00	0.54	0.00	0.46	9.76	0.19	3.38	12.18	1	0	0.24

No.	Kode	Nama Emiten	DI	UD	UK	KP	KI	KM	KU	PR	LV	LK	UP	TA	BP	VD
23	BJBR	BPD Jawa Barat dan Banten	0.60	6	5	0.75	0.00	0.01	0.24	1.77	9.11	0.13	13.74	1	0	0.35
24	BKSL	Sentul City	0.50	8	6	0.00	0.30	0.00	0.70	2.58	0.15	1.06	12.72	0	0	0.18
25	BMSR	Bintang Mitra Semestaraya	0.50	4	2	0.00	0.77	0.01	0.22	-1.08	0.80	1.20	11.82	0	1	0.18
26	BNBA	Bank Bumi Artha	0.67	3	3	0.00	0.91	0.00	0.09	1.44	5.22	0.12	12.47	1	0	0.29
27	BNGA	Bank CIMB Niaga	0.50	12	8	0.00	0.97	0.00	0.02	1.90	8.08	0.12	14.22	1	1	0.35
28	BNII	Bank Internasional Indonesia	0.57	7	7	0.00	0.97	0.00	0.03	0.71	10.93	0.13	13.98	1	1	0.41
29	BRAU	Berau Coal Energy	0.50	5	4	0.00	0.85	0.00	0.15	7.81	2.93	0.82	13.27	1	0	0.12
30	BRNA	Berlina	0.50	3	4	0.00	0.51	0.11	0.25	6.80	1.53	0.64	11.81	0	0	0.18
31	BSIM	Bank Sinarmas	0.33	6	3	0.00	0.77	0.01	0.22	0.68	11.86	0.13	13.22	0	0	0.29
32	BTPN	Bank Tabungan Pensiun Nasional	0.50	9	6	0.00	0.60	0.01	0.39	3.00	7.31	0.11	13.67	1	0	0.18
33	BUDI	Budi Acid Jaya	0.33	7	3	0.00	0.51	0.00	0.47	2.97	1.62	0.64	12.33	0	0	0.18
34	BWPT	BW Plantation	0.25	5	4	0.00	0.68	0.00	0.32	8.93	1.52	0.48	12.55	0	0	0.18
35	CMPP	Centris Multi Persada Pratama	0.50	2	2	0.00	0.63	0.00	0.37	0.28	0.84	2.71	10.75	0	0	0.06
36	COWL	Cowell Development	0.50	4	2	0.00	0.66	0.00	0.34	8.64	1.35	2.43	11.59	0	0	0.18
37	CPRO	Central Proteinaprima	0.50	7	4	0.00	0.49	0.00	0.51	-28.83	11.94	0.35	12.85	0	0	0.12
38	CSAP	Catur Sentosa Adiprana	0.50	3	4	0.00	0.44	0.06	0.50	3.75	2.38	0.50	12.30	1	0	0.12
39	CTBN	Citra Tubindo	0.40	6	5	0.00	0.80	0.01	0.19	20.38	0.69	1.19	12.35	1	0	0.18
40	CTRP	Ciputra Property	0.40	8	5	0.00	0.58	0.00	0.42	3.91	0.20	2.43	12.63	1	0	0.18
41	DEFI	Danasupra Erapacific	0.50	2	2	0.00	0.60	0.00	0.40	4.13	0.10	1.64	10.64	0	0	0.06
42	DEWA	Darma Henwa	0.50	2	2	0.00	0.47	0.00	0.53	-5.92	0.29	1.07	12.57	0	0	0.24
43	DLTA	Delta Djakarta	0.40	5	5	0.26	0.58	0.00	0.16	21.79	0.22	4.75	11.84	1	1	0.06
44	DNET	Dyviacom Intrabumi	0.33	3	3	0.00	0.72	0.00	0.28	4.05	0.33	0.87	10.23	0	0	0.00
45	MBAI	Multibreeder Adirama	0.33	3	3	0.00	0.83	0.00	0.09	1.57	1.14	0.12	12.18	0	0	0.18
46	DUTI	Duta Pertiwi	0.33	9	6	0.00	0.85	0.00	0.15	8.14	0.46	2.65	12.72	0	0	0.00
47	EMTK	Elang Mahkota Teknologi	0.33	7	6	0.00	0.17	0.36	0.47	10.34	0.49	1.23	12.85	1	0	0.12
48	ERTX	Eratex Djaja	0.33	3	3	0.00	0.36	0.00	0.64	49.22	-2.76	0.35	11.24	0	1	0.18
49	ETWA	Eterindo Wahanatama	0.25	3	4	0.00	0.48	0.01	0.44	11.75	0.65	0.70	11.79	0	0	0.18
50	FISH	FKS Multi Agro	0.33	5	3	0.00	0.83	0.00	0.17	1.76	7.64	0.17	12.31	0	0	0.18

No.	Kode	Nama Emiten	DI	UD	UK	KP	KI	KM	KU	PR	LV	LK	UP	TA	BP	VD
51	FPNI	Titan Kimia Nusantara	0.50	3	2	0.00	0.95	0.00	0.05	-3.55	1.72	0.40	12.48	1	1	0.12
52	GDYI	Goodyear Indonesia	0.33	3	3	0.00	0.94	0.00	0.06	1.65	1.77	0.37	12.07	1	1	0.41
53	GGRM	Gudang Garam	0.75	6	4	0.00	0.75	0.01	0.24	12.68	0.59	0.15	13.59	1	0	0.12
54	GMTD	Gowa Makassar Tourism	0.40	5	10	0.32	0.32	0.00	0.36	10.07	1.81	0.93	11.69	0	0	0.12
55	GPRA	Perdana Gapuraprima	0.33	3	3	0.00	0.89	0.00	0.11	3.63	0.90	0.52	12.09	0	0	0.06
56	GREN	Evergreen Invesco	0.50	2	2	0.00	0.74	0.00	0.26	0.38	0.21	0.84	11.75	0	1	0.00
57	HADE	HD Capital	0.50	3	2	0.00	0.59	0.00	0.41	2.04	1.08	1.25	11.51	0	0	0.24
58	HERO	Hero Supermarket	0.33	4	6	0.00	0.97	0.00	0.03	7.36	1.55	0.14	12.57	1	0	0.18
59	HOME	Hotel Mandarin Regency	0.33	4	3	0.00	0.67	0.00	0.25	0.46	0.55	1.17	11.25	0	0	0.29
60	HRUM	Harum Energy	0.40	4	5	0.00	0.70	0.00	0.30	38.30	0.31	2.09	12.67	1	0	0.18
61	IATA	Indonesia Air Transport	0.33	2	3	0.00	0.82	0.00	0.18	-5.60	1.90	0.47	11.78	0	0	0.18
62	ICON	Island Concept Indonesia	0.25	3	4	0.00	0.17	0.04	0.13	0.68	4.50	0.93	10.96	0	0	0.06
63	IDKM	Indosiar Karya Media	0.40	2	5	0.00	0.85	0.00	0.15	-10.81	5.58	0.57	11.95	1	0	0.12
64	INAF	Indofarma	0.40	5	5	0.81	0.06	0.00	0.13	3.31	0.83	0.64	12.05	0	0	0.29
65	TPIA	Tri Polyta Indonesia	0.29	7	7	0.00	0.95	0.00	0.05	0.50	1.01	0.51	13.16	1	0	0.24
66	INCO	International Nickel Indonesia	0.22	5	9	0.00	0.80	0.00	0.20	13.78	0.37	3.43	13.34	1	1	0.29
67	INDR	Indorama Synthetic	0.40	3	5	0.00	0.60	0.00	0.40	1.40	1.28	0.61	12.79	1	0	0.12
68	INDS	Indospring	0.33	3	3	0.00	0.88	0.00	0.10	10.57	0.80	1.27	12.06	0	0	0.24
69	INDY	Indika Energy	0.50	7	6	0.00	0.63	0.08	0.29	6.57	1.36	1.46	13.26	1	0	0.29
70	INTA	Intraco Penta	0.33	5	3	0.00	0.72	0.04	0.24	3.22	5.96	0.35	12.57	1	0	0.18
71	IPOL	Indopoly Swakarsa Industry	0.33	2	3	0.00	0.64	0.00	0.36	2.01	1.28	0.54	12.42	0	1	0.24
72	ISAT	Indosat	0.44	5	9	0.14	0.71	0.00	0.15	1.79	1.77	0.31	13.72	1	0	0.41
73	JECC	Jembo Cable Company	0.67	4	3	0.00	0.90	0.00	0.10	4.74	3.92	0.45	11.80	0	0	0.12
74	JIHD	Jakarta Int'l Hotel & Dev	0.50	5	4	0.00	0.00	0.22	0.78	1.60	0.32	0.82	12.64	0	0	0.06
75	JKON	Jaya Konstruksi Manggala Pratama	0.40	7	5	0.00	0.84	0.06	0.10	6.15	1.59	1.13	12.35	0	0	0.24
76	JPRS	Jaya Pari Steel	0.50	4	2	0.00	0.68	0.16	0.16	8.61	0.30	2.27	11.64	0	1	0.18
77	JSMR	Jasa Marga	0.33	5	6	0.70	0.02	0.01	0.27	6.15	1.10	1.03	13.33	0	1	0.35
78	KBLM	Kabelindo Murni	0.33	3	3	0.00	0.75	0.06	0.10	2.96	1.63	0.52	11.81	0	0	0.06

No.	Kode	Nama Emiten	DI	UD	UK	KP	KI	KM	KU	PR	LV	LK	UP	TA	BP	VD
79	KIAS	Keramika Indonesia Assosiasi	0.33	4	6	0.00	0.97	0.00	0.03	-0.99	0.92	0.38	12.31	0	1	0.12
80	KRAS	Krakatau Steel	0.40	6	5	0.00	0.80	0.01	0.19	4.75	1.08	0.67	13.33	1	0	0.24
81	LAMI	Lamicitra Nusantara	0.33	8	3	0.00	0.92	0.01	0.07	9.26	1.09	0.82	11.77	0	0	0.06
82	LAPD	Leyand International	0.50	2	2	0.00	0.63	0.00	0.32	0.55	0.70	0.13	12.07	0	0	0.06
83	LMPI	Langgeng Makmur Industri	0.50	5	2	0.00	0.77	0.01	0.22	0.79	0.68	0.82	11.84	0	0	0.24
84	LPKR	Lippo Karawaci	0.57	4	7	0.00	0.18	0.00	0.82	4.46	0.94	1.17	13.26	0	0	0.29
85	MAPI	Mitra AdiperkasaSkybee	0.40	7	5	0.00	0.56	0.00	0.44	8.16	1.46	0.25	12.64	1	0	0.18
86	MAYA	Bank Mayapada	0.33	6	3	0.00	0.91	0.01	0.08	1.32	6.79	0.10	13.11	0	0	0.24
87	MDRN	Modern Internasional	0.33	4	3	0.00	0.59	0.00	0.41	5.34	1.51	0.84	12.03	1	0	0.12
88	MEDC	Medco Energi International	0.33	5	6	0.00	0.50	0.00	0.38	3.45	2.02	1.53	13.37	1	1	0.35
89	MLBI	Multi Bintang Indonesia	0.43	4	7	0.00	0.83	0.00	0.17	41.56	1.30	0.78	12.09	1	1	0.12
90	MNCN	Media Nusantara Citra	0.40	4	5	0.00	0.74	0.01	0.25	12.79	0.29	3.97	12.94	1	0	0.18
91	MPPA	Matahari Putra Prima	0.67	5	6	0.00	0.65	0.00	0.35	1.17	0.81	0.69	13.01	0	0	0.24
92	MTDL	Metrodata Electronics	0.33	4	3	0.00	0.25	0.02	0.59	5.46	1.19	1.17	12.11	1	0	0.18
93	ESTI	Ever Shine Textile Industry	0.67	3	3	0.00	0.73	0.00	0.27	0.69	1.47	0.36	11.80	1	0	0.12
94	PRAS	Prima Alloy Steel	0.33	4	3	0.00	0.46	0.06	0.48	0.28	2.45	0.55	11.68	0	0	0.06
95	PANR	Panorama Sentrawisata	0.33	5	3	0.00	0.84	0.04	0.12	2.94	1.92	0.78	11.88	0	0	0.12
96	PBRX	Pan Brothers	0.33	2	3	0.00	0.54	0.00	0.46	4.76	1.21	0.69	12.18	0	0	0.24
97	PICO	Pelangi Indah Canindo	0.33	2	3	0.00	0.93	0.01	0.06	2.25	1.99	0.31	11.75	0	0	0.06
98	PJAA	Pembangunan Jaya Ancol	0.50	5	6	0.72	0.18	0.00	0.10	9.32	0.47	1.19	12.24	0	0	0.35
99	PNBN	Bank Pan Indonesia	0.50	11	4	0.00	0.84	0.00	0.16	1.65	6.85	0.11	14.10	1	0	0.35
100	PNLF	Panin Financial	0.50	4	4	0.00	0.65	0.00	0.35	8.80	0.46	2.13	13.02	0	0	0.24
101	PNSE	Pudjiadi & Sons Estate	0.33	2	3	0.00	0.80	0.00	0.13	12.75	0.69	1.32	11.54	0	0	0.12
102	PTRO	Petrosea	0.43	6	7	0.00	0.99	0.00	0.01	13.95	1.37	0.68	12.53	1	0	0.24
103	PWON	Pakuwon Jati	0.67	6	3	0.00	0.85	0.00	0.15	6.59	1.42	1.26	12.76	1	0	0.29
104	PYFA	Pyridam Farma	0.33	3	3	0.00	0.54	0.23	0.23	4.38	0.43	1.17	11.07	0	0	0.12
105	RELI	Reliance Securities	0.50	3	2	0.00	0.59	0.00	0.41	4.78	1.13	1.26	11.76	0	0	0.18
106	RIGS	Rig Tenders	0.40	4	5	0.00	0.90	0.00	0.10	-1.37	0.43	1.16	11.91	1	1	0.18

No.	Kode	Nama Emiten	DI	UD	UK	KP	KI	KM	KU	PR	LV	LK	UP	TA	BP	VD
107	ROTI	Nippon Indosari Corporindo	0.33	6	3	0.00	0.81	0.00	0.19	15.27	0.39	1.02	11.88	1	1	0.18
108	SGRO	Sampoerna Agro	0.40	4	5	0.00	0.78	0.00	0.22	16.11	0.36	0.82	12.53	1	1	0.29
109	SIPD	Sierad Produce	0.33	5	3	0.00	0.41	0.00	0.59	0.89	1.08	0.46	12.42	0	0	0.12
110	SMCB	Holcim Indonesia	0.57	8	7	0.00	0.81	0.00	0.19	9.71	0.45	1.09	13.04	1	1	0.24
111	SMDM	Suryamas Dutamakmur	0.67	4	3	0.00	0.87	0.00	0.13	1.41	0.19	0.46	12.39	0	1	0.29
112	SMDR	Samudera Indonesia	0.40	7	5	0.00	0.67	0.00	0.33	2.19	1.55	0.86	12.81	1	0	0.18
113	SMMT	Eatertainment International	0.40	3	5	0.00	0.96	0.00	0.04	-17.70	-1.50	0.22	9.95	1	0	0.12
114	SQMI	Allbond Makmur Usaha	0.67	3	3	0.00	0.83	0.00	0.17	-4.67	9.48	0.17	11.14	0	1	0.18
115	SUGI	Sugih Energy	0.50	2	2	0.00	0.54	0.00	0.30	-17.69	0.16	11.04	10.58	0	0	0.06
116	TIRT	Tirta Mahakam Resources	0.50	4	2	0.00	0.79	0.00	0.21	0.60	4.02	0.20	11.84	0	0	0.06
117	TRIO	Trikonsel Oke	0.50	6	4	0.00	0.84	0.03	0.13	7.95	2.49	0.54	12.58	1	0	0.24
118	TLKM	Telekomunikasi Indonesia	0.40	8	5	0.53	0.00	0.00	0.47	15.01	0.69	0.69	14.01	1	0	0.41
119	TMPI	AGIS	0.50	3	4	0.00	0.33	0.00	0.67	0.53	0.32	0.55	12.10	0	0	0.06
120	TMPO	Tempo Inti Media	0.40	3	5	0.00	0.83	0.00	0.17	5.89	1.02	1.36	11.25	0	0	0.29
121	TRIL	Triwira Insanlestari	0.67	2	3	0.00	0.75	0.00	0.25	-3.00	0.06	10.35	11.39	0	0	0.06
122	TRUS	Trust Finance Indonesia	0.33	3	3	0.00	0.54	0.18	0.28	5.34	1.39	1.72	11.60	0	0	0.06
123	TSCP	Tempo Scan Pacific	0.67	9	3	0.00	0.95	0.00	0.05	13.80	0.40	2.28	12.63	0	0	0.29
124	ULTJ	Ultra Jaya Milk	0.33	3	3	0.00	0.47	0.18	0.35	4.65	0.12	0.85	12.34	0	0	0.06
125	UNIC	Unggul Indah Cahaya	0.33	6	6	0.00	0.76	0.00	0.24	2.09	0.96	0.81	12.41	1	0	0.12
126	UNTX	Unitex	0.25	7	4	0.00	0.69	0.01	0.13	-5.09	-1.94	0.14	11.21	1	1	0.12
127	UNVR	Unilever Indonesia	0.80	9	5	0.00	0.85	0.00	0.15	39.73	1.85	0.39	13.02	1	1	0.29
128	VOKS	Voksel Electric	0.40	6	5	0.00	0.49	0.00	0.51	7.03	2.17	0.96	12.20	0	1	0.18
129	WICO	Wicaksana Overseas	0.33	2	3	0.00	0.87	0.01	0.12	0.66	1.17	0.76	11.28	1	1	0.12
130	WINS	Wintermar Offshore Marine	0.33	5	3	0.00	0.72	0.03	0.25	7.02	0.87	1.01	12.38	0	0	0.24
131	YPAS	Yanaprima Hastapersada	0.33	3	3	0.00	0.89	0.01	0.10	7.44	0.51	0.80	11.35	0	0	0.06



LAMPIRAN III
HASIL UJI REGRESI

REGRESSION

```

/DESCRIPTIVES MEAN STDDEV CORR SIG N
/MISSING LISTWISE
/STATISTICS COEFF OUTS R ANOVA COLLIN TOL
/CRITERIA=PIN(.05) POUT(.10)
/NOORIGIN
/DEPENDENT VD
/METHOD=ENTER PK UD UK KP KI KM KU PR LV LK UP TA BP
/SCATTERPLOT=( *SDRESID , *ZPRED)
/RESIDUALS DURBIN HIST(ZRESID) NORM(ZRESID)
/SAVE ZRESID.
    
```

Regression

Notes

Output Created		14-Oct-2012 16:34:20
Comments		
Input	Active Dataset	DataSet0
	Filter	<none>
	Weight	<none>
	Split File	<none>
	N of Rows in Working Data File	262
Missing Value Handling	Definition of Missing	User-defined missing values are treated as missing.
	Cases Used	Statistics are based on cases with no missing values for any variable used.
Syntax		REGRESSION /DESCRIPTIVES MEAN STDDEV CORR SIG N /MISSING LISTWISE /STATISTICS COEFF OUTS R ANOVA COLLIN TOL /CRITERIA=PIN(.05) POUT(.10) /NOORIGIN /DEPENDENT VD /METHOD=ENTER PK UD UK KP KI KM KU PR LV LK UP TA BP /SCATTERPLOT=(*SDRESID , *ZPRED) /RESIDUALS DURBIN HIST(ZRESID) NORM(ZRESID) /SAVE ZRESID.
Resources	Processor Time	00:00:00.733

Notes

Resources	Elapsed Time	00:00:00.638
	Memory Required	6892 bytes
	Additional Memory Required for Residual Plots	816 bytes
Variables Created or Modified	ZRE_2	Standardized Residual

[DataSet0]

Descriptive Statistics


	Mean	Std. Deviation	N
VD	.2012	.10995	262
PK	.4290	.11893	262
UD	4.7710	2.11930	262
UK	4.1489	1.79526	262
KP	.0455	.16443	262
KI	.6566	.25067	262
KM	.0237	.07007	262
KU	.2594	.17075	262
PR	4.8795	9.86854	262
LV	1.8821	2.50210	262
LK	1.1273	1.39107	262
UP	12.2551	.85079	262
TA	.4084	.49248	262
BP	.2061	.40528	262

Correlations

		VD	PK	UD	UK	KP	KI	KM	KU
Pearson Correlation	VD	1.000	.110	.404	.361	.344	-.165	-.117	-.010
	PK	.110	1.000	.118	-.040	.026	.008	-.002	-.006
	UD	.404	.118	1.000	.478	.165	-.085	-.018	.016
	UK	.361	-.040	.478	1.000	.226	-.134	-.057	.032
	KP	.344	.026	.165	.226	1.000	-.610	-.088	-.009
	KI	-.165	.008	-.085	-.134	-.610	1.000	-.319	-.681
	KM	-.117	-.002	-.018	-.057	-.088	-.319	1.000	.062
	KU	-.010	-.006	.016	.032	-.009	-.681	.062	1.000
	PR	.094	.070	.139	.232	.062	-.044	-.015	.043
	LV	.205	.249	.228	.044	.062	.083	-.013	-.189
	LK	-.056	-.021	-.051	-.032	.067	-.085	.000	.050

Correlations

		PR	LV	LK	UP	TA	BP
Pearson Correlation	VD	.094	.205	-.056	.528	.287	.061
	PK	.070	.249	-.021	.208	.024	-.047
	UD	.139	.228	-.051	.643	.417	.051
	UK	.232	.044	-.032	.547	.460	.105
	KP	.062	.062	.067	.251	.085	-.031
	KI	-.044	.083	-.085	-.175	.046	.218
	KM	-.015	-.013	.000	-.070	-.056	-.121
	KU	.043	-.189	.050	.128	-.085	-.217
	PR	1.000	-.214	-.061	.187	.186	.115
	LV	-.214	1.000	-.300	.330	.045	-.065
	LK	.061	-.300	1.000	-.169	.025	.000



Correlations

		VD	PK	UD	UK	KP	KI	KM	KU
Pearson Correlation	UP	.528	.208	.643	.547	.251	-.175	-.070	.128
	TA	.287	.024	.417	.460	.085	.046	-.056	-.085
	BP	.061	-.047	.051	.105	-.031	.218	-.121	-.217
Sig. (1-tailed)	VD		.038	.000	.000	.000	.004	.029	.434
	PK	.038		.028	.259	.337	.449	.490	.460
	UD	.000	.028		.000	.004	.084	.384	.399
	UK	.000	.259	.000		.000	.015	.177	.301
	KP	.000	.337	.004	.000		.000	.078	.443
	KI	.004	.449	.084	.015	.000		.000	.000
	KM	.029	.490	.384	.177	.078	.000		.159
	KU	.434	.460	.399	.301	.443	.000	.159	
	PR	.064	.131	.012	.000	.159	.238	.403	.245
	LV	.000	.000	.000	.238	.160	.090	.419	.001
	LK	.185	.367	.207	.304	.141	.085	.499	.208
	UP	.000	.000	.000	.000	.000	.002	.130	.019
	TA	.000	.350	.000	.000	.086	.230	.182	.084
	BP	.161	.222	.207	.045	.309	.000	.025	.000
N	VD	262	262	262	262	262	262	262	262
	PK	262	262	262	262	262	262	262	262
	UD	262	262	262	262	262	262	262	262
	UK	262	262	262	262	262	262	262	262
	KP	262	262	262	262	262	262	262	262
	KI	262	262	262	262	262	262	262	262
	KM	262	262	262	262	262	262	262	262
	KU	262	262	262	262	262	262	262	262
	PR	262	262	262	262	262	262	262	262
	LV	262	262	262	262	262	262	262	262
	LK	262	262	262	262	262	262	262	262
	UP	262	262	262	262	262	262	262	262
	TA	262	262	262	262	262	262	262	262
	BP	262	262	262	262	262	262	262	262

Correlations

		PR	LV	LK	UP	TA	BP
Pearson Correlation	UP	.187	.330	-.169	1.000	.502	.011
	TA	.186	.045	.025	.502	1.000	.210
	BP	.115	-.065	.000	.011	.210	1.000
Sig. (1-tailed)	VD	.064	.000	.185	.000	.000	.161
	PK	.131	.000	.367	.000	.350	.222
	UD	.012	.000	.207	.000	.000	.207
	UK	.000	.238	.304	.000	.000	.045
	KP	.159	.160	.141	.000	.086	.309
	KI	.238	.090	.085	.002	.230	.000
	KM	.403	.419	.499	.130	.182	.025
	KU	.245	.001	.208	.019	.084	.000
	PR		.000	.161	.001	.001	.032
	LV	.000		.000	.000	.236	.148
	LK	.161	.000		.003	.344	.494
	UP	.001	.000	.003		.000	.431
	TA	.001	.236	.344	.000		.000
	BP	.032	.148	.494	.431	.000	
N	VD	262	262	262	262	262	262
	PK	262	262	262	262	262	262
	UD	262	262	262	262	262	262
	UK	262	262	262	262	262	262
	KP	262	262	262	262	262	262
	KI	262	262	262	262	262	262
	KM	262	262	262	262	262	262
	KU	262	262	262	262	262	262
	PR	262	262	262	262	262	262
	LV	262	262	262	262	262	262
	LK	262	262	262	262	262	262
	UP	262	262	262	262	262	262
	TA	262	262	262	262	262	262
	BP	262	262	262	262	262	262

Variables Entered/Removed^a

Mode	Variables Entered	Variables Removed	Method
1	BP, LK, PK, KP, KM, PR, KU, UD, TA, LV, UK, UP, KI ^a		Enter

a. All requested variables entered.

b. Dependent Variable: VD

Model Summary^b

Model	R	R Square	Adjusted R Square	Std. Error of the Estimate	Durbin-Watson
1	.590 ^a	.348	.314	.09106	1.992

a. Predictors: (Constant), BP, LK, PK, KP, KM, PR, KU, UD, TA, LV, UK, UP, KI

b. Dependent Variable: VD

ANOVA^b

Model		Sum of Squares	df	Mean Square	F	Sig.
1	Regression	1.099	13	.085	10.195	.000 ^a
	Residual	2.056	248	.008		
	Total	3.155	261			

a. Predictors: (Constant), BP, LK, PK, KP, KM, PR, KU, UD, TA, LV, UK, UP, KI

b. Dependent Variable: VD

Coefficients^a

Model		Unstandardized Coefficients		Standardized Coefficients	t	Sig.	Collinearity Statistics	
		B	Std. Error	Beta			Tolerance	VIF
1	(Constant)	-.355	.142		-2.501	.013		
	PK	.014	.051	.015	.272	.786	.874	1.144
	UD	.005	.004	.087	1.266	.207	.550	1.817
	UK	.003	.004	.056	.840	.401	.587	1.705
	KP	.031	.116	.047	.270	.787	.087	11.540
	KI	-.112	.111	-.255	-1.010	.313	.041	24.183
	KM	-.224	.154	-.143	-1.458	.146	.273	3.661
	KU	-.137	.116	-.213	-1.178	.240	.081	12.403
	PR	.000	.001	-.012	-.211	.833	.848	1.179
	LV	.001	.003	.030	.474	.636	.648	1.543
	LK	.001	.004	.013	.234	.815	.870	1.149
	UP	.051	.011	.392	4.489	.000	.344	2.905
	TA	-3.115E-5	.014	.000	-.002	.998	.625	1.599
	BP	.012	.015	.044	.811	.418	.879	1.137

a. Dependent Variable: VD

Collinearity Diagnostics^a

Model	Dimension	Eigenvalue	Condition Index	Variance Proportions					
				(Constant)	PK	UD	UK	KP	KI
1	1	8.226	1.000	.00	.00	.00	.00	.00	.00
	2	1.067	2.776	.00	.00	.00	.00	.02	.00

a. Dependent Variable: VD

Collinearity Diagnostics^a

Mode	Dimension	Variance Proportions							
		KM	KU	PR	LV	LK	UP	TA	BP
1	1	.00	.00	.00	.00	.00	.00	.00	.00
	2	.09	.00	.08	.02	.00	.00	.02	.09

a. Dependent Variable: VD

Collinearity Diagnostics^a

Mode	Dimension	Eigenvalue	Condition Index	Variance Proportions					
				(Constant)	PK	UD	UK	KP	KI
1	3	1.001	2.867	.00	.00	.00	.00	.05	.00
	4	.951	2.941	.00	.00	.00	.00	.00	.00
	5	.733	3.350	.00	.00	.00	.00	.00	.00
	6	.654	3.548	.00	.00	.00	.00	.01	.00
	7	.479	4.146	.00	.00	.00	.00	.00	.00
	8	.394	4.568	.00	.00	.00	.00	.00	.00
	9	.246	5.780	.00	.00	.00	.01	.01	.00
	10	.118	8.352	.00	.08	.28	.24	.01	.00
	11	.081	10.050	.00	.03	.54	.51	.00	.00
	12	.046	13.343	.00	.87	.00	.16	.02	.01
	13	.002	60.019	.11	.00	.02	.03	.85	.91
	14	.001	92.695	.88	.01	.14	.04	.04	.07

a. Dependent Variable: VD

Collinearity Diagnostics^a

Mode	Dimension	Variance Proportions							
		KM	KU	PR	LV	LK	UP	TA	BP
1	3	.01	.00	.01	.01	.00	.00	.00	.15
	4	.05	.00	.19	.15	.07	.00	.00	.01
	5	.10	.00	.04	.02	.18	.00	.03	.16
	6	.02	.00	.39	.02	.15	.00	.00	.32
	7	.00	.00	.09	.01	.02	.00	.55	.14
	8	.00	.02	.13	.24	.38	.00	.00	.02
	9	.00	.03	.03	.34	.12	.00	.02	.10
	10	.00	.00	.01	.00	.02	.00	.25	.00
	11	.00	.00	.00	.05	.00	.00	.00	.00
	12	.01	.01	.02	.03	.00	.00	.01	.00
	13	.65	.90	.00	.05	.00	.23	.01	.00
	14	.07	.03	.02	.05	.03	.76	.10	.00

a. Dependent Variable: VD

Residuals Statistics^a

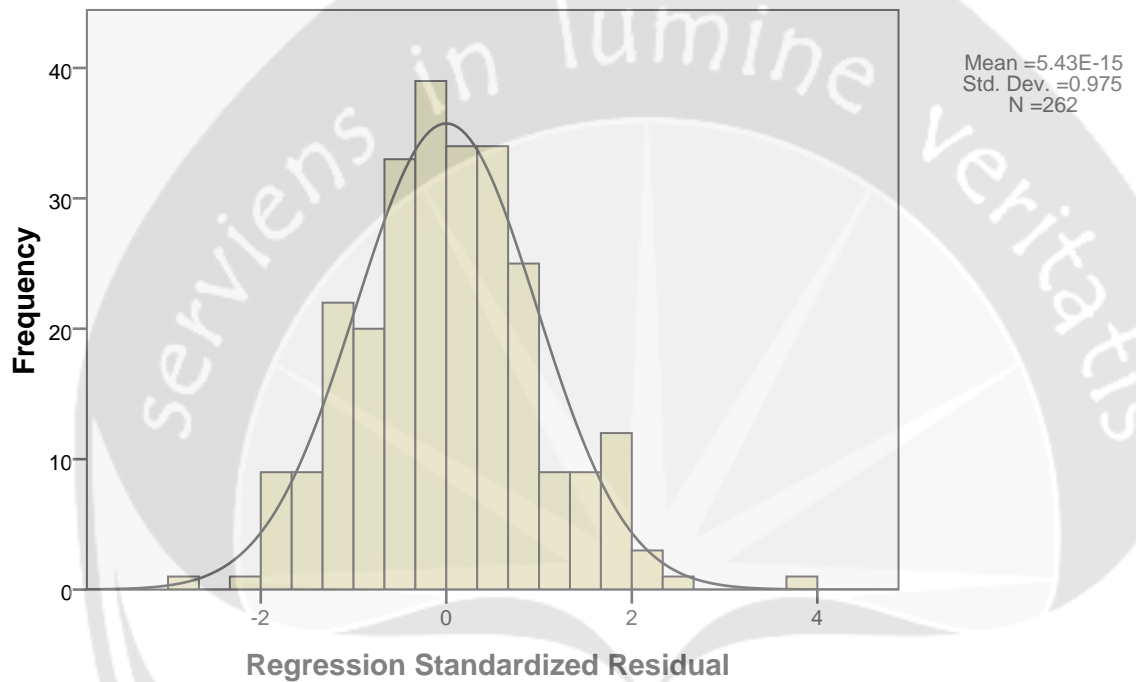
	Minimum	Maximum	Mean	Std. Deviation	N
Predicted Value	.0715	.4344	.2012	.06489	262
Std. Predicted Value	-2.000	3.593	.000	1.000	262
Standard Error of Predicted Value	.011	.069	.020	.007	262
Adjusted Predicted Value	.0172	.4422	.2018	.06607	262
Residual	-.24303	.33488	.00000	.08876	262
Std. Residual	-2.669	3.678	.000	.975	262
Stud. Residual	-2.747	3.723	-.003	1.007	262
Deleted Residual	-.30700	.34316	-.00059	.09529	262
Stud. Deleted Residual	-2.784	3.824	-.002	1.011	262
Mahal. Distance	2.904	147.009	12.950	12.901	262
Cook's Distance	.000	.460	.006	.029	262
Centered Leverage Value	.011	.563	.050	.049	262

a. Dependent Variable: VD

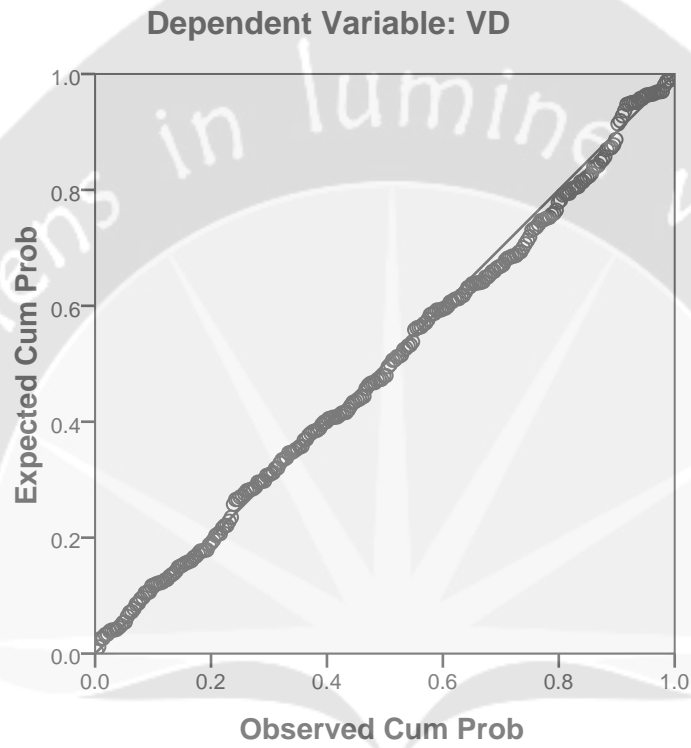
Charts

Histogram

Dependent Variable: VD

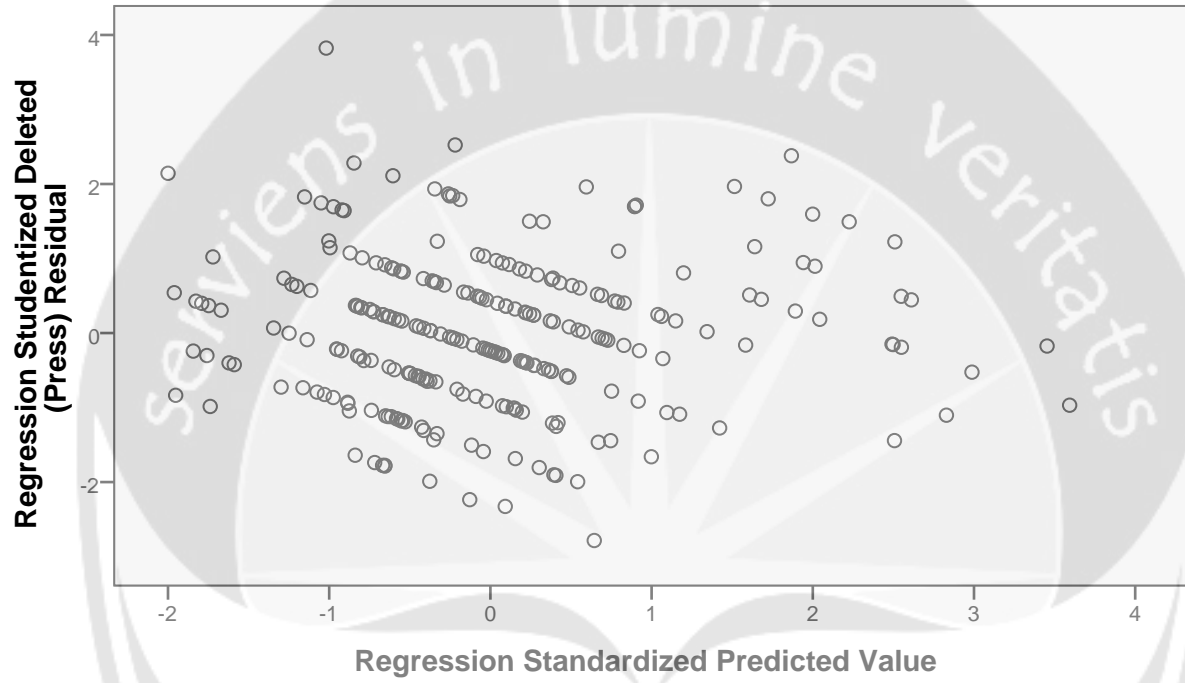


Normal P-P Plot of Regression Standardized Residual



Scatterplot

Dependent Variable: VD



```
SAVE OUTFILE='D:\disclosure\Skripsi\Data\Data\SEPESESS\sepeses.sav'  
/COMPRESSED.
```



LAMPIRAN IV
HASIL UJI GLEJSER

```

COMPUTE absRES_1=ABS(RES_1).
EXECUTE.
REGRESSION
  /MISSING LISTWISE
  /STATISTICS COEFF OUTS R ANOVA COLLIN TOL
  /CRITERIA=PIN(.05) POUT(.10)
  /NOORIGIN
  /DEPENDENT absRES_1
  /METHOD=ENTER PK UD UK KP KI KM KU PR LV LK UP TA BP
  /SCATTERPLOT=( *SDRESID , *ZPRED) .

```

Regression

		Notes
Output Created		14-Oct-2012 16:45:33
Comments		
Input	Data	D: \disclosure\Skripsi\Data\Data\SEPE SESS\sepeses.sav
	Active Dataset	DataSet0
	Filter	<none>
	Weight	<none>
	Split File	<none>
	N of Rows in Working Data File	262
Missing Value Handling	Definition of Missing	User-defined missing values are treated as missing.
	Cases Used	Statistics are based on cases with no missing values for any variable used.
Syntax		REGRESSION /MISSING LISTWISE /STATISTICS COEFF OUTS R ANOVA COLLIN TOL /CRITERIA=PIN(.05) POUT(.10) /NOORIGIN /DEPENDENT absRES_1 /METHOD=ENTER PK UD UK KP KI KM KU PR LV LK UP TA BP /SCATTERPLOT=(*SDRESID , *ZPRED).
Resources	Processor Time	00:00:00.218
	Elapsed Time	00:00:00.215

Notes

Resources	Memory Required	6948 bytes
	Additional Memory Required for Residual Plots	144 bytes

[DataSet0] D:\disclosure\Skripsi\Data\Data\SEPESESS\sepeses.sav

Variables Entered/Removed^b

Mode	Variables Entered	Variables Removed	Method
1	BP, LK, PK, KP, KM, PR, KU, UD, TA, LV, UK, UP, KI ^a		Enter

a. All requested variables entered.

b. Dependent Variable: absRES_1

Model Summary^b

Mode	R	R Square	Adjusted R Square	Std. Error of the Estimate
1	.123 ^a	.015	-.037	.05546

a. Predictors: (Constant), BP, LK, PK, KP, KM, PR, KU, UD, TA, LV, UK, UP, KI

b. Dependent Variable: absRES_1

ANOVA^b

Model		Sum of Squares	df	Mean Square	F	Sig.
1	Regression	.012	13	.001	.292	.993 ^a
	Residual	.763	248	.003		
	Total	.775	261			

a. Predictors: (Constant), BP, LK, PK, KP, KM, PR, KU, UD, TA, LV, UK, UP, KI

b. Dependent Variable: absRES_1

Coefficients^a

Model		Unstandardized Coefficients		Standardized Coefficients	t	Sig.	Collinearity Statistics	
		B	Std. Error	Beta			Tolerance	VIF
1	(Constant)	.083	.086		.956	.340		
	PK	-.012	.031	-.026	-.384	.701	.874	1.144
	UD	-.002	.002	-.062	-.735	.463	.550	1.817
	UK	.001	.002	.025	.307	.759	.587	1.705

a. Dependent Variable: absRES_1

Coefficients^a

Model		Unstandardized Coefficients		Standardized Coefficients	t	Sig.	Collinearity Statistics	
		B	Std. Error	Beta			Tolerance	VIF
1	KP	-.018	.071	-.056	-.260	.795	.087	11.540
	KI	-.022	.067	-.102	-.328	.744	.041	24.183
	KM	.008	.094	.011	.087	.930	.273	3.661
	KU	-.053	.071	-.167	-.752	.453	.081	12.403
	PR	9.391E-5	.000	.017	.249	.804	.848	1.179
	LV	.000	.002	.017	.217	.828	.648	1.543
	LK	.001	.003	.038	.560	.576	.870	1.149
	UP	.002	.007	.030	.280	.780	.344	2.905
	TA	.000	.009	-.003	-.040	.968	.625	1.599
	BP	-.002	.009	-.014	-.211	.833	.879	1.137

a. Dependent Variable: absRES_1

Collinearity Diagnostics^a

Model	Dimension	Eigenvalue	Condition Index	Variance Proportions					
				(Constant)	PK	UD	UK	KP	KI
1	1	8.226	1.000	.00	.00	.00	.00	.00	.00
	2	1.067	2.776	.00	.00	.00	.00	.02	.00
	3	1.001	2.867	.00	.00	.00	.00	.05	.00
	4	.951	2.941	.00	.00	.00	.00	.00	.00
	5	.733	3.350	.00	.00	.00	.00	.00	.00
	6	.654	3.548	.00	.00	.00	.00	.01	.00
	7	.479	4.146	.00	.00	.00	.00	.00	.00
	8	.394	4.568	.00	.00	.00	.00	.00	.00
	9	.246	5.780	.00	.00	.00	.01	.01	.00
	10	.118	8.352	.00	.08	.28	.24	.01	.00
	11	.081	10.050	.00	.03	.54	.51	.00	.00
	12	.046	13.343	.00	.87	.00	.16	.02	.01
	13	.002	60.019	.11	.00	.02	.03	.85	.91
	14	.001	92.695	.88	.01	.14	.04	.04	.07

a. Dependent Variable: absRES_1

Collinearity Diagnostics^a

Model	Dimension	Variance Proportions							
		KM	KU	PR	LV	LK	UP	TA	BP
1	1	.00	.00	.00	.00	.00	.00	.00	.00
	2	.09	.00	.08	.02	.00	.00	.02	.09
	3	.01	.00	.01	.01	.00	.00	.00	.15
	4	.05	.00	.19	.15	.07	.00	.00	.01
	5	.10	.00	.04	.02	.18	.00	.03	.16
	6	.02	.00	.39	.02	.15	.00	.00	.32
	7	.00	.00	.09	.01	.02	.00	.55	.14
	8	.00	.02	.13	.24	.38	.00	.00	.02
	9	.00	.03	.03	.34	.12	.00	.02	.10
	10	.00	.00	.01	.00	.02	.00	.25	.00
	11	.00	.00	.00	.05	.00	.00	.00	.00
	12	.01	.01	.02	.03	.00	.00	.01	.00
	13	.65	.90	.00	.05	.00	.23	.01	.00
	14	.07	.03	.02	.05	.03	.76	.10	.00

a. Dependent Variable: absRES_1

Residuals Statistics^a

	Minimum	Maximum	Mean	Std. Deviation	N
Predicted Value	.0505	.0917	.0699	.00669	262
Std. Predicted Value	-2.907	3.254	.000	1.000	262
Standard Error of Predicted Value	.007	.042	.012	.004	262
Adjusted Predicted Value	.0378	.1013	.0698	.00782	262
Residual	-.07602	.26140	.00000	.05406	262
Std. Residual	-1.371	4.713	.000	.975	262
Stud. Residual	-1.479	4.771	.001	1.001	262
Deleted Residual	-.08851	.26786	.00015	.05720	262
Stud. Deleted Residual	-1.483	4.996	.003	1.009	262
Mahal. Distance	2.904	147.009	12.950	12.901	262
Cook's Distance	.000	.119	.004	.010	262
Centered Leverage Value	.011	.563	.050	.049	262

a. Dependent Variable: absRES_1

Charts

Scatterplot

Dependent Variable: absRES_1

