BAB V

KESIMPULAN DAN SARAN

5.1 Kesimpulan

Perhitungan banjir yang dilakukan dengan periode ulang 5, 10, 25 dan 50 tahun pada DAS Code dari bagian hulu sampai hilir di Gondolayu Lor RT 57 Kecamatan Jetis, didapatkan beberapa kesimpulan yaitu :

1. Tidak terjadi luapan air sungai ke bantaran apabila tampang sungai normal atau tidak ada endapan pasir dari erupsi Gunung Merapi seperti tahun 2010.
2. Terjadi luapan air sungai pada hujan periode ulang 25 tahun dan 50 tahun, apabila tampang sungai terdapat endapan pasir di Sungai Code kawasan Gondolayu Lor akibat erupsi Gunung Merapi seperti tahun 2010. Tinggi genangan yang diperhitungkan saat hujan periode ulang 50 tahun.
3. Volume air sungai yang meluap ke bantaran Sungai Code wilayah Gondolayu Lor RT 56 dan 57 RW XI Jetis Yogyakarta saat tampang sungai terdapat endapan akibat erupsi Gunung Merapi seperti tahun 2010 adalah 234,4362 m^3.
4. Tinggi genangan banjir periode ulang 50 tahun saat keadaan tampang sungai terdapat endapan pasir seperti erupsi Gunung Merapi 2010 adalah 0,267388 m.

5. Tinggi peil bangunan rumah agar air luapan banjir periode ulang 50 tahun tidak masuk ke dalam rumah dengan kondisi tampang sungai terdapat endapan pasir seperti saat erupsi Gunung Merapi 2010 adalah 0,5 m dari permukaan tanah.
6. Untuk cek saat banjir 2010 dengan tinggi tanggul 0,5 m, bantaran tergenangi setinggi 0,62769 m pada elevasi 120 mdpl dan 0,12769 m pada elevasi 120,5 mdpl, terdapat selisih tinggi dengan pernyataan narasumber karena perhitungan tidak menyertakan limbah yang masuk sungai.

5.2 Saran

Saran yang dapat dilakukan dalam perhitungan banjir rencana ini adalah

1. Menggunakan data curah hujan yang periode waktu lebih panjang untuk tingkat ketelitian yang lebih akurat.
2. Perhitungan debit banjir sebaiknya dilakukan dengan beberapa metode sehingga dapat digunakan sebagai pembanding.
3. Untuk penelitian selanjutnya sebaiknya memperhitungkan adanya debit limbah lingkungan sekitar yang masuk ke dalam aliran Sungai Code.
4. Dibangun rumah susun untuk penduduk yang menempati bantaran Sungai Code agar tidak terkena banjir.
5. Menambah jumlah bangunan sabo untuk mengurangi sedimen yang terbawa aliran saat erupsi Gunung Merapi.

DAFTAR PUSTAKA

Asdak, Chay. 1995. *Hidrologi dan Pengelolaan Daerah Aliran Sungai*. Gadjah Mada University Press. Yogyakarta

Badan Standarisasi Nasional. *Tata Cara Perhitungan Tinggi Muka Air Sungai Dengan Cara Pias Berdasarkan Rumus Manning SNI 2830-2008*. Bandung. 2006

Departemen Permukiman dan Prasarana Wilayah Badan Penelitian dan Pengembangan. 2002. *Metode, Spesifikasi dan Tata Cara Bagian 8*. Jakarta. Balitbang Kimpraswil

Departemen Pemukiman dan Prasarana Wilayah Badan Penelitian dan Pengembangan. 2010. *Kriteria Perencanaan Bagian Jaringan Irigasi KP-01 (Standar Perencanaan Irigasi).* Balitbang Kimpraswil

Harto, Sri. 2000. *Hidrologi : Teori, Masalah, Penyelesaian*. Nafiri. Yogyakarta

Kodoatie, Robert J., and Sjarief, Roestam. 2010. *Tata Ruang Air*. Penerbit Andi. Yogyakarta

Peraturan Menteri Pekerjaan Umum. 2006. *Pedoman Persyaratan Teknis Bangunan Gedung*. Kementerian Pekerjaan Umum. Jakarta

Rahmawati, L.A. 2010.*Bersahabat Dengan Banjir Ala Masyarakat Kampung Code*. Gadjah Mada University. Yogyakarta

Subarkah, Imam. 1980. *Hidrologi Untuk Perencanaan Bangunan Air*. Bandung. Idea Dharma

Soemarto, C.D., 1999. *Hidrologi Teknik*. Jakarta. Erlangga

Soewarno. 1995. *Hidrologi : Aplikasi Metode Statistik untuk Analisa Data Jilid I*. Bandung. Nova.

Suripin. 2003. *Drainase Perkotaan*. Yogyakarta. Beta Offset

Triadmodjo, Bambang. 2008. *Hidraulika II*. Yogyakarta. Beta Offset

Triadmodjo, Bambang. 2009. *Hidraulika Terapan*. Yogyakarta. Beta Offset

Triadmodjo, Bambang. 2013. *Hidrologi Terapan*. Yogyakarta. Beta Offset

Lampiran 1	60
Peta DAS Code	

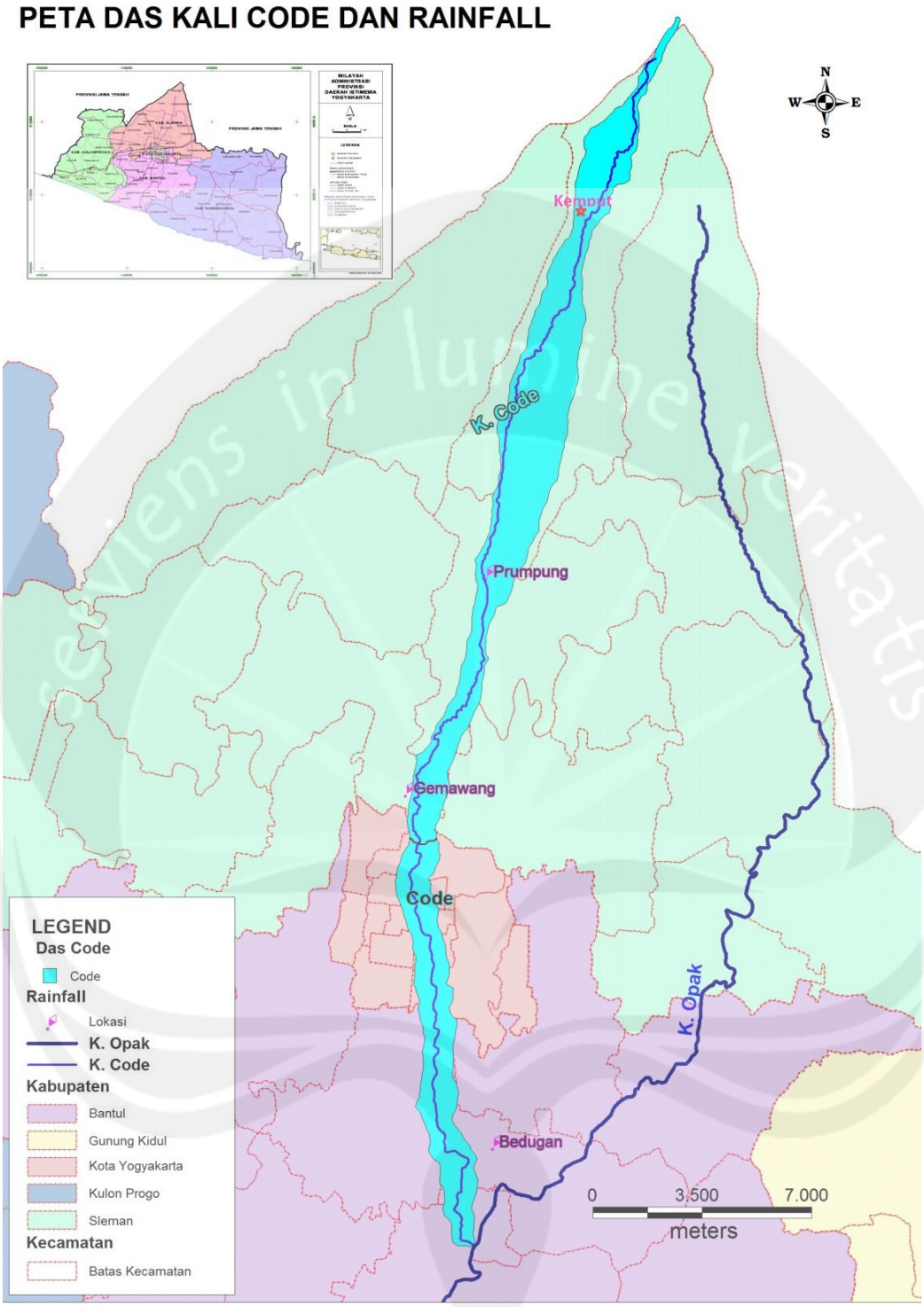

Tabel Koefisien Manning

Saluran	Keterangan	n Manning
Tanah	Lurus, baru, seragam,landai dan bersih	0,016 - 0,033
	Berkelok, landai dan berumput	0,023 - 0,040
	Tidak terawat dan kotor	0,050 - 0,140
	Tanah berbatu, kasar dan tidak teratur	0,035 - 0,045
Pasangan	Batu kosong	0,023 - 0,035
	Pasangan batu belah	0,017 - 0,030
Beton	Halus, sambungan baik dan rata	0,014 - 0,018
	Kurang halus dan sambungan kurang rata	0,018 - 0,030

Sumber : Imam Subarkah, 1980

Tahun 2003

Tgl	Jan	Feb	Mar	Apr	Mei	Jun	Jul	Ags	Sept	Okt	Nov	Des
1	0	64	0	33	54	0	0	0	0	0	54	6
2	0	0	26	0	0	0	0	0	0	5	9	0
3	0	0	77	0	0	0	0	0	0	15	0	30
4	0	30	35	3	92	0	0	0	0	5	15	20
5	0	15	20	0	0	0	0	0	0	5	0	0
6	0	83	23	0	0	0	0	0	0	5	0	10
7	0	0	42	0	0	0	0	0	0	0	0	0
8	0	65	10	10	4	0	0	0	0	0	2	39
9	0	10	10	5	25	0	0	0	0	0	0	58
10	0	45	13	0	0	0	0	0	0	3	0	0
11	0	5	25	8	0	0	0	0	0	0	0	0
12	0	19	0	0	0	0	0	0	0	0	0	0
13	4	3	0	3	0	0	0	0	0	0	0	0
14	0	3	3	4	0	0	0	0	0	0	0	2
15	0	10	5	0	0	0	0	0	0	12	35	0
16	0	40	7	0	0	0	0	0	0	2	0	0
17	0	25	60	0	0	0	0	0	0	5	0	0
18	0	21	0	0	0	0	0	0	0	0	30	14
19	0	13	0	0	0	0	0	0	4	0	15	63
20	10	3	4	0	0	0	0	0	0	0	13	18
21	8	8	17	0	0	0	0	0	0	0	11	11
22	16	2	60	9	0	0	0	0	0	0	8	37
23	0	2	7	2	37	0	0	0	0	0	6	8
24	0	64	25	0	0	0	0	0	0	0	6	5
25	3	15	2	0	0	0	0	0	0	5	15	40
26	70	10	0	2	0	0	0	0	2	0	0	0
27	0	69	0	0	0	0	0	0	0	0	27	0
28	0	11	0	0	0	0	0	0	0	0	0	0
29	27	0	22	0	0	0	0	0	0	0	0	25
30	38	0	0	0	0	0	0	0	0	0	0	5
31	83	0	0	0	0	0	0	0	0	0	0	5

Tahun 2004

Tgl	Jan	Feb	Mar	Apr	Mei	Jun	Jul	Ags	Sept	Okt	Nov	Des
1	0	37	0	23	0	0	0	0	0	0	0	15.5
2	0	0	0	5	0	0	0	0	0	0	10	5.5
3	0	40	10	0	0	0	0	0	0	0	0	44.8
4	0	0	23	0	0	0	0	0	0	0	4	0
5	0	37	4	0	0	0	0	0	0	0	2.5	0.6
6	8	13	0	0	0	0	0	0	0	0	1	27
7	0	0	50	0	0	0	0	0	0	0	3.5	43
8	0	3	28	0	0	0	0	0	0	0	0	8
9	20	0	3	0	0	0	0	0	0	0	10	12
10	0	0	2	0	0	0	0	0	0	0	0	55
11	0	4	3	0	0	0	3	0	0	0	9	4
12	0	2	80	0	0	0	0	0	0	0	7.5	3
13	0	0	7	0	0	0	13	5	0	0	0	20
14	12	0	16	0	0	0	0	5	0	0	0	20
15	35	38	4	0	0	0	0	6	0	0	3	21
16	70	13	24	0	0	0	5	0	0	0	0	20
17	124	0	58	0	8	0	0	0	0	0	0	16
18	0	20	3	0	43	0	0	0	0	0	21	10
19	0	20	0	0	0	0	0	0	0	0	0	0
20	2	60	7	0	0	0	0	2.5	0	0	0	21
21	2	0	15	0	0	0	0	0	0	0	7	72
22	2	0	25	0	0	0	0	0	0	0	0	90
23	0	0	12	0	0	0	0	0	0	0	30	17
24	80	0	0	0	0	0	0	0	0	0	50	9
25	25	5	0	0	0	0	0	0	0	0	35	32
26	62	7	3	0	0	0	0	0	0	0	4	0
27	4	52	0	0	0	0	0	0	0	0	12	50
28	33	0	0	0	0	0	0	0	0	0	0	20
29	80	4	0	0	0	0	0	0	0	0	0	68
30	0	0	0	0	0	10	0	0	0	0	0	0
31	50	0	0	0	0	0	0	0	0	0	0	0

Tahun 2005

Tgl	Jan	Feb	Mar	Apr	Mei	Jun	Jul	Ags	Sept	Okt	Nov	Des
1	0	0	2	8	0	0	0	0	0	0	28.8	2.1
2	0	0	0	29	0	0	0	0	0	0	0	0.52
3	0	0	0	15	0	0	0	0	0	0	0	9.95
4	58	20	0	18	0	0	2.62	0	0	0	2.62	2.1
5	50	0	15	10	0	0	38.6	0	0	0	0	29.4
6	3	0	1	13	0	0	51	0	0	0.52	0	0
7	32	0	0	33	0	0	41.9	0	0	0	0.52	0
8	0	0	0	22	0	0	22.7	0	0	0	0	1.53
9	0	7	0	0	0	0	0	0	1.57	0	0	1.33
10	0	7	0	0	0	0	6.28	0	0	0	0	39.3
11	0	12	0	0	0	0.52	19.4	0.52	0	5.05	0	176
12	0	34	15	44	0	0	2.09	0	0	139	0	2.62
13	20	0	0	24	0	0	0	0	0	0	0	33.4
14	0	54	5	6	0	0	4.05	0	0	16.7	0	34.5
15	0	9	0	0	0	2.09	3.67	0	0	0	0	46.8
16	0	26	0	27	0	0	0	0	0	0	0	3.14
17	22	54	0	0	0	0	3.19	8.10	5.23	0.52	9.3	179
18	56	17	19	18	0	0	0	0	0	72.9	0.52	12
19	14	0	0	0	0	0	0	0	0.52	0.52	2.43	1.62
20	8	4	0	0	0	18.3	0	0	0	0	0.52	60.5
21	30	35	0	0	0	18.1	0.52	0	0	0	2.14	39.0
22	45	7	0	0	0	10.5	0	0	0	0	0	24.1
23	14	162	15	0	0	2.11	0	0	0	51.4	0	8.34
24	0	8	50	0	0	0	0	0	0	0	48.5	0
25	20	1	0	0	0	0	0	0	0	39.1	0	0
26	28	10	26	0	0	0	0	0	0	15.7	5.52	40.4
27	0	20	3	0	0	0	0	0	0	0	16.7	1.83
28	10	0	4	20	0	0.52	0.52	0	5.62	0	0	10.7
29	62	0	11	0	0	0	13.8	0	3.67	0	34.6	17.5
30	2	0	2	0	0	6.28	0.52	4.05	12.9	0	2.09	8.38
31	0	0	102	0	0	0	7.29	0	0	0	0	21.5

Tahun 2006

Tgl	Jan	Feb	Mar	Apr	Mei	Jun	Jul	Ags	Sept	Okt	Nov	Des
1	0	8	8	15	19	0	0	0	0	0	0	0
2	0	2	69	0	15	0	0	0	0	0	0	0
3	15	4	0	0	0	0	0	0	0	0	0	0
4	6	38	0	36	46	0	0	0	0	0	0	33
5	42	62	1	21	3	0	4	0	0	0	0	0
6	0	13	0	2	39	0	0	0	0	0	0	0
7	0	0	0	18	35	8	0	0	0	0	0	0
8	2	15	0	0	20	0	0	0	0	0	31	29
9	44	16.5	0	0	13	0	0	0	0	0	0	0
10	0	30	0	148	0	0	7	0	0	0	3	9
11	50	21	0	6	6	0	0	0	0	0	0	0
12	0	20	0	22	0	0	0	0	0	0	2	5
13	0	10	2	60	0	0	0	0	0	0	0	10
14	0	26	5	8	4	0	3	0	0	0	0	20
15	0	3	0	0	0	0	0	0	0	0	0	5
16	0	39	6	25	0	0	0	0	0	0	7	15
17	0	0	13	3	0	0	0	0	0	0	0	0
18	0	13	18	2	0	5.5	0	0	0	0	4	0
19	0	0	11	53	7	0	0	0	0	0	0	19
20	0	0	33	5	7.5	0	0	0	0	0	0	75
21	0	15	0	18	0	0	4	0	0	0	0	12
22	0	13	20	53	24	0	0	0	0	0	0	110
23	3	0	19	0	19	0	0	0	0	0	15	1
24	47	2.4	0	0	13	0	8	0	0	0	1.5	53
25	2	34	20	0	0	0	0	0	0	0	0	3
26	69	15	7	0	6	10	0	0	0	0	0	32
27	35	0	2	0	0	0	0	0	0	0	0	35
28	7	0	24	0	0	0	0	0	0	0	0	60
29	38	0	5	6	0	0	0	0	0	0	0	56
30	55	0	0	7	0	0	0	0	0	0	0	12
31	28	0	20	0	0	0	0	0	0	0	0	0

Tahun 2007

Tgl	Jan	Feb	Mar	Apr	Mei	Jun	Jul	Ags	Sept	Okt	Nov	Des
1	1	15	0	7	0	0	0	0	0	0	0	0
2	1	17	0	32	0	0	0	0	0	0	0	15
3	0	68	0	30	0	0	0	0	0	0	0	4
4	0	53	0	13	0	2	0	0	0	0	0	91
5	3	6	0	0	13	0	0	0	0	0	45	0
6	0	0	60	0	0	0	0	0	0	0	24	19
7	0	0	0	1	0	6	0	0	0	0	20	1
8	0	0	0	5	0	0	0	0	0	0	5	0
9	0	3	0	5	0	0	0	0	0	31	13	28
10	0	0	0	80	0	0	0	0	0	1	15	0
11	0	2	0	13	0	0	0	0	0	0	19	10
12	0	7	40	25	0	0	0	0	0	2	0	33
13	0	0	0	87	0	0	0	0	0	0	17	19
14	0	1	11	55	5	0	0	0	0	0	54	0
15	0	40	26	4	25	0	0	0	0	1	2	0
16	0	15	41	13	0	0	0	0	0	0	4	0
17	0	25	7	15	0	0	0	0	0	0	0	0
18	0	0	4	39	12	0	0	0	2	0	0	21
19	3	42	5	7	0	3	0	0	0	0	0	58
20	9	80	38	94	0	4	0	0	0	0	0	2
21	8	4	28	6	34	0	0	0	0	1	0	19
22	2	36	2	3	8	0	0	0	0	0	0	2
23	68	8	13	0	0	0	0	0	0	1	0	0
24	2	10	3	0	0	0	0	0	0	1	0	0
25	0	18	24	41	0	0	0	0	0	0	0	20
26	0	0	0	7	0	0	0	0	0	0	0	28
27	3	0	3	1.5	0	34	0	0	0	0	2	4
28	0	0	8	0	0	16	0	0	0	0	26	30
29	5	0	28	0	10	0	0	0	0	0	42	0
30	2	0	0	0	13	0	0	0	0	6	2	0
31	19	0	21	0	0	0	0	0	0	0	0	0

Tahun 2008

Tgl	Jan	Feb	Mar	Apr	Mei	Jun	Jul	Ags	Sept	Okt	Nov	Des
1	4	20	29	0	88	0	0	0	0	0	0	1
2	3	17	0	2	3	0	0	0	0	0	0	0
3	71	0	10	8	5	0	0	0	0	0	30	0
4	19	68	20	9	6	0	0	0	0	4	45	0
5	3	16	9	1	28	0	0	0	0	0	52	2
6	1	0	0	93	3	0	0	0	0	0	12	0
7	12	9	0	17	7	0	0	0	0	27	0	39
8	0	10	22	60	0	0	0	0	0	0	0	0
9	3	7	35	64	0	0	0	0	13	8	0	30
10	3	15	10	0	0	0	0	0	0	0	0	7
11	0	13	188	0	0	0	0	0	0	0	12	10
12	0	3	22	55	0	0	0	0	0	0	27	2
13	3	5	0	15	0	0	0	0	6	0	49	0
14	1	0	0	4	0	10	0	0	0	0	24	5
15	4	2	2	0	0	0	0	0	0	0	64	55
16	9	0	10	0	0	0	0	0	0	0	34	13
17	5	16	2	6	17	0	0	0	0	0	1	0
18	7	9	64	0	0	0	0	0	0	0	0	0
19	15	8	25	8	0	0	0	0	0	0	0	8
20	0	0	19	12	0	0	0	0	0	0	0	7
21	0	0	44	18	0	0	0	0	0	13	0	0
22	0	17	25	1	0	0	0	0	0	11	0	6
23	0	0	0	0	67	0	0	0	0	0	0	5
24	0	7	0	0	0	0	0	0	0	0	21	0
25	33	33	0	0	0	0	0	0	0	0	70	14
26	3	18	0	10	0	0	0	0	0	20	17	0
27	1	52	0	3	0	13	0	0	0	5	10	0
28	1	0	0	0	0	0	0	0	0	1	0	0
29	9	12	13	0	0	0	0	0	0	71	0	58
30	43	0	0	0	0	0	0	2	0	6	0	19
31	26	0	0	0	0	0	0	0	0	3	0	17

Tahun 2009

Tgl	Jan	Feb	Mar	Apr	Mei	Jun	Jul	Ags	Sept	Okt	Nov	Des
1	0	0	0	0	0	0	0	0	0	4	0	8
2	45	13	0	7	0	0	0	0	3	6	0	0
3	35	17	73	34	0	3	0	0	1	0	0	0
4	0	18	0	0	0	12	0	0	0	0	0	0
5	0	12	7	55	0	10	0	0	0	0	0	0
6	0	0	3	42	0	0	0	0	0	0	0	0
7	52.5	0	44	0	0	2	0	0	0	0	0	0
8	15	0	0	0	0	0	0	0	0	0	0	19
9	6	0	0	0	0	36	0	0	4	10	11	0
10	8	5	0	0	0	0	0	0	3	0	0	0
11	8	3	0	0	0	0	0	0	0	0	0	0
12	12	5	0	0	0	8	0	0	0	0	0	0
13	0	0	0	0	0	0	0	0	0	0	11	0
14	0	0	0	4	0	0	0	0	0	0	0	0
15	0	0	0	0	0	0	0	0	0	0	33	0
16	0	0	0	0	0	0	0	0	0	0	16	0
17	0	0	0	0	0	0	0	0	0	0	83	0
18	0	0	0	0	29	0	0	0	0	0	25	0
19	3	0	0	5	0	0	0	0	0	0	12	0
20	2	0	0	65	6	0	0	0	0	0	43	0
21	67	0	4	0	0	0	0	0	0	0	0	0
22	3	0	2	14	10	0	0	0	0	0	9	0
23	0	13	25	2	42	0	0	0	0	23	4	0
24	21	37	0	38	13	0	2	0	0	6	0	0
25	20	49	0	10	0	0	0	0	0	33	0	5
26	74	20	23	0	12	0	0	0	0	18	0	31
27	47	4	0	0	0	0	0	0	0	3	0	0
28	83	3	10	30	0	0	0	0	0	0	8	0
29	30	0	65	5	0	0	0	0	0	0	40	16
30	42	0	19	2	0	0	0	0	0	5	8	54
31	24	0	0	0	0	0	0	1	0	0	0	24

Tahun 2010

Tgl	Jan	Feb	Mar	Apr	Mei	Jun	Jul	Ags	Sept	Okt	Nov	Des
1	0	9	0	0	0	0	1	0	14	1	0	0
2	0	0	0	0	0	0	0	0	0	1	3.5	0
3	0	0	47	0	6	0	6	12.5	0	6	85	0
4	0	1	0	3	0	29.5	0	7.5	0	0	14.5	0
5	1	8.6	8	6	8.5	5	2	0	12	0	10	0
6	4	54	0.5	0	1	4	0	0	20	3.5	0.5	0
7	2	25	6.5	10	3.5	1	15	0	6	2.5	0.5	0
8	25	4	27.5	0	38	49	48.5	0	22.5	7.5	0	0
9	8	36.5	102	3	3.5	46	2.5	0	12	40.5	0	0
10	11	8	25	7	24	0	1	0	0	10.5	0	0
11	22	1.5	10	18	4	0	0	0	9	6.5	0	0
12	22	66	16.5	2	63	8	1.5	0	23.5	5	0	0
13	7	3	0	1	48	49	0	0	9.5	2.5	0	0
14	73	8.5	0.5	58.5	73	3.5	0	11	20	1.5	0	0
15	19	0	1	4	87	28	0	0	22.5	2	0	0
16	7	27.5	1.5	6	0	1.5	0	15	7.5	3.5	0	0
17	16	2.5	29.5	0	13	10	0	3	22.5	24.5	0	0
18	3	57	47.5	5.5	11	0	0	17	0	36	0	0
19	41	21	7	13	14	0	0	0	0	25.5	0	0
20	24	0	5.5	0	6.5	0	0	0	0	18	0	0
21	3	4	38.5	40.5	0	2	0	0	0	11	0	0
22	47	37.5	2	1.5	16	0	0	1	8.5	8	0	0
23	48	17.5	5	0	56	0	0	17	6.5	4.5	0	0
24	46	0.5	0	22	20	1	0	7	23.5	9	0	0
25	29	11	11	12	41	1	0	15	0	0	0	0
26	24	4.5	0	0	48	0	4	16.5	0	3	0	0
27	25	5	0	15	8	0.5	29.5	4	0	34	0	0
28	27	27.5	0	9	0	23	0	0	0	1	0	0
29	7	0	2.5	13	1.5	0.5	0	0	4	0	0	0
30	26	0	4.5	0.5	11	0	0	0	12	0	0	0
31	89	0	6	0	0	0	0	0	0	0	0	0

Tahun 2011

Tgl	Jan	Feb	Mar	Apr	Mei	Jun	Jul	Ags	Sept	Okt	Nov	Des
1	0	0	0	6.6	1.3	0	0	0	0	0	56	0
2	0	0	0	0	1.1	0	0	0	0	0	21.9	0.52
3	0.79	0	0	0	3.9	0	0	0	0	0	0	8.38
4	2.88	0	0	0	0	0	0	0	0	0	99.3	6.55
5	1.83	0	0	1.3	3.7	0	0	0	0	0	0	8.65
6	0.52	0	0	1.6	1.6	0	0	0	0	0	14.4	13
7	3.93	0	2.09	0	7.3	0	0	0	0	0	26.1	1.83
8	0.52	4.71	0	6.6	0.8	0	0	0	0	0	10.4	3.14
9	0.52	6.28	0	0.5	2.6	0	0	0	0	0	24.6	36.7
10	0	2.62	27.2	2.1	0.8	0	0	0	0	0	0	0
11	1.57	3.14	0	2.1	0	0	0	0	0	0	11	4.71
12	1.57	19.9	0	6.3	0.3	0	0	0	0	0	0.32	15.58
13	0.52	0	0	0.8	2.1	0	0	0	0	0	6.76	16.5
14	0	0	1.57	1.1	13	0	0	0	0	0	36.82	1.78
15	0	0.52	2.62	0	4.7	0	0	0	0	0	4.96	2.97
16	2.62	0	0	1.1	0	0	0	0	0	0	0.16	54.6
17	0	12.6	0	0	0.5	0	0	0	0	0	8.70	17.3
18	0	0	0	9.7	0.5	0	0	0	0	0	14.1	8.21
19	0	7.85	0	1.6	0	0	0	0	0	22	22.5	9.09
20	0	6.28	0	0	0	0	0	0	0	13	0	53.6
21	0	1.83	0	0	0	0	0	0	0	0.65	25.1	4.97
22	0	9.95	0	0	0	0	0	0	0	0	14	12.3
23	0	0	0	1.3	0.5	0	0	0	0	0	24.7	4.18
24	8.38	0	0	1.3	0	0	0	0	0	0.52	10.5	2.88
25	2.09	0.52	4.19	0	0.5	0	0	0	0	1.57	3.89	21.7
26	1.31	0	1.57	14	0.5	0	0	0	0	12.2	6.55	12.8
27	1.57	2.62	0	2.1	0.8	0	0	0	0	0.49	2.62	12.8
28	6.28	0	0	2.1	0	0	0	0	0	0.52	13.3	30.3
29	0.52	0	2.09	0.5	1.1	0	0	0	0	0.32	6.28	48.1
30	0.52	0	10.5	1.1	1.1	0	0	0	0	5.38	0.52	22.5
31	0	0	0	0	9.4	0	0	0	0	5.97	0	23.7

Tahun 2012

Tgl	Jan	Feb	Mar	Apr	Mei	Jun	Jul	Ags	Sept	Okt	Nov	Des
1	218	1.3	0.81	15.3	16	0	0	0.8	0	0	0	0.9
2	94.9	8	30.7	23.3	2.1	0	0	0	0	0	0	0
3	3.14	22	8.75	1.3	6.8	0	0.49	0	0	0.81	0	5.6
4	1.57	16	3.57	21.1	1.5	0	0	0	0	0	0	0
5	1.83	3.4	54.8	0	18	0	0	0.7	0	0	0.5	0
6	0.52	8.6	15.2	0	23	19	1.62	0	0	3.14	0.1	0
7	19.3	3.7	15.2	0.16	33	0	0	0	0	27.1	0.4	0
8	0.52	11	44	0	0	0	0	0	0	0	0	0
9	35.4	4.7	19.3	0	6	0	0.81	0	0	0	0	0
10	13.8	2.2	85.4	0	0	0	0	0	0	0	26.9	0
11	4.97	5	9.16	0	10	0	0	0	0	0	0	0
12	2.38	43	16	0	0	0	0	0	0	2.71	0	0
13	24.2	2.9	23.7	0	0	0	0	0	0	3.73	0	0
14	2.76	11	2.61	0	0	0	0	0	0	0	0	1.3
15	16	9.4	30.1	0	0.8	0	0	0	0	25.3	0	9.5
16	2.62	17	7.59	0	8.9	0	0	0	0	2.31	0	4
17	0	0.5	1.31	14.6	0	0	0	0	0	9.05	0	6.2
18	69.3	13	51.3	1.3	10	0	1.62	2.4	0	0	0	28.6
19	0	2.1	4.89	3.73	0	0	1.78	0	0	17.6	0	0.9
20	1.78	0	28.2	1.3	3.4	0	0	0	0	5.26	0	0
21	13.4	0	2.36	0	0	0	0	0	0	0	0	8.1
22	46.3	0	3.93	0	0	0	0	0	0	0.52	0	8.4
23	0	0	1.83	0	3.4	0	0	0	0	0.26	0	6.7
24	12.6	0	1.57	0	0	0	0	0	0	0	0	0.1
25	2.1	0	0.52	0	0	0	0	0	0	0	0	0.1
26	1.31	0	6.81	0	0	0	0	0	0	0	0	0.2
27	1.57	1.3	4.7	0	0	0	0	0	0	2.09	6.6	26.6
28	6.45	12	0	0	2.9	0	0	0	0	13.6	1.9	4.9
29	3.44	20	0	0	0	0.7	0	0	0	0	0.9	1.7
30	1.5	0	0	15.6	0	0	0	0	0	0	0	18.4
31	15.4	0	16.2	0	0	0	0	0	0	0	0	71.3

Tahun 2003

Tgl	Jan	Feb	Mar	Apr	Mei	Jun	Jul	Ags	Sept	Okt	Nov	Des
1	0	4	5	10	42	0	0	0	0	0	10	0
2	6	0	10	0	0	0	0	0	0	0	0	0
3	24	2	50	0	0	0	0	0	0	0	0	5
4	65	30	17	10	9	0	0	0	0	0	2	2
5	0	0	63	0	0	38	0	0	0	0	0	3
6	15	0	8	0	0	0	0	0	0	0	0	1
7	0	0	15	0	0	0	0	0	0	0	1	3
8	0	0	16	0	0	0	0	0	0	0	0	0
9	0	0	31	4	2	0	0	0	0	0	0	0
10	0	0	59	1	0	0	0	0	0	0	0	0
11	0	3	1	37	54	0	0	0	0	0	1	0
12	0	1	30	0	0	0	0	0	0	1	0	0
13	2	29	0	39	0	0	0	0	0	0	0	0
14	0	4	0	0	0	0	0	0	0	0	1	0
15	0	16	0	0	0	0	0	0	0	0	5	0
16	0	22	0	0	0	1	0	0	0	1	7	0
17	0	50	31	0	0	0	0	0	0	0	0	0
18	0	0	0	0	1	0	0	0	0	0	17	12
19	0	0	0	0	0	0	0	0	0	0	6	24
20	23	0	9	0	0	0	0	0	0	0	38	0
21	2	0	74	0	0	3	0	0	0	0	1	0
22	2	0	13	4	0	0	0	0	0	0	6	10
23	0	0	1	0	0	0	0	0	0	0	0	15
24	0	5	7	0	3	0	0	0	0	0	0	8
25	0	10	2	0	0	0	0	0	0	0	0	0
26	52	5	0	4	0	0	0	0	0	2	0	0
27	0	7	0	0	0	0	0	0	0	2	0	0
28	0	5	0	0	0	0	0	0	0	0	0	0
29	35	0	0	0	0	0	0	0	0	3	0	0
30	0	0	9	1	0	0	0	0	0	0	0	0
31	60	0	0	0	1	0	0	0	0	1	0	0

Tahun 2004

Tgl	Jan	Feb	Mar	Apr	Mei	Jun	Jul	Ags	Sept	Okt	Nov	Des
1	0	2	1	2	0	0	0	0	0	0	0	7.4
2	0	0	0	0	0	0	0	1.5	0	0	4.77	2.63
3	0	24	1	0	0	0	27	0	0	0	0	21.4
4	12	0	9	0	0	0	1	0	0	0	1.91	0
5	7	24	25	0	0	0	0	0	0	0	1.19	0.29
6	6	0	0	1	1	0	0	0	0	0	0.48	12.9
7	0	5	62	0	0	0	0	0	1	0	1.67	20.53
8	0	22	3	2	0	0	0	0	0	0	0	3.82
9	24	0	5	2	0	0	0	0	0	0	4.77	5.73
10	0	0	0	0	1	0	0	0	0	0	0	26.3
11	1	6	5	0	0	0	0	0	0	0	4.3	1.91
12	0	7	16	0	0	0	0	0	0	0	3.58	1.43
13	0	1	13	3	0	20	19	0	0	0	0	9.55
14	5	1	5	0	0	0	0	0	2	0	0	9.55
15	0	18	24	0	0	0	0	0	1	0	1.43	10
16	0	18	2	0	12	15	15	0	1	0	0	9.55
17	1	0	4	0	1	10	12	0	0	0	0	7.64
18	0	23	10	0	2	0	0	0	0	0	10	4.78
19	0	5	0	25	0	0	0	0	0	0	17	0
20	0	42	27	1	0	0	0	0	1	0	8.89	10
21	0	2	5	0	1	0	0	0	0	0	6.82	34.4
22	13	6	44	0	2	0	0	0	0	0	25.1	43
23	8	1	0	0	6	0	0	0	0	0	17.8	8.12
24	1	1	2	0	0	0	0	0	0	0	25	4.3
25	40	5	0	0	0	0	0	0	0	0	54.6	15.3
26	15	6	5	0	30	0	0	0	0	0	1.91	0
27	30	55	5	0	18	0	0.5	0	0	3	5.73	23.8
28	0	1	1	0	40	0	0	0	0	0	0	9.55
29	60	3	0	0	9	0	0	0	0	0	0	32.5
30	1	0	1	7	30	0	0	2	0	6	0	0
31	41	0	46	0	0	0	0	0	0	0	0	0

Tahun 2005

Tgl	Jan	Feb	Mar	Apr	Mei	Jun	Jul	Ags	Sept	Okt	Nov	Des
1	0	0	1	3	0	0	0	0	0	0	55	4
2	0	0	0	15	0	0	0	0	0	0	0	1
3	0	31	2	23	0	0	0	0	0	0	0	19
4	7	0	0	9	0	0	5	0	0	0	5	4
5	42	0	3	2	0	0	15	0	0	0	0	15
6	16	0	14	26	0	0	20	0	0	1	0	0
7	0	5	0	68	0	0	15	0	0	0	1	0
8	0	1	0	24	0	0	0	0	0	0	0	2
9	0	1	0	0	0	0	0	0	3	0	0	1
10	0	16.5	18	2	0	0	12	0	0	0	0	37
11	0	61	0	0	0	1	37	1	0	5	0	29
12	42	14	1	1	3	0	4	0	0	5	0	5
13	10	5	6	67	0	0	0	0	0	0	0	8
14	0	9	4	9	3	0	0	0	0	1	0	7
15	0	3	1	0	0	4	7	0	0	0	0	63
16	0	13	5	1	0	0	0	0	0	0	0	6
17	23	40	0	2	0	0	3	0	10	1	6	107
18	7	5	0	0	0	0	0	0	0	68	1	12
19	1	0	0	0	1	0	0	0	1	1	0	0
20	12	8	0	0	0	35	0	0	0	0	1	32
21	44	20	0	0	0	30	1	0	0	0	1	25
22	23	2	5	0	0	0	0	0	0	0	0	12
23	40	29	32	0	0	0	0	0	0	41	0	2
24	0	1	5	0	0	0	0	0	0	0	9	0
25	20	0	0	0	0	0	0	0	0	22	0	0
26	0	2	1	0	0	0	0	0	0	30	9	40
27	0	4	1	0	0	0	0	0	0	0	18	3.5
28	5	0	65	0	0	1	1	0	3	0	0	20.5
29	3	0	4	20	0	0	0	0	7	0	66	2.5
30	15	0	42	0	0	12	1	0	0	0	4	16
31	0	0	32	0	0	0	0	0	0	0	0	41

Tahun 2006

Tgl	Jan	Feb	Mar	Apr	Mei	Jun	Jul	Ags	Sept	Okt	Nov	Des
1	0	0	34	22	7	22	0	0	0	0	0	0
2	1	10	52	15	0	9	0	0	0	0	0	0
3	9	22	0	2	0	2	0	0	0	0	0	0
4	2	18	0	27	4	2	0	0	0	0	0	0
5	15	17	4	9	27	7	0	0	0	0	0	0
6	0	0	5	7	8	0	0	0	0	0	0	0
7	0	0	0	7	5	0	0	0	0	0	0	0
8	0	1	0	0	0	0	0	0	0	0	0	0
9	0	0	0	0	0	0	0	0	0	0	0	0
10	12	12	1	160	0	0	0	0	0	0	0	0
11	2	7	0	7	0	0	0	0	0	0	0	0
12	10	4	0	24	0	0	0	0	0	0	0	0
13	30	0	17	10	0	0	1	0	0	0	0	0
14	0	23	0	2	0	0	0	0	0	0	0	0
15	5	0	0	2	0	0	0	0	0	0	0	0
16	14	0	10	0	0	0	0	0	0	0	0	0
17	64	0	36	9	0	0	0	0	0	0	0	0
18	0	0	2	4.5	0	0	0	0	0	0	0	0
19	7	9	22	20	21	0	0	0	0	0	0	0
20	0	0	34	0	3	0	0	0	0	0	0	0
21	0	2	6	50	3	0	0	0	0	0	0	0
22	10	1	0	17	4	0	0	0	0	0	0	0
23	39	0	0	0	1	0	0	0	0	0	0	0
24	34	1	0	2	1	0	0	0	0	0	0	0
25	0	2	0	0	1	0	0	0	0	0	0	0
26	33	6	35	0	1	0	0	0	0	0	0	0
27	42	35	0	0	1	0	0	0	0	0	0	0
28	12	77	5	0	0	0	0	0	0	0	0	0
29	14	0	0	0	37	0	0	0	0	0	0	0
30	0	0	1	0	1	0	0	0	0	0	0	0
31	22	0	10	10	4	0	0	0	0	0	0	0

Tahun 2007

Tgl	Jan	Feb	Mar	Apr	Mei	Jun	Jul	Ags	Sept	Okt	Nov	Des
1	3	0	0	38	0	0	0	0	0	0	45	38
2	1	11	44	3	0	0	0	0	0	0	5	0
3	0	29	0	31	0	0	0	0	0	0	24	10
4	0	11	0	36	0	0	0	0	0	0	4	15
5	0	0	4	0	7	3	0	0	0	0	42	0
6	0	2	32	22	0	0	0	0	0	0	21	36
7	0	0	0	0	0	0	0	0	0	0	7	0
8	0	2	0	0	0	22	0	0	0	0	0	7
9	0	1	0	13	0	0	0	0	0	0	11	43
10	0	0	0	55	0	0	0	0	0	0	28	25
11	0	18	0	48	0	0	0	0	0	2	2.5	17
12	0	2	14	0	0	0	0	0	0	0	0	50
13	0	0	0	0	0	0	2	0	0	0	51	45
14	0	1	7	0	6	0	0	0	0	0	2	0
15	15	35.5	0	0	12	0	0	0	0	0	0	0
16	0	2	8	20	0	0	0	0	0	0	0	0
17	0	10	0	64	0	0	0	0	1	0	0	0
18	0	1	3	23	35	0	0	0	1	0	0	28
19	0	55	30	18	0	5	0	0	0	0	0	65
20	55	57	28	38	0	0	0	0	0	0	0	62
21	6	0	6	0	0	0	0	0	0	0	0	2
22	25	0	5	0	0	0	0	0	0	0	0	5
23	0	3	22	0	0	0	0	0	0	0	0	0
24	5	0	5	0	0	0	0	0	0	5	0	52
25	1	0	8	40	0	0	0	0	0	0	0	0
26	0	35	0	17	0	0	0	0	0	0	0	2
27	0	0	0	12	0	8	0	0	0	0	0	82
28	0	2	41	0	0	10	0	0	0	0	7	0
29	0	0	45	0	0	0	0	0	0	37	59	34
30	0	0	0	0	0	0	0	0	0	44	0	0
31	8	0	12	0	2	0	0	0	0	19	0	0

Tahun 2008

Tgl	Jan	Feb	Mar	Apr	Mei	Jun	Jul	Ags	Sept	Okt	Nov	Des
1	1.9	9.5	13.8	0	42	0	0	0	0	0	0	0.48
2	1.4	8.1	0	0.96	1.43	0	0	0	0	0	0	0
3	34	0	4.78	3.82	2.39	0	0	0	0	0	14.3	0
4	9.1	32	9.55	4.29	2.86	0	0	0	0	1.91	21.5	0
5	1.4	7.6	4.3	0.48	13.4	0	0	0	0	0	24.8	0.95
6	0.5	0	0	44.4	1.43	0	0	0	0	0	5.73	0
7	5.7	4.3	0	8.11	3.34	0	0	0	0	12.9	0	18.6
8	0	4.8	10.5	28.6	0	0	0	0	0	0	0	0
9	1.4	3.3	16.7	30.6	0	0	0	0	6.2	3.8	0	14.3
10	1.4	7.2	4.8	0	0	0	0	0	0	0	0	3.3
11	0	6.2	89.8	0	0	0	0	0	0	0	5.73	4.78
12	0	1.4	10.5	26.3	0	0	0	0	0	0	12.9	0.96
13	1.4	2.4	0	7.16	0	0	0	0	2.87	0	23.4	0
14	0.5	0	0	1.91	0	4.8	0	0	0	0	11.5	2.4
15	1.9	1	0.96	0	0	0	0	0	0	0	30.6	26.3
16	4.3	0	4.77	0	0	0	0	0	0	0	16.2	6.2
17	2.4	7.6	0.96	2.87	8.12	0	0	0	0	0	0.48	0
18	3.3	4.3	30.6	0	0	0	0	0	0	0	0	0
19	7.2	3.8	12	3.82	0	0	0	0	0	0	0	3.82
20	0	0	9.07	5.73	0	0	0	0	0	0	0	3.34
21	0	0	21	8.59	0	0	0	0	0	6.2	0	0
22	0	8.1	11.9	0.48	0	0	0	0	0	5.25	0	2.86
23	0	0	0	0	32	0	0	0	0	0	0	2.39
24	0	3.3	0	0	0	0	0	0	0	0	10	0
25	16	16	0	0	0	0	0	0	0	0	33.4	6.68
26	1.4	8.6	0	4.77	0	0	0	0	0	9.55	8.12	0
27	0.5	25	0	1.43	0	6.2	0	0	0	2.39	4.77	0
28	0.5	0	0	0	0	0	0	0	0	0.48	0	0
29	4.3	5.7	6.2	0	0	0	0	0	0	33.9	0	27.7
30	21	0	0	0	0	0	0	0.96	0	2.87	0	9.07
31	12	0	0	0	0	0	0	0	0	1.43	0	8.12

Tahun 2009

Tgl	Jan	Feb	Mar	Apr	Mei	Jun	Jul	Ags	Sept	Okt	Nov	Des
1	5.42	1.9	11	0	0	0	0	0	0	1.91	0	3.82
2	21.5	6.2	0	8.4	0	0	0	0	1.43	2.86	0	0
3	42.2	12	35	19	0	1.4	0	0	0.48	0	0	15.2
4	0	12	5.0	0	0	5.7	0	0	0	0	0	0.77
5	0	7.7	3.3	38	0	4.8	0	0	0	0	0	0.77
6	0	0	1.4	20	0	0	0	0	0	0	0	1.55
7	25.1	0	21	0	0	1	0	0	0	0	0	0
8	7.16	0.9	5	0	0	0	11	0	0	0	0	22.2
9	2.87	12	0	0	0	27	0	0	1.91	4.77	16.5	23.2
10	3.82	2.4	0	0	0	0	0	0	1.43	0	2.71	5.03
11	8.85	20	0	5.4	0	0	0	0	0	0	0	1.55
12	12.3	20	0	6.3	0	3.8	0	0	0	0	7.34	0
13	11.2	16	0.4	0	0	0.4	0	0	0	6.96	5.25	0.39
14	16.6	0	0	1.9	0	0	0	0	0	0	0	1.55
15	0	0	4.3	0	0	0	0	0	0	0	20.4	0
16	3.25	5	5.4	0	0	0	0	0	0	0	9.19	0
17	0	0	0	0	0	0	0	0	0	0.39	39.6	13.5
18	0	6.6	0	0	13.8	0	0	0	0	0	18.9	0
19	1.43	0	3.5	2.4	0	0	8.9	0	0	0	5.73	1.55
20	0.96	0	0	31	2.87	0	0	0	0	0	20.5	6.58
21	32	0	19	0	0	0	20	0	0	0	0	6.96
22	21.5	3.5	1	6.7	4.77	0	25	0	0	0.46	4.3	1.7
23	0	9.7	12	1	20.1	0	1.2	0	0	11.9	1.91	7.35
24	24.7	18	0	18	6.21	0	6	0	0	8.28	0	5.03
25	45.9	31	0	4.8	0	0	0	0	0	15.8	4.26	5.87
26	37	9.6	11	3.9	5.73	0	0	0	0	8.75	3.09	14.8
27	46	1.9	15	0	0	0	0	0	0	1.43	10.1	4.64
28	39.6	6.9	4.8	14	0	0	0	0	0	0	9.62	1.93
29	14.3	0	41	3.5	0	0	0	0	0	0	19.1	15.4
30	23.9	0	9.1	1	4.64	0	0	1.93	0	2.39	4.59	25.8
31	33.1	0	0.8	0	0.39	0	0	0.48	0	0	0	11.5

Tahun 2010

Tgl	Jan	Feb	Mar	Apr	Mei	Jun	Jul	Ags	Sept	Okt	Nov	Des
1	0	0	0	0	0	0	0	1	0	0	48	3
2	0	0	2	0	0	0	0	0	0	0	0	0
3	0	0	23	0	0	0	0	0	0	0	0	1
4	0	0	0	0	0	0	0	0	0	0	0	0
5	0	0	0	0	0	0	0	0	0	8	0	0
6	0	0	0	0	0	3.5	0	0	0	5	1	1
7	0	0	0	0	0	0	0	0	0	4	1	4
8	0	0	0	0	0	0	0	0	0	0	2	3.5
9	0	0	0	0	0	0	0	1	0	0	0	0
10	1	0	0	0	0	0	0	0	0	0	0	1.5
11	0	0	0	0	0	0	0	0	0	0	0	0
12	0	0	0	0	0	0	0	0	0	0	1	28.5
13	8	0	0	0	0	0	1	0	1	0	2	0
14	0	0	0	0	0	0	3	0	1.5	0	0	3
15	0	0	2	0	0	0	0	0	1	22	1.5	0
16	0	18	0	0	0	0	0	1.5	0	1	0	7
17	0	6	0	2	0	0	1.5	0	1.5	6	0	0
18	0	14.5	0	0	0	0	0	0	4.5	3	0	0
19	0	4	0	0	0	0	0	0	9	0	0	1
20	0	0	0	0	0	0	0	0	0	3.5	0	0
21	0	23	0	0	0	0	0	0	0.5	0	0	0
22	0	0	0	0	0	0	0	0	0	2	0	0
23	0	0	0	0	0	0	0	0	1	21.5	0	0
24	0	1.5	0	0	0	0	0	1.5	0	7	0	0
25	0	0	0	0	0	0	0	0	0.5	0.2	0	3.5
26	0	0	0	27	0	0	0	0	1	3.5	0	0
27	0	0	0	0	0	0	0	0	2	2.5	0	41.5
28	0	0	0	0	0	0	0	0	0	4.5	0	1
29	0	0	0	0	0	0	0	0	0	0	35.5	1
30	0	0	0	0	0	0	0	0	0	0	10.5	0
31	0	0	0	0	0	0	1	0	0	1.5	0	0

Tahun 2011

Tgl	Jan	Feb	Mar	Apr	Mei	Jun	Jul	Ags	Sept	Okt	Nov	Des
1	0	0	0	12.5	2.5	0	0	0	0	0	1.5	0
2	0	0	0	0	2	0	0	0	0	0	2.5	1
3	1.5	0	0	0	7.5	0	0	0	0	0	0	16
4	5.5	0	0	0	0	0	0	0	0	0	31	12.5
5	3.5	0	0	2.5	7	0	0	0	0	0	0	12.5
6	1	0	0	3	3	0	0	0	0	0	3	21.5
7	7.5	0	4	0	14	0	0	0	0	0	6.5	3.5
8	1	9	0	12.5	1.5	0	0	0	0	0	0	6
9	1	12	0	1	5	0	0	0	0	0	0	70
10	0	5	52	4	1.5	0	0	0	0	0	0	0
11	3	6	0	4	0	0	0	0	0	0	3	9
12	3	38	0	12	0.5	0	0	0	0	0	0	18
13	1	0	0	1.5	4	0	0	0	0	0	3	0
14	0	0	3	2	25	0	0	0	0	0	70	0
15	0	1	5	0	9	0	0	0	0	0	7	3.5
16	5	0	0	2	0	0	0	0	0	0	0	2.5
17	0	24	0	0	1	0	0	0	0	0	16	2
18	0	0	0	18.5	1	0	0	0	0	0	3.5	3
19	0	15	0	3	0	0	0	0	0	0	13	2.5
20	0	12	0	0	0	0	0	0	0	0	0	9.5
21	0	3.5	0	0	0	0	0	0	0	0	18	9.5
22	0	19	0	0	0	0	0	0	0	0	11.5	23.5
23	0	0	0	2.5	1	0	0	0	0	0	33	8
24	16	0	0	2.5	0	0	0	0	0	1	3	5.5
25	4	1	8	0	1	0	0	0	0	3	0	41.5
26	2.5	0	3	26	1	0	0	0	0	14	12.5	24.5
27	3	5	0	4	1.5	0	0	0	0	0	5	24.5
28	12	0	0	4	0	0	0	0	0	1	25.5	0
29	1	0	4	1	2	0	0	0	0	0	12	0
30	1	0	20	2	2	0	0	0	0	1	1	6.5
31	0	0	0	0	18	0	0	0	0	8	0	24.5

Tahun 2012

Tgl	Jan	Feb	Mar	Apr	Mei	Jun	Jul	Ags	Sept	Okt	Nov	Des
1	10	2.5	0	0	0	0	0	0	0	0	0	2
2	72	2.5	1	0	4	0	0	0	0	0	0	39
3	6	7.5	6.5	0	13	0	0	0	0	0	0	47
4	3	0	0	0	2	0	0	0	0	0	0	2
5	3.5	6.5	0	0	4	0	0	0	0	0	0	21.5
6	1	16.5	0	0	17	0	0	0	0	6	2	0
7	7.5	7	26.5	0	1.5	0	0	0	0	0	1.5	51
8	1	21.5	5	0	0	0	0	0	0	0	1.5	8.5
9	1	9	26	0	11.5	0	0	0	0	0	1.5	0
10	0	3.5	24.5	0	0	0	0	0	0	0	1	16
11	3	0	17.5	0	19	0	0	0	0	0	57.5	4
12	3	0	3.5	0	0	0	0	0	0	3	0	0.5
13	1	5.5	23	0	0	0	0	0	0	0	0	12.5
14	0	20	5	0	0	0	0	0	0	0	59	0
15	0	18	57.5	0	0	0	0	0	0	5	0	12.5
16	5	33	14.5	0	17	0	0	0	0	1	17	8
17	0	1	2.5	0	0	0	0	0	0	8	66	2
18	0	24	36	0	10.5	0	0	0	0	0	0	17
19	0	4	1	0	0	0	0	0	0	16.5	4	0
20	0	0	0	0	6.5	0	0	0	0	8.5	0	0
21	0	0	4.5	0	0	0	0	0	0	0	1	4.5
22	0	0	7.5	0	0	0	0	0	0	1	90	8.5
23	0	0	3.5	0	5	0	0	0	0	0.5	76	0
24	16	0	3	0	0	0	0	0	0	0	33	0
25	4	0	1	0	0	0	0	0	0	0	14	2
26	2.5	0	13	0	0	0	0	0	0	0	23	14
27	3	0	9	0	0	0	0	0	0	4	18	0
28	12	0	0	0	0	0	0	0	0	0	0	61
29	1	9	0	0	0	0	0	0	0	0	3.5	0
30	1	0	0	0	0	0	0	0	0	0	0	0
31	0	0	0	0	0	0	0	0	0	0	0	0

Tahun 2003

Tgl	Jan	Feb	Mar	Apr	Mei	Jun	Jul	Ags	Sep	Okt	Nov	Des
1	0	24	0	0	0	0	0	0	0	0	0	32
2	21.7	14	0	0	0	0	0	0	0	0	0	0
3	21	23	0	0	0	0	0	0	0	0	0	0
4	25.4	32	0	0	0	0	0	0	0	0	0	15.5
5	44.8	20.5	0	0	0	0	0	0	0	0	0	16.5
6	38.8	35	0	0	0	0	0	0	0	0	0	24
7	12	23	0	0	0	0	0	0	0	0	0	26
8	0	26.5	0	0	0	0	0	0	0	0	0	0
9	0	15.5	0	0	0	0	0	0	0	0	0	21.7
10	0	28	0	0	0	0	0	0	0	0	0	0
11	0	28	0	0	0	0	0	0	0	0	0	0
12	0	24	0	18.7	0	0	0	0	0	0	0	0
13	0	12	0	0	0	0	0	0	0	0	0	0
14	0	14	0	24.3	0	0	0	0	0	0	0	0
15	0	16.5	0	0	0	0	0	0	0	0	0	0
16	0	0	0	0	0	0	0	0	0	0	0	0
17	0	21	21.6	0	0	0	0	0	0	0	10	0
18	0	17.5	0	0	0	0	0	0	0	0	0	0
19	0	0	0	0	0	0	0	0	0	0	53	34
20	0	0	22.4	0	0	0	0	0	0	0	15	37.5
21	0	21	18	0	0	0	0	0	0	0	45	0
22	0	22.6	13.8	0	0	0	0	0	0	0	10	32
23	0	0	28	0	0	0	0	0	0	0	20.5	0
24	0	24.4	0	0	0	0	0	0	0	0	18	16
25	0	15	0	0	0	0	0	0	0	0	0	10.5
26	0	0	0	0	0	0	0	0	0	0	20.5	0
27	25	36	0	0	0	0	0	0	6.5	0	0	0
28	0	38	19	0	0	0	0	0	0	0	19	0
29	16.5	0	0	0	0	0	0	0	0	0	0	0
30	0	0	0	20.7	0	0	0	0	0	0	0	0
31	0	0	0	0	0	0	0	0	0	0	0	0

Tahun 2004

Tgl	Jan	Feb	Mar	Apr	Mei	Jun	Jul	Ags	Sept	Okt	Nov	Des
1	0	0	0	0	0	0	0	0	0	0	0	0
2	0	0	0	0	0	0	0	0	0	0	0	0
3	0	23	0	0	0	0	0	0	0	0	0	0
4	0	0	0	0	0	0	0	0	0	0	0	0
5	0	0	0	0	0	15	0	0	0	0	0	0
6	0	0	0	0	0	0	0	0	0	0	0	0
7	0	0	0	0	0	0	0	0	0	0	0	0
8	0	0	0	0	0	0	0	0	18	0	0	0
9	10	0	0	0	0	0	0	0	0	0	0	0
10	0	0	0	0	0	0	0	0	0	0	0	0
11	0	0	0	0	0	0	0	0	0	0	0	0
12	0	25	0	0	0	0	0	0	0	0	0	0
13	0	0	0	0	0	0	17.5	0	0	0	0	0
14	0	0	0	0	0	0	0	0	0	0	0	0
15	0	0	0	0	0	0	0	0	0	0	0	0
16	0	0	0	0	0	0	0	0	0	0	0	0
17	12	0	0	0	0	0	21	0	0	0	0	0
18	0	0	0	0	0	0	11	0	0	0	0	0
19	0	0	0	0	0	0	0	0	0	0	22	0
20	0	0	0	0	0	0	0	0	0	0	11.5	0
21	15	0	0	0	0	0	0	0	15	0	4.5	0
22	5.5	0	0	0	0	0	0	0	0	15	32.5	0
23	0	0	0	4	0	0	0	0	0	0	4.5	0
24	0	0	0	0	10	0	0	0	0	0	1.5	0
25	0	0	0	0	0	0	0	0	0	0	49	0
26	9.5	0	0	0	0	0	0	0	0	0	0	0
27	23	0	0	5	0	0	0	0	0	0	0	0
28	0	0	0	0	0	0	0	0	0	0	0	0
29	43	0	0	0	0	0	0	0	0	0	0	0
30	0	0	0	0	0	0	0	0	0	20	0	0
31	15.5	0	0	0	0	0	0	0	0	0	0	0

Tahun 2005

Tgl	Jan	Feb	Mar	Apr	Mei	Jun	Jul	Ags	Sept	Okt	Nov	Des
1	0	0	0	11	0	0	0	0	0	0	0	0
2	0	0	0	2.5	0	0	0	0	0	0	0	0
3	0	8.5	4.3	54.5	0	0	0	0	0	0	0	0
4	0	0	0	2.5	0	0	0	0	0	0	0	0
5	15	0	15	0.5	0	0	19	0	0	0	0	13.3
6	0	0	0	0.7	0	0	25	0	0	0	0	0
7	24.5	0	0	49.8	0	0	21	0	0	0	0	0
8	0	0.5	0	20.5	0	0	14	0	0	0	0	0.3
9	0	0	1	2	0	0	0	0	0	0	0	0.5
10	0	46	0	0	0	0	0	0	0	0	0	12.3
11	0	6	19.5	0.8	0	0	0	0	0	1.5	0	99
12	0	36	45	1	0	0	0	0	0	84.5	0	0
13	20.8	0	0	19	0	0	0	0	0	0	0	18
14	1.3	6.7	0	8.8	0	0	2.5	0	0	10	0	19
15	0	6	0	0	0	0	0	0	0	0	0	8.5
16	0	11.5	0.5	0	0	0	0	0	0	0	0	0
17	2.5	13.5	0	2	0	0	1	5	0	0	3.8	76
18	7	0	0	0	0	0	0	0	0	23	0	3.5
19	17	6	0	0	0	0	0	0	0	0	1.5	1
20	1	49	0	0	0	0	0	0	0	0	0	27
21	2.5	0	0	8	0	1.5	0	0	0	0	1	16
22	37	0	10	0	0	6.5	0	0	0	0	0	11
23	15.5	0	5	0	0	1.3	0	0	0	18.5	0	4.5
24	10	2	10.7	0	0	0	0	0	0	0	27	0
25	0	0	2.5	0	0	0	0	0	0	17	0	0
26	35	6	22.5	0	0	0	0	0	0	0	0.5	12
27	0	3	3.5	0	0	0	0	0	0	0	4.5	0
28	1.5	37	0	0	0	0	0	0	2.5	0	0	0
29	0	0	0	1	0	0	8.5	0	0	0	0	10
30	0	0	9	4	0	0	0	2.5	8	0	0	0
31	31.5	0	8	0	0	0	4.5	0	0	0	0	0

Tahun 2006

Tgl	Jan	Feb	Mar	Apr	Mei	Jun	Jul	Ags	Sept	Okt	Nov	Des
1	0	2	33	0	0	8.5	0	0	0	0	0	0
2	0	8.5	26	11.5	0	0	0	0	0	0	0	0
3	6	6.7	30.5	0	0	0	0	0	0	0	0	0
4	1	0	0	28.5	2.5	0	0	0	0	0	0	0
5	4	0	0	29.5	10	0	0	0	0	0	0	10
6	0	0	5	12.5	0	0	0	0	0	0	0	23.5
7	0	0	6	6.2	16.7	0	0	0	0	0	0	0
8	0	0	0	0	14	0	0	0	0	0	11	48
9	0	1	0	0	55	0	0	0	0	0	0	0
10	18	10.8	0.5	0	1.5	0	0	0	0	0	0	0
11	0	3.5	0	16	24.5	0	0	0	0	0	0	0
12	7.5	2.5	0	41	0	0	0	0	0	0	0	0
13	25.5	9	6	3	0	0	0	0	0	0	0	17
14	0	3.5	0	17	0	0	0	0	0	0	0	55.5
15	0.7	7.7	6	13	5.5	0	0	0	0	0	0	11
16	11	7	26	0	0	0	0	0	0	0	0	8
17	15.5	26	10.5	31.5	0	0	0	0	0	0	0	7
18	1	11.7	2	0	0	0	0	0	0	0	0	20.5
19	2.5	14	36.5	0	0	0	0	0	0	0	0	0
20	0	0	45	5.5	3	0	0	0	0	0	0	26
21	0	0.7	0	17	12.5	0	0	0	0	0	0	5
22	5.5	0	0	0	12	0	0	0	0	0	0	17
23	46	1.8	0	0	30	0	0	0	0	0	3	12
24	0	5	0.5	0	0	0	0	0	0	0	0	36
25	11.5	3.7	0	8	0	0	0	0	0	0	0	0
26	5	33	11	0	11.5	0	0	0	0	0	0	0
27	5	0	0	0	0	0	0	0	0	0	0	0
28	47	0	1.5	0.5	19	0	0	0	2.5	0	0	0
29	1	0	1	0	0	0	0	0	0	0	0	0
30	11.8	0	0.5	0	0	0	0	0	8	0	0	0
31	11.5	0	9	0	0	0	0	0	0	0	0	0

Tahun 2007

Tgl	Jan	Feb	Mar	Apr	Mei	Jun	Jul	Ags	Sept	Okt	Nov	Des
1	0	1	0	34.5	0	0	0	0	0	0	1.5	12.5
2	0	8.7	38.5	0	0	0	0	0	0	0	0	9
3	0	22.3	7.5	16.5	0	0	0	0	0	0	0	1.5
4	0	1	2.5	5.2	0	0	0	0	0	0	0	0
5	0	50	0.5	0	1.5	0.5	0	0	0	0	0	0
6	0	0	17.5	5.8	0	0	8.8	0	0	0	0	0
7	0	0	0	6.2	0	7.3	0	0	0	0	0	0
8	0	13.5	0	4	0	0	0	0	0	0	0	0
9	0	21.7	8.3	0	0.5	0	0	0	0	0	0	0
10	0	2.4	0	30.2	0	0	0	0	0	0	0	9.2
11	0	4.8	10.5	26.5	0	0	0	0	0	0	0	33.7
12	0	24.2	0	9.5	0	0	0	0	0	0	5.5	9
13	0	0	4.5	14.3	0	0	0	0	0	0	0	43
14	0	3	0	32	4.5	0	0	0	0	0	0	0
15	0	9.5	0	1.5	41	0	0	3.8	0	0	0	1
16	0	0	0	27	0	0	0	0	0	0	0	21
17	0	26.5	0	48	0	0	0	0	0	0	0	0
18	0	6	44	9.5	1	0	0	0	0	22.8	0	0.8
19	1.5	41.8	7	61.5	0	0	0	0	0	0	0	10
20	2.2	10.3	28	20.5	1.5	10.2	0	0	0	15.7	0	0
21	5.3	0	33	0.5	0	0	0	0	0	0	0	7.3
22	11.8	14	0.5	11	0.5	0	0	0	0	0	0	0.8
23	0.5	1	19	0	0	0	0	0	0	0	0	21.7
24	0	26	1.5	0	0	0	0	0	0	0	0	0
25	0	44	11	12	0	0	0	0	0	0	0	6
26	0	1	0	3	0	0	0	0	0	0	0	5
27	0	0	0.2	0	0	1.7	0	0	0	0	0	70.5
28	0	1.5	14.5	0	0	4	0	0	0	0	0	0.8
29	0	0	3	0	0.5	0	0	0	0	0	21.2	21.7
30	0	0	0	0	12.7	0	0	0	0	0	2.5	18
31	0	0	1.5	0	0	0	0	0	0	0	0	50.5

Tahun 2008

Tgl	Jan	Feb	Mar	Apr	Mei	Jun	Jul	Ags	Sept	Okt	Nov	Des
1	1.23	6.17	8.95	0	27.2	0.0	0	0	0	0.0	0	0.31
2	0.93	5.25	0	0.61	0.93	0.0	0	0	0	0.0	0	0
3	21.9	0.00	3.09	2.47	1.54	0.0	0	0	0	0.0	9.26	0
4	5.86	21	6.17	2.78	1.85	0.0	0	0	0	1.2	13.9	0
5	0.93	4.94	2.78	0.31	8.64	0.0	0	0	0	0.0	16	0.62
6	0.31	0.00	0	28.7	0.93	0.0	0	0	0	0.0	3.7	0
7	3.70	2.78	0	5.25	2.16	0.0	0	0	0	8.3	0	12
8	0.00	3.09	6.79	18.52	0	0.0	0	0	0	0.0	0	0
9	0.93	2.16	10.8	19.75	0	0.0	0	0	4.01	2.5	0	9.3
10	0.93	4.63	3.09	0	0	0.0	0	0	0	0.0	0	2.16
11	0.00	4.01	58.01	0	0	0.0	0	0	0	0.0	3.7	3.09
12	0.00	0.93	6.79	16.97	0	0.0	0	0	0	0.0	8.3	0.62
13	0.93	1.54	0	4.63	0	0.0	0	0	1.85	0.0	15.1	0
14	0.31	0.00	0	1.23	0	3.1	0	0	0	0.0	7.4	1.54
15	1.23	0.62	0.62	0	0	0.0	0	0	0	0.0	19.7	16.9
16	2.78	0.00	3.09	0	0	0.0	0	0	0	0.0	10.5	4.01
17	1.54	4.94	0.62	1.85	5.25	0.0	0	0	0	0.0	0.3	0
18	2.16	2.78	19.75	0	0	0.0	0	0	0	0.0	0	0
19	4.63	2.47	7.71	2.47	0	0.0	0	0	0	0.0	0	2.47
20	0.00	0.00	5.86	3.7	0	0.0	0	0	0	0.0	0	2.16
21	0.00	0.00	13.58	5.56	0	0.0	0	0	0	4.0	0	0
22	0.00	5.25	7.72	0.31	0	0.0	0	0	0	3.4	0	1.86
23	0.00	0.00	0	0	20.7	0.0	0	0	0	0.0	0	1.54
24	0.00	2.16	0	0	0	0.0	0	0	0	0.0	6.5	0
25	10.2	10.2	0	0	0	0.0	0	0	0	0.0	21.6	4.32
26	0.93	5.56	0	3.1	0	0.0	0	0	0	6.2	5.2	0
27	0.31	16.1	0	0.9	0	4.0	0	0	0	1.5	3.1	0
28	0.31	0.00	0	0	0	0.0	0	0	0	0.3	0	0
29	2.78	3.70	4	0	0	0.0	0	0	0	21.9	0	17.9
30	13.3	0.00	0	0	0	0.0	0	0.62	0	1.9	0	5.86
31	8.02	0.00	0	0	0	0.0	0	0	0	0.9	0	5.25

Tahun 2009

Tgl	Jan	Feb	Mar	Apr	Mei	Jun	Jul	Ags	Sept	Okt	Nov	Des
1	7	2.5	14.5	0	0	0	0	0	0	0	0	0
2	0	0	0	6.5	0	0	0	0	0	0	0	0
3	33	5	0	3.5	0	0	0	0	0	0	0	19.7
4	0	4.5	6.5	0	0	0	0	0	0	0	0	1
5	0	2.5	0	15.5	0	0	0	0	0	0	0	1
6	0	0	0	0	0	0	0	0	0	0	0	2
7	0	0	0	0	0	0	0	0	0	0	0	0
8	0	1.2	6.5	0	0	0	14	0	0	0	0	17
9	0	15.5	0	0	0	12	0	0	0	0	14.5	30
10	0	0	0	0	0	0	0	0	0	0	3.5	6.5
11	6.5	23.7	0	7	0	0	0	0	0	0	0	2
12	8.5	22.5	0	8.2	0	0	0	0	0	0	9.5	0
13	14.5	21	0.5	0	0	0.5	0	0	0	9	0	0.5
14	21.5	0	0	0	0	0	0	0	0	0	0	2
15	0	0	5.5	0	0	0	0	0	0	0	6	0
16	4.2	6.5	7	0	0	0	0	0	0	0	2	0
17	0	0	0	0	0	0	0	0	0	0.5	0	17.5
18	0	8.5	0	0	0	0	0	0	0	0	9	0
19	0	0	4.5	0	0	0	11.5	0	0	0	0	2
20	0	0	0	0	0	0	0	0	0	0	0	8.5
21	0	0	22.5	0	0	0	26	0	0	0	0	9
22	26	4.5	0	0	0	0	32.5	0	0	0.6	0	2.2
23	0	4.5	0	0	0	0	1.5	0	0	1.2	0	9.5
24	19	0	0	0	0	0	6.5	0	0	7	0	6.5
25	47	10	0	0	0	0	0	0	0	0	5.5	4.5
26	2.2	0	0	5	0	0	0	0	0	0.2	4	0
27	30.5	0	19	0	0	0	0	0	0	0	13	6
28	0	7	0	0	0	0	0	0	0	0	7.5	2.5
29	0	0	13	1.5	0	0	0	0	0	0	0	10
30	5	0	0	0	6	0	0	2.5	0	0	1	0
31	28	0	1	0	0.5	0	0	0	0	0	0	0

Tahun 2010

Tgl	Jan	Feb	Mar	Apr	Mei	Jun	Jul	Ags	Sept	Okt	Nov	Des
1	0	2.78	0	0	0	0	0.3	0.32	4.32	0.31	15.5	0.97
2	0	0	0.65	0	0	0	0	0	0	0.31	1.08	0
3	0	0	22	0	1.85	0	1.9	3.86	0	1.85	26.2	0.32
4	0	0.31	0	0.9	0	9.1	0	2.31	0	0	4.47	0
5	0.3	2.65	2.47	1.9	2.62	1.5	0.6	0	3.7	2.59	3.09	0
6	1.2	16.7	0.15	0	0.31	2.4	0	0	15.4	2.7	0.48	0.32
7	0.6	7.71	2.0	3.1	1.08	0.3	4.6	0	1.85	2.06	0.48	1.29
8	7.6	1.23	8.49	0	11.6	15.1	15	0	14.0	2.31	0.65	1.13
9	2.5	11.3	31.5	0.92	1.08	14.2	0.8	0.32	38.3	12.5	0	0
10	3.6	2.47	7.7	2.16	7.40	0	0.3	0	0	3.24	0	0.49
11	6.8	0.46	3.9	5.55	1.23	0	0	0.	2.78	2.01	0	0
12	6.6	20.4	5.1	0.62	19.3	2.46	0.5	0	17.9	1.54	0.32	9.21
13	4.8	0.93	0	0.31	14.7	15.1	0.3	0	3.26	0.77	0.65	0
14	22	2.62	0.15	18.1	22.4	1.08	1	3.4	8.2	0.46	0	0.97
15	5.7	0	0.96	1.23	26.9	8.64	0	0	7.27	7.73	0.49	0
16	2.2	14.3	0.46	1.85	0	0.46	0	13.1	2.31	1.40	0	2.26
17	4.9	2.71	9.10	0.65	3.86	3.09	0.5	0.93	8.35	9.5	0	0
18	0.8	22.3	14.6	1.7	3.24	0	0	9.26	1.45	12.1	0	0
19	13	7.77	2.16	4.01	4.32	0	0	0	2.91	7.87	0	0.32
20	7.4	0	1.7	0	2	0	0	0	0	6.69	0	0
21	0.8	8.67	11.9	12.5	0	0.62	0	0	0.16	3.39	0	0
22	14	11.6	0.61	0.46	4.78	0	0	0.31	2.62	3.12	0	0
23	15	5.4	1.54	0	17.3	0	0	15.7	2.33	8.34	0	0
24	14	0.64	0	6.79	6.17	0.31	0	2.65	16.5	5.04	0	0
25	9	3.39	3.39	3.70	12.7	0.31	0	14.8	0.16	0.07	0	1.13
26	7.4	1.39	0	8.73	14.8	0	1.2	5.09	0.32	2.06	0	0
27	7.7	1.54	0	4.63	2.47	0.15	9.1	1.23	0.65	11.3	0	13.4
28	8.3	8.49	0	2.77	0	7.09	0	0	0	1.76	0	0.32
29	2.2	0	0.77	4.01	0.46	0.15	0	0	1.23	0	11.5	0.32
30	7.9	0	1.39	0.15	3.39	0	0	0	3.70	0	3.39	0
31	28	0	1.85	0	0	0	0.3	0	0	0.49	0	0

Tahun 2011

Tgl	Jan	Feb	Mar	Apr	Mei	Jun	Jul	Ags	Sept	Okt	Nov	Des
1	0	0	0	4.04	0.81	0	0	0	0	0	34.1	0
2	0	0	0	0	0.65	0	0	0	0	0	12.7	0
3	0.49	0	0	0	2.42	0	0	0	0	0	0	0
4	1.78	0	0	0	0	0	0	0	0	0	51.4	0
5	1.13	0	0	0.81	2.26	0	0	0	0	0	0	1.3
6	0.32	0	0	0.97	0.97	0	0	0	0	0	7.9	1.1
7	2.42	0	1.29	0	4.53	0	0	0	0	0	14	0
8	0.32	2.91	0	4.04	0.49	0	0	0	0	0	6.4	0
9	0.32	3.88	0	0.32	1.62	0	0	0	0	0	15.2	0
10	0	1.62	16.8	1.29	0.49	0	0	0	0	0	0	0
11	0.97	1.94	0	1.29	0	0	0	0	0	0	5.8	0
12	0.97	12.3	0	3.88	0.16	0	0	0	0	0	0.2	3.8
13	0.32	0	0	0.49	1.29	0	0	0	0	0	3.2	10.2
14	0	0	0.97	0.65	8.08	0	0	0	0	0	0.1	1.1
15	0	0.32	1.62	0	2.91	0	0	0	0	0	0.8	0.7
16	1.62	0	0	0.65	0	0	0	0	0	0	0.1	32.9
17	0	7.76	0	0	0.32	0	0	0	0	0	0.2	10
18	0	0	0	5.98	0.32	0	0	0	0	0	7.6	4.1
19	0	4.85	0	0.97	0	0	0	0	0	13.6	9.7	4.8
20	0	3.88	0	0	0	0	0	0	0	8	0	30
21	0	1.13	0	0	0	0	0	0	0	0.4	9.7	0
22	0	6.14	0	0	0	0	0	0	0	0	4.9	0
23	0	0	0	0.81	0.32	0	0	0	0	0	4.6	0
24	5.17	0	0	0.81	0	0	0	0	0	0	5.5	0
25	1.3	0.32	2.59	0	0.32	0	0	0	0	0	2.4	0
26	0.81	0	0.97	8.40	0.32	0	0	0	0	3	0	0
27	0.97	1.62	0	1.29	0.49	0	0	0	0	0.3	0	0
28	3.88	0	0	1.29	0	0	0	0	0	0	0	18.7
29	0.32	0	1.29	0.32	0.65	0	0	0	0	0.2	0	29.7
30	0.32	0	6.46	0.65	0.65	0	0	0	0	3	0	11.8
31	0	0	0	0	5.82	0	0	0	0	1.1	0	6.7

Tahun 2012

Tgl	Jan	Feb	Mar	Apr	Mei	Jun	Jul	Ags	Sept	Okt	Nov	Des
1	131	0	0.5	10	9.8	0	0	0.5	0	0	0	8.4
2	35.3	4.1	18.6	14	0	0	0	0	0	0	0	9.7
3	0	10.9	3.3	0.8	0	0	0.3	0	0	0.5	0	0.7
4	0	10.2	2.2	13	0.3	0	0	0	0	0	0	0
5	0	0	33.8	0	10	0	0	0.4	0	0	0	4.9
6	0	0	9.4	0	8.6	11.9	1	0	0	0	2.8	4.5
7	9.5	0	0.8	0.1	19.9	0	0	0	0	16.7	0	0.3
8	0	0	25.5	0	0	0	0	0	0	0	0	27.6
9	21.5	0	3.5	0	0	0	0.5	0	0	0	20.3	0
10	8.5	0.2	44.8	0	0	0	0	0	0	0	1.3	13
11	2.1	3.1	0	0	0	0	0	0	0	0	0	1.7
12	0.5	26.2	8.7	0	0	0	0	0	0	0.7	0	0.2
13	14.6	0	7.2	0	0	0	0	0	0	2.3	0.2	11.1
14	1.7	0	0	0	0	0	0	0	0	0	33.8	0
15	9.9	0	0	0	0.5	0	0	0	0	14	0	0
16	0	0	0	0	0	0	0	0	0	1.1	6	7.4
17	0	0	0	9	0	0	0	0	0	3	5.5	0
18	42.8	0	20	0.8	3.3	0	1	1.5	0	0	39.2	1.1
19	0	0	2.7	2.3	0	0	1.1	0	0	5.5	0.8	4.5
20	1.1	0	17.4	0.8	0	0	0	0	0	0.5	0	68.5
21	8.3	0	0	0	0	0	0	0	0	0	1	28.2
22	28.6	0	0	0	0	0	0	0	0	0	19	0
23	0	0	0	0	0.5	0	0	0	0	0	27.4	0
24	2.6	0	0	0	0	0	0	0	0	0	17.4	0.4
25	0	0	0	0	0	0	0	0	0	0	0.1	9.5
26	0	0	0	0	0	0	0	0	0	0	1.6	12.5
27	0	0.8	0	0	0	0	0	0	0	0	0	0
28	0.1	7.1	0	0	1.8	0	0	0	0	8.4	31.6	0.2
29	1.8	9.3	0	0	0	0.4	0	0	0	0	10.8	0
30	0.6	0	0	9.6	0	0	0	0	0	0	1.2	4.5
31	9.5	0	10	0	0	0	0	0	0	0	0	0

Thn	2003	Tgl	Curah Hujan di Pos				
bulan	Stasiun		Kemput	Prumpung	Gemawang	Thiesen	CH Max
1	Kemput	31	83	60	0	60,561	60,561
	Prumpung	4	0	65	25,4	27,026	
	Gemawang	5	44,8	0	44,8	29,218	
2	Kemput	6	83	0	35	45,782	45,782
	Prumpung	17	25	50	21	32,999	
	Gemawang	28	11	5	38	13.610	
3	Kemput	3	77	50	0	54.214	54.214
	Prumpung	21	17	74	18	36.999	
	Gemawang	23	7	1	28	8.5665	
4	Kemput	1	33	10	0	19.2595	19.259
	Prumpung	13	3	39	0	14.999	
	Gemawang	14	4	0	24.3	6.1403	
5	Kemput	4	92	9	0	47.127	47.127
	Prumpung	11	0	54	0	18.781	
	Gemawang	4	92	9	0	47.127	
6	Kemput	5	0	38	0	13,216	13,216
	Prumpung	5	0	38	0	13,216	
	Gemawang	5		38	0	13,216	
7	Kemput	2	0			0	0
	Prumpung	2		0		0	
	Gemawang	2			0	0	
8	Kemput	2	0			0	0
	Prumpung	2		0		0	
	Gemawang	2			0	0	
9	Kemput	19	4	0	0	1,912913	1,9129
	Prumpung	19	4	0	0	1,912913	
	Gemawang	27	0	0	6,5	1,130801	
10	Kemput	3	15	0	0	7,173424	7,1734
	Prumpung	29	0	3	0	1,043407	
	Gemawang	3	15	0	0	7,173424	
11	Kemput	1	54	10	0	29,30235	29,302
	Prumpung	20	13	38	15	22,043	
	Gemawang	19	15	6	53	18,48061	
12	Kemput	19	63	24	34	44,3906	44,39
	Prumpung	19	63	24	34	44,3906	
	Gemawang	20	18	0	37,5	15,13196	

Thn	2004	tgl	Curah Hujan di Pos				
bulan	stasiun		Kemput	Prumpung	Gemawang	Thiesen	CH Max
1	Kemput	17	124	1	12	61,73574	66,60709
	Prumpung	29	80	60	43	66,60709	
	Gemawang	29	80	60	43	66,60709	
2	Kemput	20	60	42	0	43,3014	43,997
	Prumpung	27	52	55	0	43,997	
	Gemawang	12	2	7	25	7,740307	
3	Kemput	12	80	16	0	43,8231	45,47516
	Prumpung	7	50	62	0	45,47516	
	Gemawang	12	80	16	0	43,8231	
4	Kemput	1	23	2	0	11,69486	11,69486
	Prumpung	19	0	25	0	8,69506	
	Gemawang	27	0	0	5	0,869847	
5	Kemput	18	43	2	0	21,25942	21,25942
	Prumpung	28	0	40	0	13,9121	
	Gemawang	24	0	0	10	1,739693	
6	Kemput	30	10	0	0	4,782283	6,956048
	Prumpung	13	0	20	0	6,956048	
	Gemawang	5	0	0	15	2,60954	
7	Kemput	13	13	19	17,5	15,86968	15,86968
	Prumpung	3	0	27	0	9,390664	
	Gemawang	17	0	12	21	7,826985	
8	Kemput	15	6	0	0	2,86937	2,86937
	Prumpung	30	0	2	0	0,695605	
	Gemawang	15	6	0	0	2,86937	
9	Kemput	8	0	0	18	3,131448	3,131448
	Prumpung	14	0	2	0	0,695605	
	Gemawang	8	0	0	18	3,131448	
10	Kemput	30	0	6	20	5,566201	5,566201
	Prumpung	30	0	6	20	5,566201	
	Gemawang	30	0	6	20	5,566201	
11	Kemput	24	50	25,03118	1,5	32,87827	44,2574
	Prumpung	25	35	54,61408	49	44,2574	
	Gemawang	25	35	54,61408	49	44,2574	
12	Kemput	22	90	42,9675	0	57,98475	57,98475
	Prumpung	22	90	42,9675	0	57,98475	
	Gemawang	22	90	42,9675	0	57,98475	

Thn	2005	Tgl	Curah Hujan di Pos				
bulan	stasiun		Kemput	Prumpung	Gemawang	Thiesen	CH Max
1	Kemput	29	62	3	0	30,69356	35,95659
	Prumpung	21	30	44	2,5	30,08508	
	Gemawang	22	45	23	37	35,95659	
2	Kemput	23	162	29	5	88,4291	88,4291
	Prumpung	11	12	61	6	27,9985	
	Gemawang	20	4	8	49	13,21983	
3	Kemput	31	102	32	8	61,30072	61,30072
	Prumpung	28	4	65	0	24,52007	
	Gemawang	12	15	1	45	15,34985	
4	Kemput	12	44	1	1	21,56382	48,09577
	Prumpung	7	33	68	49,8	48,09577	
	Gemawang	3	15	23	54,5	24,65421	
5	Kemput	14	0	3	0	1,043407	1,043407
	Prumpung	14	0	3	0	1,043407	
	Gemawang	14	0	3	0	1,043407	
6	Kemput	20	18,3278	35	0	20,93796	20,93796
	Prumpung	20	18,3278	35	0	20,93796	
	Gemawang	22	10,53199	0	6,5	6,167496	
7	Kemput	6	50,98068	20	25	35,68568	35,68568
	Prumpung	11	19,37511	37	0	22,13441	
	Gemawang	6	50,98068	20	25	35,68568	
8	Kemput	17	8,10153	0	5	4,744227	4,744227
	Prumpung	11	0,523652	1	0	0,598227	
	Gemawang	17	8,10153	0	5	4,744227	
9	Kemput	30	12,96245	0	8	7,590764	7,590764
	Prumpung	17	5,236515	10	0	5,982274	
	Gemawang	30	12,96245	0	8	7,590764	
10	Kemput	12	139,5341	5	84,5	83,16858	83,16858
	Prumpung	18	72,87534	68	23	62,50291	
	Gemawang	12	139,5341	5	84,5	83,16858	
11	Kemput	24	48,46113	9	27	31,00287	39,48301
	Prumpung	29	34,561	66	0	39,48301	
	Gemawang	24	48,46113	9	27	31,00287	
12	Kemput	17	179,174	107	76	136,1226	136,1226
	Prumpung	17	179,174	107	76	136,1226	
	Gemawang	11	175,5962	29	99	111,2843	

Thn	2006	tgl	Curah Hujan di Pos				
bulan	stasiun		Kemput	Prumpung	Gemawang	Thiesen	CH Max
1	Kemput	26	69	33	5	45,34508	45,34508
	Prumpung	17	0	64	15,5	24,95588	
	Gemawang	28	7	12	47	15,69779	
2	Kemput	5	62	17	0	35,56279	35,56279
	Prumpung	28	0	77	0	26,78078	
	Gemawang	26	15	6	33	15,00123	
3	Kemput	2	69	52	26	55,60668	55,60668
	Prumpung	2	69	52	26	55,60668	
	Gemawang	20	33	34	45	35,43543	
4	Kemput	10	148	160	0	126,4262	126,4262
	Prumpung	10	148	160	0	126,4262	
	Gemawang	12	22	24	41	26,00102	
5	Kemput	4	46	4	2,5	23,82463	23,82463
	Prumpung	29	0	37	0	12,86869	
	Gemawang	9	13	0	55	15,78528	
6	Kemput	26	10	0	0	4,782283	9,130392
	Prumpung	1	0	22	8,5	9,130392	
	Gemawang	1	0	22	8,5	9,130392	
7	Kemput	24	8	0	0	3,825826	3,825826
	Prumpung	13	0	1	0	0,347802	
	Gemawang	24	8	0	0	3,825826	
8	Kemput	1	0	0	0	0	0
	Prumpung	1	0	0	0	0	
	Gemawang	1	0	0	0	0	
9	Kemput	30	0	0	8	1,391755	1,391755
	Prumpung	30	0	0	8	1,391755	
	Gemawang	30	0	0	8	1,391755	
10	Kemput	1	0	0	0	0	0
	Prumpung	1	0	0	0	0	
	Gemawang	1	0	0	0	0	
11	Kemput	8	31	0	11	16,73874	16,73874
	Prumpung	8	31	0	11	16,73874	
	Gemawang	8	31	0	11	16,73874	
12	Kemput	22	110	0	17	55,56259	55,56259
	Prumpung	22	110	0	17	55,56259	
	Gemawang	14	20	0	55,5	19,21986	

Thn	2007	tgl	Curah Hujan di Pos				
bulan	stasiun		Kemput	Prumpung	Gemawang	Thiesen	CH Max
1	Kemput	23	68	0	0,5	32,60651	32,60651
	Prumpung	20	9	55	2,2	23,81592	
	Gemawang	22	2	25	11,8	11,70435	
2	Kemput	20	80	57	10,3	59,87488	59,87488
	Prumpung	20	80	57	10,3	59,87488	
	Gemawang	5	6	0	50	11,56784	
3	Kemput	6	60	32	17,5	42,86784	42,86784
	Prumpung	29	28	45	3	29,56341	
	Gemawang	18	4	3	44	10,61097	
4	Kemput	20	94	38	20,5	61,73632	61,73632
	Prumpung	17	15	64	48	37,7833	
	Gemawang	19	7	18	61,5	20,30716	
5	Kemput	21	34	0	0	16,25976	23,26208
	Prumpung	18	12	35	1	18,08579	
	Gemawang	15	25	12	41	23,26208	
6	Kemput	27	34	8	1,7	19,33793	19,33793
	Prumpung	8	0	22	0	7,651652	
	Gemawang	20	4	0	10,2	3,6874	
7	Kemput	6	0	0	8,8	1,53093	1,53093
	Prumpung	13	0	2	0	0,695605	
	Gemawang	6	0	0	8,8	1,53093	
8	Kemput	15	0	0	3,8	0,661083	0,661083
	Prumpung	15	0	0	3,8	0,661083	
	Gemawang	15	0	0	3,8	0,661083	
9	Kemput	18	2	1	0	1,304259	1,304259
	Prumpung	18	2	1	0	1,304259	
	Gemawang	18	2	1	0	1,304259	
10	Kemput	9	31	0	0	14,82508	18,17267
	Prumpung	30	6	44	0	18,17267	
	Gemawang	18	0	0	22,8	3,966501	
11	Kemput	14	54	2	0	26,51993	44,29408
	Prumpung	29	42	59	21,2	44,29408	
	Gemawang	29	42	59	21,2	44,29408	
12	Kemput	4	91	15	0	48,73581	48,73581
	Prumpung	27	4	82	70,5	42,69755	
	Gemawang	27	4	82	70,5	42,69755	

Thn	2008	tgl	Curah Hujan di Pos				
Bulan	stasiun		Kemput	Prumpung	Gemawang	Thiesen	CH Max
1	Kemput	3	71	33.89659	21.90944	49.55509	49.55509
	Prumpung	3	71	33.89659	21.90944	49.55509	
	Gemawang	3	71	33.89659	21.90944	49.55509	
2	Kemput	4	68	32.46434	20.98369	47.46122	47.46122
	Prumpung	4	68	32.46434	20.98369	47.46122	
	Gemawang	4	68	32.46434	20.98369	47.46122	
3	Kemput	11	188	89.75434	58.01373	131.2163	131.2163
	Prumpung	11	188	89.75434	58.01373	131.2163	
	Gemawang	11	188	89.75434	58.01373	131.2163	
4	Kemput	6	93	44.39975	28.69828	64.91019	64.91019
	Prumpung	6	93	44.39975	28.69828	64.91019	
	Gemawang	6	93	44.39975	28.69828	64.91019	
5	Kemput	1	88	42.01267	27.15536	61.4204	61.4204
	Prumpung	1	88	42.01267	27.15536	61.4204	
	Gemawang	1	88	42.01267	27.15536	61.4204	
6	Kemput	27	13	6.206417	4.011588	9.073468	9.073468
	Prumpung	27	13	6.206417	4.011588	9.073468	
	Gemawang	27	13	6.206417	4.011588	9.073468	
7	Kemput	1	0	0	0	0	0
	Prumpung	1	0	0	0	0	
	Gemawang	1	0	0	0	0	
8	Kemput	30	2	0.954833	0.617167	1.395918	1.395918
	Prumpung	30	2	0.954833	0.617167	1.395918	
	Gemawang	30	2	0.954833	0.617167	1.395918	
9	Kemput	9	13	6.206417	4.011588	9.073468	9.073468
	Prumpung	9	13	6.206417	4.011588	9.073468	
	Gemawang	9	13	6.206417	4.011588	9.073468	
10	Kemput	29	71	33.89659	21.90944	49.55509	49.55509
	Prumpung	29	71	33.89659	21.90944	49.55509	
	Gemawang	21	71	33.89659	21.90944	49.55509	
11	Kemput	25	70	33.41917	21.60086	48.85713	48.85713
	Prumpung	25	70	33.41917	21.60086	48.85713	
	Gemawang	25	70	33.41917	21.60086	48.85713	
12	Kemput	29	58	27.69017	17.89785	40.48163	40.48163
	Prumpung	29	58	27.69017	17.89785	40.48163	
	Gemawang	29	58	27.69017	17.89785	40.48163	

Thn	2009	tgl	Curah Hujan di Pos				
Bulan	stasiun		Kemput	Prumpung	Gemawang	Thiesen	CH Max
1	Kemput	28	83	6.847178	0	42.07441	43.7929
	Prumpung	27	47	46.0322	30.5	43.7929	
	Gemawang	25	20	45.90571	47	33.70724	
2	Kemput	25	49	31.12903	10	35.99963	35.99963
	Prumpung	25	49	31.12903	10	35.99963	
	Gemawang	11	3	0	23.7	5.557758	
3	Kemput	3	73	18.93963	0	41.49791	47.63708
	Prumpung	29	65	41.08838	13	47.63708	
	Gemawang	21	4	19.31479	22.5	12.54495	
4	Kemput	20	65	31.03209	0	41.87787	42.30187
	Prumpung	5	55	38.24812	15.5	42.30187	
	Gemawang	5	55	38.24812	15.5	42.30187	
5	Kemput	23	42	20.0515	0	27.05955	27.05955
	Prumpung	23	42	20.0515	0	27.05955	
	Gemawang	30	0	4.641367	6	2.658095	
6	Kemput	9	36	26.46974	12	28.51009	28.51009
	Prumpung	9	36	26.46974	12	28.51009	
	Gemawang	9	36	26.46974	12	28.51009	
7	Kemput	24	2	5.982981	6.5	4.168152	14.39801
	Prumpung	22	0	25.14074	32.5	14.39801	
	Gemawang	22	0	25.14074	32.5	14.39801	
8	Kemput	31	1	0.477417	0	0.644275	1.107539
	Prumpung	30	0	1.933903	2.5	1.107539	
	Gemawang	30	0	1.933903	2.5	1.107539	
9	Kemput	9	4	1.909667	0	2.5771	2.5771
	Prumpung	9	4	1.909667	0	2.5771	
	Gemawang	9	4	1.909667	0	2.5771	
10	Kemput	25	33	15.75475	0	21.26107	21.26107
	Prumpung	25	33	15.75475	0	21.26107	
	Gemawang	13	0	6.96205	9	3.987142	
11	Kemput	17	83	39.62559	0	53.47482	53.47482
	Prumpung	17	83	39.62559	0	53.47482	
	Gemawang	9	11	16.46822	14.5	13.51075	
12	Kemput	30	54	25.7805	0	34.79085	34.79085
	Prumpung	30	54	25.7805	0	34.79085	
	Gemawang	9	0	23.20683	30	13.29047	

Thn	2010	tgl	Curah Hujan di Pos				
bulan	stasiun		Kemput	Prumpung	Gemawang	Thiesen	CH Max
1	Kemput	31	89	0	27.46395	47.3402	47.3402
	Prumpung	13	7	8	8	7.521772	
	Gemawang	31	89	0	27.46395	47.3402	
2	Kemput	12	66	0	20.36652	35.10622	36.17738
	Prumpung	21	4	23	8.66749	11.42025	
	Gemawang	18	57	14.5	22.27539	36.17738	
3	Kemput	9	102	0	31.47554	54.25506	54.25506
	Prumpung	3	47	23	21.93659	34.29248	
	Gemawang	9	102	0	31.47554	54.25506	
4	Kemput	14	58.5	0	18.05215	31.11687	31.11687
	Prumpung	26	0	27	8.725878	10.9087	
	Gemawang	14	58.5	0	18.05215	31.11687	
5	Kemput	15	87	0	26.84678	46.27638	46.27638
	Prumpung	15	87	0	26.84678	46.27638	
	Gemawang	15	87	0	26.84678	46.27638	
6	Kemput	13	49	0	15.1206	26.06371	26.06371
	Prumpung	6	4	3.5	2.365467	3.54174	
	Gemawang	13	49	0	15.1206	26.06371	
7	Kemput	8	48.5	0	14.96631	25.79775	25.79775
	Prumpung	14	0	3	0.969542	1.212078	
	Gemawang	8	48.5	0	14.96631	25.79775	
8	Kemput	23	17	0	15.73777	10.86777	10.86777
	Prumpung	24	1.5	1.5	2.644857	1.69917	
	Gemawang	23	17	0	15.73777	10.86777	
9	Kemput	12	23.5	0	17.89785	14.35204	14.35204
	Prumpung	19	0	9	2.908626	3.636233	
	Gemawang	9	12	0	38.26438	12.39557	
10	Kemput	9	40.5	0	12.49764	21.54245	21.54245
	Prumpung	15	2	22	7.727142	9.952395	
	Gemawang	9	40.5	0	12.49764	21.54245	
11	Kemput	3	85	0	26.22961	45.21255	45.21255
	Prumpung	1	0	48	15.51267	19.39324	
	Gemawang	3	85	0	26.22961	45.21255	
12	Kemput	27	0	41.5	13.412	16.76708	16.76708
	Prumpung	27	0	41.5	13.412	16.76708	
	Gemawang	27	0	41.5	13.412	16.76708	

Thn	2011	tgl	Curah Hujan di Pos				
Bulan	stasiun		Kemput	Prumpung	Gemawang	Thiesen	CH Max
1	Kemput	24	8.37843	16	5.17089	10.47121	10.47121
	Prumpung	24	8.37843	16	5.17089	10.47121	
	Gemawang	24	8.37843	16	5.17089	10.47121	
2	Kemput	12	19.8988	38	12.28086	24.86913	24.86913
	Prumpung	12	19.8988	38	12.28086	24.86913	
	Gemawang	12	19.8988	38	12.28086	24.86913	
3	Kemput	10	27.2299	52	16.80539	34.03145	34.03145
	Prumpung	10	27.2299	52	16.80539	34.03145	
	Gemawang	10	27.2299	52	16.80539	34.03145	
4	Kemput	26	13.6149	26	8.402697	17.01572	17.01572
	Prumpung	26	13.6149	26	8.402697	17.01572	
	Gemawang	26	13.6149	26	8.402697	17.01572	
5	Kemput	14	13.0912	25	8.079516	16.36127	16.36127
	Prumpung	14	13.0912	25	8.079516	16.36127	
	Gemawang	14	13.0912	25	8.079516	16.36127	
6	Kemput	1	0	0	0	0	0
	Prumpung	1	0	0	0	0	
	Gemawang	1	0	0	0	0	
7	Kemput	1	0	0	0	0	0
	Prumpung	1	0	0	0	0	
	Gemawang	1	0	0	0	0	
8	Kemput	1	0	0	0	0	0
	Prumpung	1	0	0	0	0	
	Gemawang	1	0	0	0	0	
9	Kemput	1	0	0	0	0	0
	Prumpung	1	0	0	0	0	
	Gemawang	1	0	0	0	0	
10	Kemput	19	22.0362	0	13.6	12.9043	12.9043
	Prumpung	26	12.1920	14	3	11.22172	
	Gemawang	19	22.0362	0	13.6	12.9043	
11	Kemput	4	99.255	30.5	51.4	67.01659	67.01659
	Prumpung	14	36.8176	70	0.1	41.9708	
	Gemawang	4	99.255	30.5	51.4	67.01659	
12	Kemput	16	54.617	2.5	32.9	32.71258	41.87592
	Prumpung	9	36.6556	70	0	41.87592	
	Gemawang	16	54.6172	2.5	32.9	32.71258	

Thn	2012	tgl	Curah Hujan di Pos				
bulan	stasiun		Kemput	Prumpung	Gemawang	Thiesen	CH Max
1	Kemput	1	217.821	10	131.2	130.4708	130.4708
	Prumpung	2	94.8997	72	35.3	76.56662	
	Gemawang	1	217.821	10	131.2	130.4708	
2	Kemput	12	42.452	0	26.2	24.85975	24.85975
	Prumpung	16	17.281	33	0	19.7415	
	Gemawang	12	42.452	0	26.2	24.85975	
3	Kemput	10	85.4192	24.5	44.8	57.16485	57.16485
	Prumpung	15	30.1099	57.5	0	34.39807	
	Gemawang	10	85.4192	24.5	44.8	57.16485	
4	Kemput	2	23.3324	0	14.4	13.66337	13.66337
	Prumpung	2	23.3324	0	14.4	13.66337	
	Gemawang	2	23.3324	0	14.4	13.66337	
5	Kemput	7	33.0296	1.5	19.9	19.77937	19.77937
	Prumpung	11	9.94938	19	0	11.36632	
	Gemawang	7	33.0296	1.5	19.9	19.77937	
6	Kemput	6	19.2816	0	11.9	11.29126	11.29126
	Prumpung	6	19.2816	0	11.9	11.29126	
	Gemawang	6	19.2816	0	11.9	11.29126	
7	Kemput	19	1.78233	0	1.1	1.04373	1.04373
	Prumpung	19	1.78233	0	1.1	1.04373	
	Gemawang	19	1.78233	0	1.1	1.04373	
8	Kemput	18	2.43046	0	1.5	1.423268	1.423268
	Prumpung	18	2.43046	0	1.5	1.423268	
	Gemawang	18	2.43046	0	1.5	1.423268	
9	Kemput	1	0	0	0	0	0
	Prumpung	1	0	0	0	0	
	Gemawang	1	0	0	0	0	
10	Kemput	7	27.0591	0	16.7	15.84572	15.84572
	Prumpung	19	17.5519	16.5	5.5	15.0894	
	Gemawang	7	27.0591	0	16.7	15.84572	
11	Kemput	10	26.9	1	1.3	13.4383	34.60763
	Prumpung	22	0	90	19	34.60763	
	Gemawang	18	0	0	39.2	6.819598	
12	Kemput	31	71.3	0	0	34.09768	34.09768
	Prumpung	28	4.9	61	0.2	23.59406	
	Gemawang	20	0	0	68.5	11.9169	

Tabel Nilai Kritis Untuk Distribusi t

v	α						
	0,40	0,30	0,20	0,15	0,1	0,05	0,025
1	0,325	0,727	1,376	1,963	3,078	6,314	12,706
2	0,289	0,617	1,061	1,386	1,886	2,920	4,303
3	0,277	0,584	0,978	1,25	1,638	2,353	3,182
4	0,271	0,569	0,941	1,19	1,533	2,132	2,776
5	0,267	0,559	0,920	1,156	1,476	2,015	2,571
6	0,265	0,553	0,906	1,134	1,440	1,943	2,447
7	0,263	0,549	0,896	1,119	1,415	1,895	2,365
8	0,262	0,546	0,889	1,108	1,397	1,860	2,306
9	0,261	0,543	0,883	1,1	1,383	1,833	2,262
10	0,260	0,542	0,879	1,093	1,372	1,812	2,228
11	0,260	0,540	0,876	1,088	1,363	1,796	2,201
12	0,259	0,539	0,873	1,083	1,356	1,782	2,179
13	0,259	0,537	0,870	1,079	1,350	1,771	2,160
14	0,258	0,537	0,868	1,076	1,345	1,761	2,145
15	0,258	0,536	0,866	1,074	1,341	1,753	2,131
16	0,258	0,535	0,865	1,071	1,337	1,746	2,120
17	0,257	0,534	0,863	1,069	1,333	1,740	2,110
18	0,257	0,534	0,862	1.067	1,330	1,734	2,101
19	0,257	0,533	0.861	1,066	1,328	1,729	2,093
20	0,257	0,533	0,860	1,064	1,325	1,725	2,086
21	0,257	0,532	0,859	1,063	1,323	1,721	2,080
22	0,256	0,532	0,858	1,061	1,321	1,17	2,074
23	0,256	0,532	0,858	1.060	1,319	1,714	2,069
24	0,256	0,531	0,857	1.059	1,318	1,711	2,064
25	0,256	0,531	0,856	1.058	1,316	1,708	2,060
26	0,256	0,531	0,856	1.058	1,315	1,706	2,056
27	0,256	0,531	0,855	1.057	1,314	1,703	2,052
28	0,256	0,530	0,855	1.056	1,313	1,701	2,048
29	0,256	0,530	0,854	1.055	1,311	1,699	2,045
30	0,256	0,530	0,854	1.055	1,310	1,697	2,042
40	0,255	0,529	0.851	1.050	1,303	1,684	2,021
60	0,254	0,527	0,848	1.045	1,296	1,671	2,000
120	0,254	0,526	0,845	1.041	1,289	1,658	1,980
~	0,253	0,524	0,842	1.,036	1,282	1,645	1,960

Sumber : Soewarno, 1995

Tabel Nilai Kritis untuk Distribusi $F_{0,05}$

dk2=V2	dk1 = V1								
	1	2	3	4	5	6	7	8	9
1	161,40	199,5	213,7	224,60	230,20	234	236,80	238,90	240,50
2	18,51	19,00	19,16	19,25	19,30	19,33	19,35	19,37	19,38
3	10,13	9,55	9,28	9,12	9,84	8,94	8,89	8,85	8,81
4	7,71	6,94	6,59	6,39	6,16	6,16	6,09	6,04	6,06
5	6,61	5,79	5,41	5,19	4,95	4,95	4,88	4,52	4,77
6	5,99	5,14	4,76	4,53	4,28	4,28	4,21	4,45	4,10
7	5,59	4,74	4,35	4,12	3,97	3,87	3,79	3,37	3,68
8	5,32	4,46	4,07	3,84	3,69	3,58	3,50	3,44	3,39
9	5,12	4,26	3,86	3,53	3,48	3,37	3,29	3,23	3,18
10	4,96	4,10	3,71	3,48	3,33	3,22	3,14	3,07	3,02
11	4,84	3,98	3,59	3,36	3,20	3,09	3,01	2,95	2,90
12	4,75	3,89	3,49	3,26	3,11	3,00	2,91	2,85	2,80
13	4,67	3,81	3,41	3,18	3,03	2,92	2,83	2,77	2,71
14	4,60	3,74	3,34	3,11	2,96	2,85	2,76	2,70	2,65
15	4,54	3,68	3,29	3,06	2,93	2,79	2,71	2,64	2,59
16	4,49	3,63	3,24	3,01	2,90	2,74	2,66	2,59	2,54
17	4,45	3,59	3,20	2,96	2,85	2,70	2,61	2,51	2,49
18	4,41	3,55	3,16	2,93	2,81	2,66	2,58	2,48	2,46
19	4,38	3,52	3,13	2,90	2,77	2,63	2,54	2,45	2,42
20	4,35	3,49	3,10	2,87	2,74	2,60	2,51	2,45	2,39
21	4,32	3,47	3,07	2,84	2,71	2,57	2,49	2,45	2,37
22	4,30	3,44	3,05	2,82	2,68	2,55	2,46	2,42	2,34
23	4,28	3,42	3,03	2,80	2,66	2,53	2,44	2,40	2,32
24	4,26	3,40	3,01	2,78	2,64	2,51	2,42	2,37	2,30
25	4,24	3,39	2,99	2,76	2,62	2,49	2,40	2,36	2,28
26	4,23	3,37	2,98	2,74	2,60	2,47	2,39	2,34	2,27
27	4,21	3,35	2,96	2,73	2,59	2,46	2,37	2,32	2,25
28	4,20	3,34	2,95	2,71	2,57	2,45	2,36	2,31	2,24
29	4,18	3,33	2,93	2,70	2,56	2,43	2,35	2,29	2,22
30	4,17	3,32	2,92	2,69	2,55	2,42	2,33	2,28	2,21
40	4,08	3,23	2,84	2,61	2,53	2,34	2,25	2,18	2,12
60	4,00	3,15	2,76	2,53	2,45	2,25	2,17	2,1	2,04
120	3,92	3,07	2,68	2,45	2,37	2,17	2,09	2,02	1,96
~	3,84	3,00	2,60	2,37	2,29	2,10	2,01	1,94	1,88

Sumber : Soewarno, 1995

Tabel Hubungan Antara Periode Ulang (T) dengan *Reduced Variate* (*Yt*)

Periode Ulang	Reduced Variate
0	0,3665
5	1,4999
10	2,2052
20	2,9606
25	3,1985
50	3,9019
100	4,6001
200	5,2960
500	6,2140
1000	6,9190
5000	8,5390
10000	9,9210

Sumber : Soewarno, 1995

Tabel Hubungan *Reduced Mean* (*Yn*) dengan Jumlah Data (n)

n	Yn	n	Yn	n	Yn	n	Yn
10	0,4592	33	0,5388	56	0,5505	79	0,5567
11	0,4995	34	0,5396	57	0,5511	80	0,5569
12	0,5053	35	0,5402	58	0,5518	81	0,557
13	0,507	36	0,541	59	0,5518	82	0,5571
14	0,51	37	0,5424	60	0,5521	83	0,5574
15	0,5128	38	0,543	61	0,5524	84	0,5576
16	0,5157	39	0,543	62	0,5527	85	0,5578
17	0,5181	40	0,5436	63	0,553	86	0,558
18	0,5202	41	0,5442	64	0,5533	87	0,5581
19	0,522	42	0,5448	65	0,5535	88	0,5583
20	0,5236	43	0,5453	66	0,5538	89	0,5585
21	0,5252	44	0,5458	67	0,554	90	0,5586
22	0,5283	45	0,5463	68	0,5543	91	0,5587
23	0,5283	46	0,5468	69	0,5545	92	0,5589
24	0,5296	47	0,5473	70	0,5548	93	0,5591
25	0,5309	48	0,5477	71	0,555	94	0,5592
26	0,532	49	0,5481	72	0,5552	95	0,5593
27	0,5332	50	0,5485	73	0,5557	96	0,5595
28	0,5343	51	0,5489	74	0,5557	97	0,5596
29	0,5353	52	0,5493	75	0,5559	98	0,5598
30	0,5362	53	0,5497	76	0,5561	99	0,5599
31	0,5371	54	0,5501	77	0,5563	100	0,65
32	0,538	55	0,5504	78	0,5565	-	-

Sumber : Soewarno, 1995

Tabel Hubungan *Reduced Standart Deviasi* (*Sn*) dengan Jumlah Data (n)

n	Sn	n	Sn	n	Sn	n	Sn
10	0,9496	33	1,1226	56	1,1696	79	1,193
11	0,9676	34	1,1255	57	1,1708	80	1,1938
12	0,9933	35	1,1285	58	1,1721	81	1,1945
13	0,9971	36	1,1313	59	1,1734	82	1,1953
14	1,0095	37	1,1339	60	1,1747	83	1,1959
15	1,0206	38	1,1363	61	1,1759	84	1,1967
16	1,0316	39	1,1388	62	1,177	85	1,1973
17	1,0411	40	1,1413	63	1,1782	86	1,198
18	1,0491	41	1,1436	64	1,1793	87	1,1987
19	1,0565	42	1,1458	65	1,1803	88	1,1994
20	1,0626	43	1,148	66	1,1814	89	1,2001
21	1,0696	44	1,1499	67	1,1824	90	1,2007
22	1,0754	45	1,1519	68	1,1834	91	1,2013
23	1,0811	46	1,1536	69	1,1844	92	1,202
24	1,0864	47	1,1557	70	1,1854	93	1,2026
25	1,0915	48	1,1574	71	1,1863	94	1,2032
26	1,0961	49	1,159	72	1,1873	95	1,2038
27	1,1004	50	1,1607	73	1,1881	96	1,2044
28	1,1047	51	1,1623	74	1,189	97	1,2049
29	1,1086	52	1,1638	75	1,1898	98	1,2055
30	1,1124	53	1,1658	76	1,1906	99	1,206
31	1,1159	54	1,1667	77	1,1915	100	1,2065
32	1,1193	55	1,1681	78	1,1923	-	-

Sumber : Soewarno, 1995

Tabel Harga K untuk Distribusi *Log Pearson Type III*

Kemencengan	Periode Ulang (Tahun)							
	2	5	10	25	50	100	200	1000
(Cs)	Peluang (%)							
	50	20	10	4	2	1	0,5	0,1
3	-0,3986	0,42	1,18	2,278	3,152	4,051	4,97	7,25
2,5	-0,36	0,518	1,25	2,262	3,048	3,845	4,652	6,6
2,2	-0,33	0,574	1,284	2,24	2,97	3,705	4,444	6,2
2	-0,307	0,609	1,302	2,219	2,912	3,605	4,298	5,91
1,8	-0,282	0,643	1,318	2,193	2,848	3,499	4,147	5,66
1,6	-0,254	0,675	1,329	2,163	2,78	3,388	3,99	5,39
1,4	-0,225	0,705	1,337	2,128	2,706	3,271	3,828	5,11
1,2	-0,195	0,732	1,34	2,087	2,626	3,149	3,661	4,82
1	-0,164	0,758	1,34	2,043	2,542	3,022	3,489	4,54
0,9	-0,148	0,769	1,339	2,018	2,498	2,957	3,401	4,395
0,8	-0,132	0,78	1,336	1,998	2,453	2,891	3,312	4,25
0,7	-0,116	0,79	1,333	1,967	2,407	2,824	3,223	4,105
0,6	-0,099	0,8	1,328	1,939	2,359	2,755	3,132	3,96
0,5	-0,083	0,808	1,323	1,91	2,311	2,686	3,041	3,815
0,4	-0,066	0,816	1,317	1,88	2,261	2,615	2,949	3,67
0,3	-0,05	0,824	1,309	1,849	2,211	2,544	2,856	3,525
0,2	-0,033	0,83	1,301	1,818	2,159	2,472	2,763	3,38
0,1	-0,017	0,836	1,292	1,785	2,107	2,4	2,67	3,235
0	0	0,842	1,282	1,751	2,054	2,3269	2,576	3,09
-0,1	0,017	0,836	1,27	1,761	2	2,262	2,482	3,95
-0,2	0,033	0,85	1,258	1,68	1,945	2,178	2,388	2,81
-0,3	0,05	0,853	1,245	1,643	1,89	2,104	2,294	2,675
-0,4	0,066	0,855	1,231	1,606	1,834	2,029	2,201	2,54
-0,5	0,083	0,856	1,216	1,567	1,777	1,955	2,108	2,4
-0,6	0,099	0,857	1,2	1,528	1,72	1,88	2,016	2,275
-0,7	0,116	0,857	1,183	1,488	1,663	1,806	1,926	2,15
-0,8	0,132	0,856	1,166	1,488	1,606	1,733	1,837	2,035
-0,9	0,148	0,854	1,147	1,407	1,549	1,66	1,749	1,91
-1	0,164	0,852	1,128	1,366	1,492	1,588	1,661	1,8
-1,2	0,195	0,844	1,086	1,282	1,379	1,449	1,501	1,625
-1,4	0,225	0,832	1,041	1,198	1,27	1,318	1,351	1,465
-1,6	0,254	0,817	0,994	1,116	1,166	1,2	1,216	1,28
-1,8	0,282	0,799	0,945	1,035	1,069	1,089	1,197	1,13
-2	0,307	0,777	0,895	1,959	0,98	0,99	0,995	1
-2,2	0,33	0,752	0,844	0,888	0,9	0,905	0,907	0,91
-2,5	0,36	0,711	0,771	0,793	0,789	0,799	0,8	0,802
-3	0,396	0,636	0,66	0,666	0,666	0,667	0,667	0,668

Sumber : Soemarto, 1999

Tabel Uji Chi Kuadrat

dk	α derajat kepercayaan							
	0.995	0.99	0.975	0,95	0,05	0,025	0,01	0,005
1	0	0	0	0,0039	3,841	5,024	6,635	7,879
2	0,01	0,0201	0,0506	0,103	5,991	7,378	9,210	10,597
3	0,0717	0,115	0,216	0,352	7,815	9,348	11,345	12,838
4	0,201	0,297	0,484	0,711	9,488	11,143	13,277	14,860
5	0,412	0,554	0,831	1,145	11,070	12,832	15,086	16,750
6	0,676	0,672	1,237	1,635	12,592	14,449	16,812	18,548
7	0,989	1,239	1,690	2,167	14,067	16,013	18,475	20,278
8	1,344	1,646	2,180	2,733	15,597	17,535	20,009	21,955
9	1,733	2,088	2,7	3,325	16,919	19,023	21,666	23,589
10	2,156	2,558	3,247	3,940	18,307	20,483	23,209	25,188
11	2,603	3,053	3,816	4,757	19,675	21,920	24,725	26,757
12	3,074	3,571	4,404	5,226	21,026	23,337	26,217	28,300
13	3,565	4,107	5,009	5,892	22,362	24,736	27,688	29,819
14	4,075	4,660	5,629	6,571	23,685	26,119	29,141	31,319
15	4,601	5,229	6,262	7,261	24,996	27,488	30,578	32,801
16	5,142	5,812	6,908	7,962	26,296	28,845	32,000	34,267
17	5,697	6,408	7,564	8,672	27,587	30,191	33,409	35,718
18	6,265	7,015	8,231	9,390	28,869	31,526	34,805	37,156
19	6,844	7,633	8,907	10,117	30,144	32,852	36,191	38,582
20	7,434	8,260	9,591	10,851	31,410	34,170	37,566	39,997
21	8,034	8,897	10,283	11,591	32,671	35,479	38,932	41,401
22	8,643	9,542	10,982	12,338	33,924	36,781	40,289	42,796
23	9,260	10,856	11,689	13,091	36,172	38,076	41,638	44,181
24	9,886	11,524	12,401	13,848	36,415	39,364	42,980	45,558
25	10,520	12,198	13,120	14,611	37,652	40,646	44,314	46,928
26	11,16	12,879	13,844	15,379	38,885	41,923	45,642	48,290
27	11,808	13,565	14,573	16,151	40,113	43,194	46,963	49,645
28	12,461	13,565	15,308	16,928	41,337	44,461	48,278	50,993
29	13,121	14,256	16,047	17,706	42,557	45,722	49,588	52,336
30	13,787	14,953	16,791	18,493	43,773	46,979	50,892	53,672

Lampiran 14	109
Peta Tata Guna Lahan	

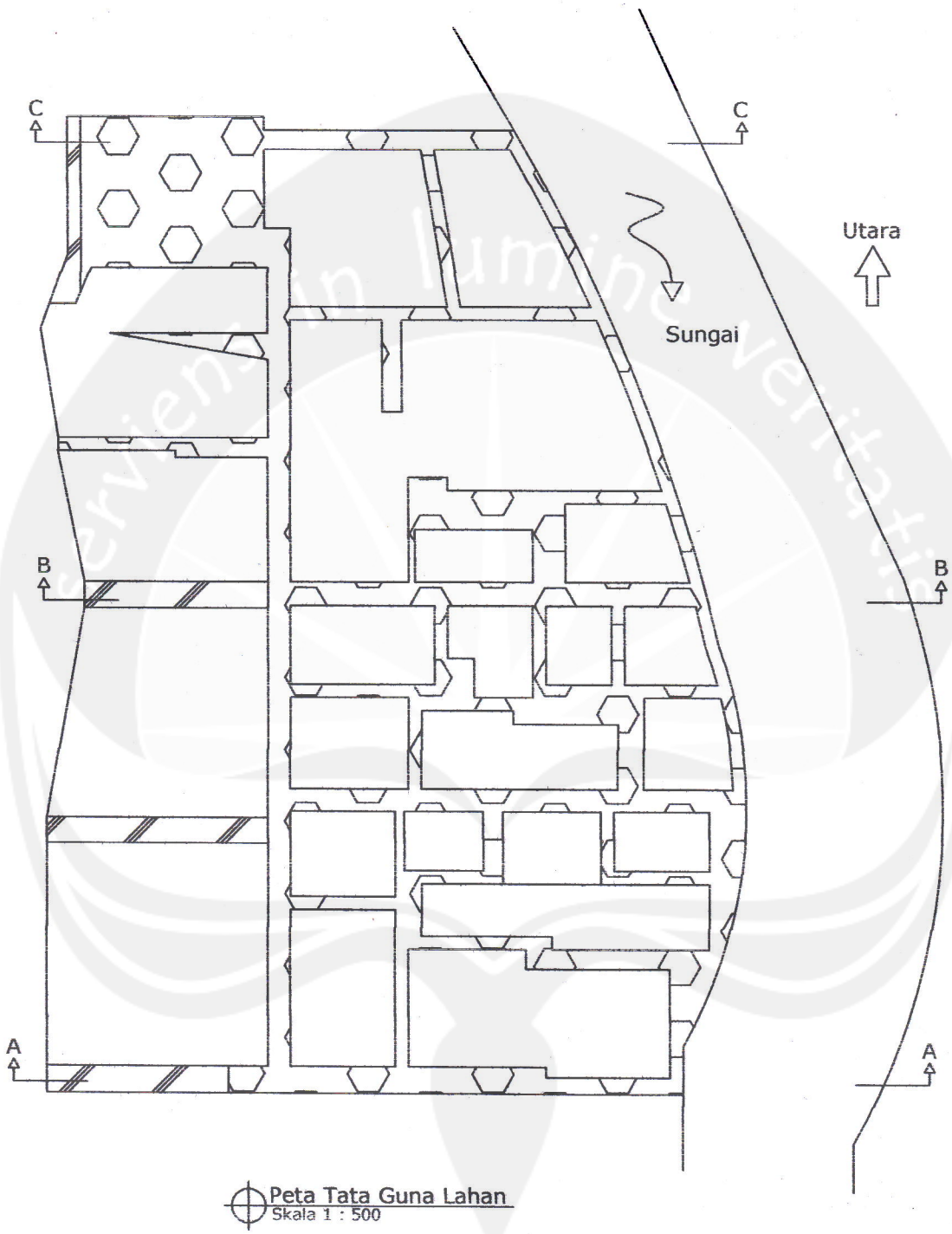

Keterangan : Lokasi Gondolayu Lor RT 56 dan RT 57, RW XI Kec. Jetis, Yogyakarta

Elevasi 120,5 mdpl

Elevasi 120 mdpl

Rumah

Lampiran 15	110
Gambar Potongan Peta Situasi	

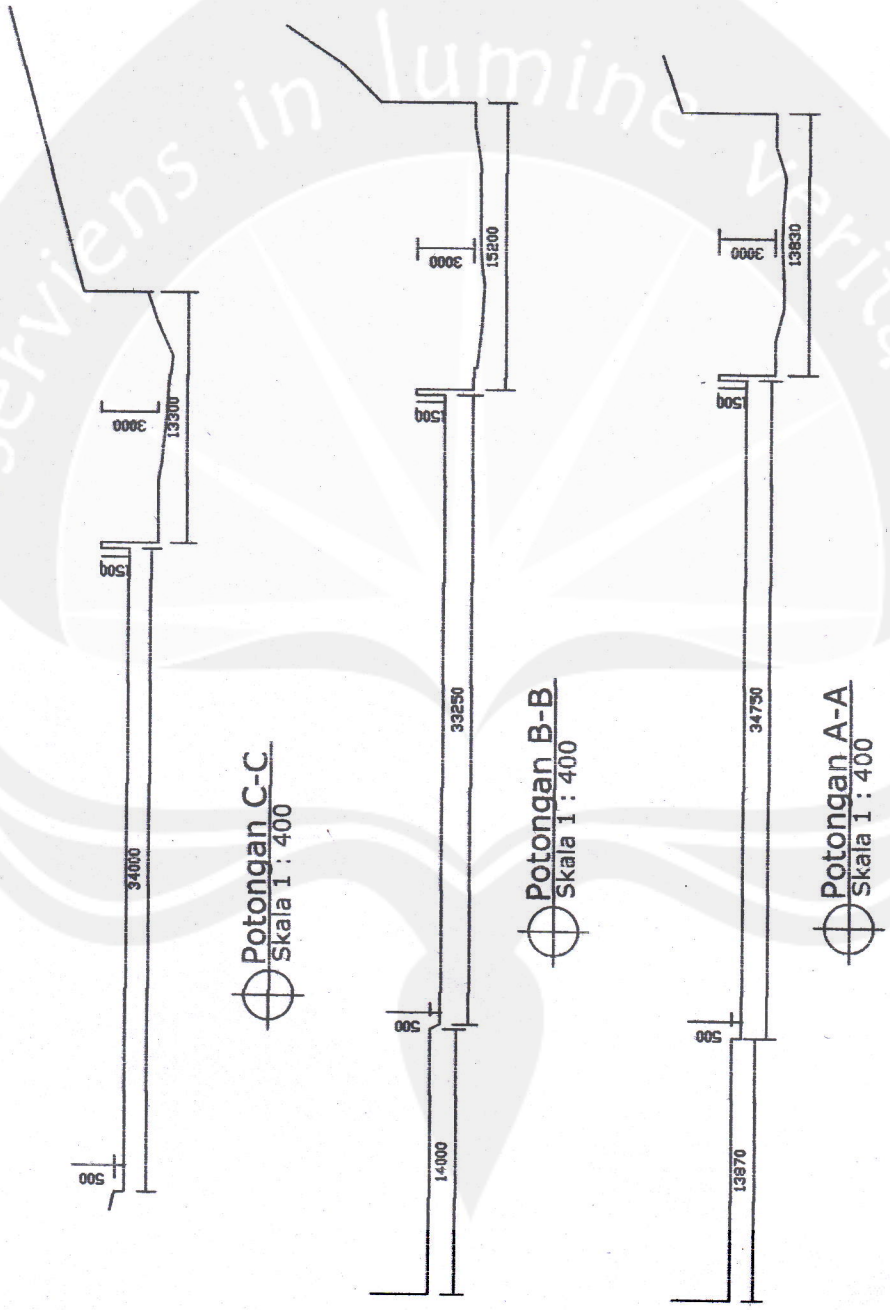

Lampiran 16	111
Gambar Potongan Peta Situasi terdapat Sedimen	

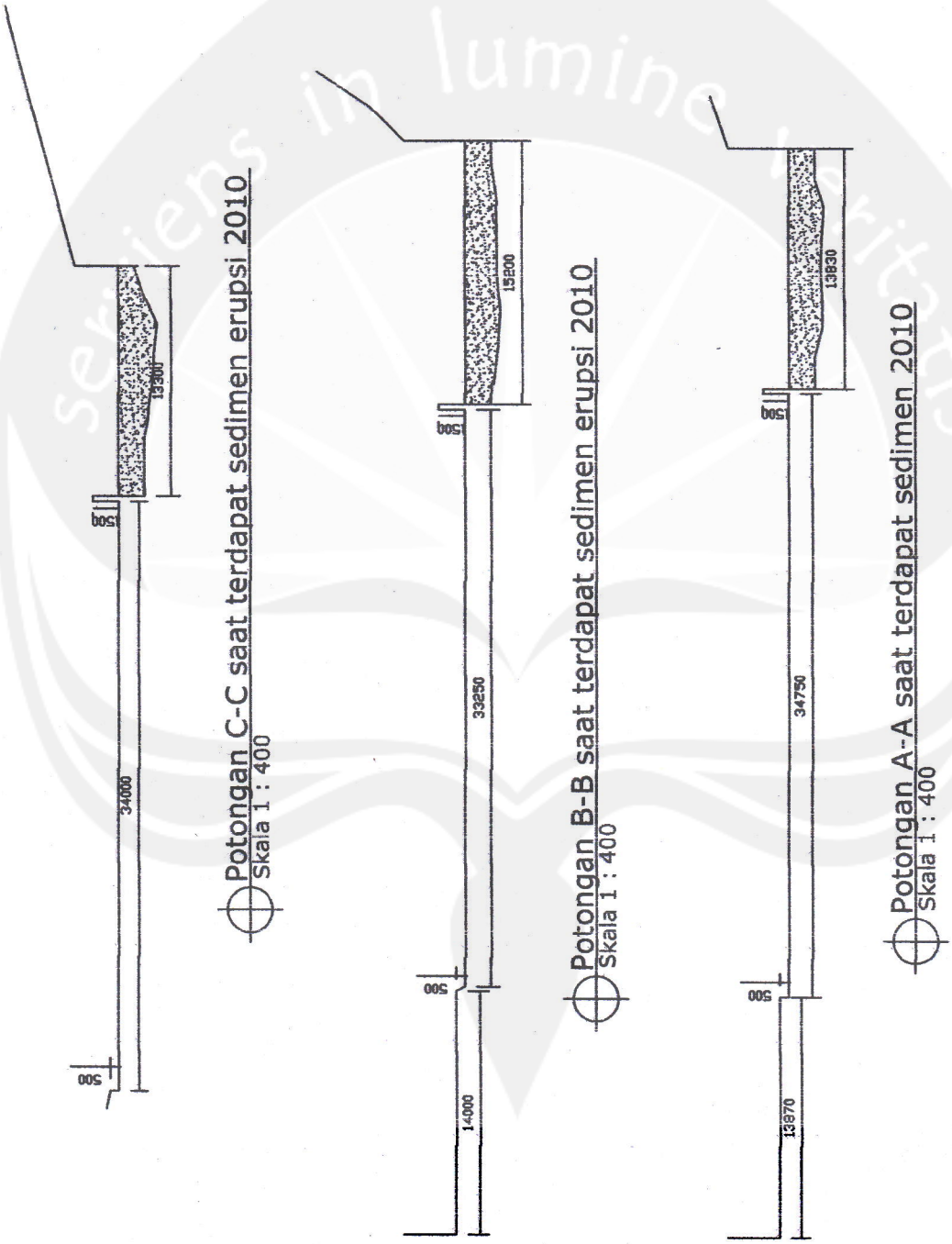

Lampiran 17	112
Peta Wilayah yang Tergenang	

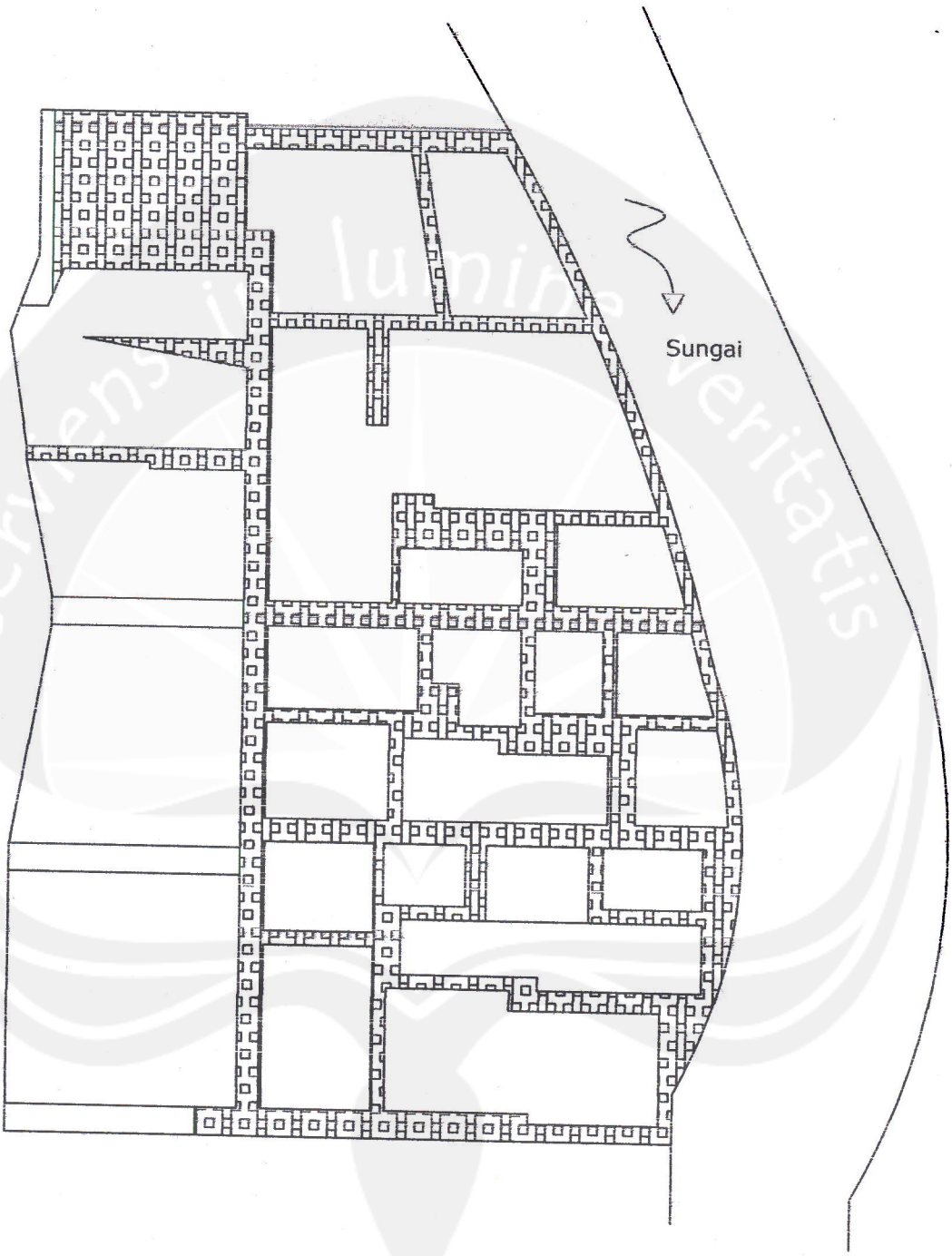

Gambar Wilayah yang tergenangi
Skala 1 : 500

Keterangan : Lokasi Gondolayu Lor RT 56 dan RT 57, RW XI Kec. Jetis, Yogyakarta

Daerah yang tergenang setinggi 0,267 meter