

## **BAB V** **KESIMPULAN DAN SARAN**

### 5.1 Kesimpulan

Berdasarkan hasil analisis data yang telah dilakukan dapat ditarik beberapa kesimpulan, yaitu :

1. Diversifikasi efektif mengurangi risiko portofolio yang ditandai dengan banyaknya korelasi antar jenis reksadana yang rendah (range -0.345 hingga 0.995).
2. Dari hasil simulasi terbukti bahwa semakin banyak jenis reksadana yang dilibatkan dalam pembentukan portofolio, maka standar deviasi akan semakin kecil, dari hasil penelitian alternatif A *return* yang dihasilkan 0.060% per hari atau 1.241% per tahun dengan standar deviasi 0.073% per hari atau 0.263% per tahun yang terdiri dari 15 reksadana dari 3 jenis reksadana. Dari hasil penelitian alternatif L *return* yang dihasilkan 0.175% per hari atau 1.877% per tahun dengan standar deviasi 1.458% per hari atau 5.249% per tahun yang terdiri dari 2 reksadana dari 2 jenis reksadana (saham dan campuran).
3. Semakin tinggi return yang dihasilkan semakin tinggi pula tingkat risiko yang di terima. Ini menunjukkan bahwa hubungan *risk* dan *return* yang diharapkan dalam investasi merupakan hubungan yang searah dan linier.
4. Dari hasil simulasi menunjukkan bahwa proporsi dana terbanyak pada jenis reksadana Pendapatan Tetap menghasilkan *return* terkecil, sedangkan return terbesar dapat dihasilkan jika proporsi dana terbanyak di investasikan pada

reksadanan jenis saham.

5. Dari 183 reksadana yang aktif diperdagangkan selama tahun 2005 terpilih 77 reksadana dengan *return* positif diatas *risk free*. Sehingga dapat disimpulkan bahwa investasi di reksadana pada tahun 2005 dinilai masih menguntungkan.

### 5.2 Manfaat Penelitian Bagi Investor

1. Pada kenyataannya para pelaku bisnis melakukan portofolio jika berinvestasi pada produk reksadana, sehingga penelitian ini dapat memberikan masukan kepada pelaku bisnis baik perusahaan maupun perorangan dalam melakukan keputusan investasi yang akan dilakukan pada reksa dana.
2. Memberikan pedoman bagi pemodal untuk mengalokasikan dana dengan return tertentu yang mengandung risiko yang lebih kecil dengan membentuk portofolio.
3. Dengan menggunakan bantuan program *modern investment theory*, investor dapat dengan mudah menghitung *expected return*, tingkat risiko maupun koefisien korelasi yang terdapat pada daerah *efficient frontier*.
4. Dari penelitian ini diperoleh 77 reksadana unggulan, diharapkan dapat menjadi pertimbangan investor dalam menentukan investasi pada tahun berikutnya.

### 5.3 Saran

1. Untuk peneliti selanjutnya yang akan melakukan penelitian sama, hendaknya lebih selektif dalam menentukan sampel penelitian dengan menambah jumlah dan jangka waktu pengamatan.
2. Reksadana sebenarnya sudah merupakan portofolio, tapi hendaknya jika ingin berinvestasi di *asset financial* perlu untuk diteliti kembali karena masalah pokok

dalam keputusan investasi adalah antara *expected return* dan risiko.

3. Pemilihan jenis reksadana untuk investasi hendaknya memperhatikan aspek perekonomian yang sedang terjadi, karena sangat mempengaruhi tinggi rendahnya Nilai Aktiva Bersih (NAB).



## Daftar Pustaka

- Adiningsih, Sri dan Hardi, Amirullah Setya, 1998. *Prospek Reksa dana sebagai Sarana Investasi di Indonesia*, Tesis S-2, Magister Manajemen Universitas Gadjah Mada, Yogyakarta.
- Bapepam, Kep-08/PM/2005, tentang Peraturan No.IV.C.4, Pedoman Pengelolaan Reksa dana.
- Bowo W, Suhardjo, 2006, *Industri Reksa dana Indonesia Tetap Menjanjikan*, Artikel online, Investor.
- Husnan, Suad, 2003, *Dasar-Dasar Portofolio dan Analisis Sekuritas*, UPP AMP YKPN, Yogyakarta.
- Kurnia, Ridiani, 2006, *Perkembangan Reksa dana*, Artikel online
- Nurpan, 2001, *Strategi Investasi Portofolio Produk Reksa dana di Indonesia*, Tesis S-2, Magister Ekonomi Pembangunan Universitas Gadjah Mada, Yogyakarta.
- Riphat, Singgih, 1997. *Reksa dana sebagai Instrumen Baru di Pasar Modal*, PT Balai Pustaka (Persero), Jakarta.
- Sekretariat Negara, UU No.8 Tahun 1995, tentang Pasar Modal.
- Sriwiyono, 2003, *Harus Jeli Memilih Instrumen Investasi*, Artikel online, TEMPO Interaktif, Jakarta.
- Tandelilin, Eduardus, 2001, *Analisis Investasi dan Manajemen Portofolio*, BPFE, Yogyakarta.
- Turino, Harris, 2005, *Up Date Indonesian Mutual Fund Industry*, Temu rekan FTJENET.
- \_\_\_\_\_, 20/09/2005, Menkeu Minta Manajer Investasi Reksa dana Patuhi Peraturan, ([www.kompas.com/utama/news/0509/20/142313.htm](http://www.kompas.com/utama/news/0509/20/142313.htm))
- \_\_\_\_\_, 06/03/2006. Reksa dana Masihkah Menarik?, [www.republika.co.id/koran\\_detail.asp?id=238201](http://www.republika.co.id/koran_detail.asp?id=238201)
- \_\_\_\_\_, Reksadana, [www.cs@danamas.com](http://www.cs@danamas.com)

Ang, Robbert, 1997, *The Intelligent Guide to Indonesian Capital Market*, Mediasoft Indonesia

Yusrialis, 2006, *Pengujian Konsistensi Sharpe, Treynor dan Jensen Measure untuk Evaluasi Kinerja Reksa dana Saham dibandingkan Investasi Portofolio Individu di Bursa Efek Jakarta*, Tesis S-2, Magister Ekonomika Pembangunan Universitas Gadjah Mada, Yogyakarta



**Lampiran 1**  
**Data perkembangan NAB bulan Januari 2005**

	Reksadana jenis pendapatan tetap	31-Dec-04	03-Jan-05	05-Jan-05	06-Jan-05	07-Jan-05	10-Jan-05	11-Jan-05	12-Jan-05	13-Jan-05
1	AA Investa Reksa Dollar(Rp)	1,219.03	1,213.33	1,213.73	1,210.68	1,214.14	1,213.44	1,211.68	1,209.93	1,194.45
2	AA Investa Reksa Dollar(USD)	0.13031	0.13040	0.13044	0.13046	0.13048	0.13055	0.13057	0.13059	0.13061
3	AA-MAN Optima	1,022.95	1,030.82	1,032.54	1,035.51	1,036.60	1,038.85	1,039.18	1,040.32	1,043.47
4	AA-MAN Pendapatan Tetap	1,109.63	1,118.38	1,120.27	1,121.43	1,122.14	1,123.69	1,124.07	1,125.17	1,127.97
5	AAA Bond Fund	1,200.01	1,201.34	1,202.00	1,202.40	1,202.76	1,203.91	1,204.28	1,204.65	1,205.01
6	ABN Amro Dana Dollar AS (USD)	0.261	0.261	0.261	0.261	0.261	0.2609	0.2609	0.2609	0.2609
7	ABN Amro Dana Dollar AS(NAB Indikasi)	2,441.54	2,428.36	2,428.24	2,421.69	2,428.17	2,425.46	2,421.21	2,417.13	2,385.71
8	ABN Amro Dana Hasil Berkala	1,302.79	1,305.24	1,304.55	1,306.81	1,307.85	1,308.85	1,309.39	1,314.03	1,310.80
9	ABN Amro Dana Pendapatan Tetap	1,045.44	1,046.40	1,046.88	1,047.25	1,047.62	1,048.51	1,048.76	1,048.96	1,049.05
10	Bahana Dana Arjuna	1,029.36	1,044.22	1,034.64	1,035.59	1,036.50	1,037.25	1,037.33	1,037.69	1,038.96
11	Bataja Pendapatan Tetap	1,129.78	1,101.10	1,100.79	1,101.03	1,102.28	1,103.04	1,103.30	1,103.55	1,103.80
12	Berlian	1,172.33	1,180.91	1,196.80	1,201.71	1,204.39	1,207.64	1,212.37	1,215.43	1,221.29
13	BIG Dana Likuid	1,534.05	1,535.37	1,536.28	1,536.73	1,537.18	1,538.54	1,539.00	1,539.45	1,540.01
14	BNI Dana Berbunga Dua	1,539.91	1,541.58	1,542.46	1,542.90	1,543.34	1,545.06	1,545.44	1,545.85	1,546.27
15	BNI Dana Lancar	1,420.16	1,421.23	1,421.84	1,422.14	1,422.46	1,423.46	1,423.80	1,424.00	1,424.34
16	BNI Dana Plus	1,301.96	1,303.28	1,303.92	1,304.24	1,304.59	1,305.57	1,305.95	1,306.27	1,306.60
17	BNI Dana Syariah	1,082.95	1,084.38	1,085.09	1,085.44	1,085.78	1,086.72	1,087.04	1,087.40	1,087.76
18	Brahma MAXIMA	1,086.30	1,087.24	1,087.87	1,088.21	1,088.51	1,089.45	1,090.06	1,090.38	1,100.78
19	Brent Dana Tetap	1,058.96	1,060.20	1,060.83	1,061.14	1,061.45	1,063.49	1,063.80	1,064.57	1,064.88
20	Brivestama Pasti	1,161.60	1,161.60	1,185.73	1,194.67	1,199.34	1,200.12	1,200.24	1,200.50	1,200.76
21	CAM Dana Mantap	1,151.96	1,156.86	1,156.77	1,157.50	1,157.83	1,159.10	1,159.36	1,159.98	1,161.04
22	Citireksadana Rupiah Plus	1,092.11	1,093.73	1,095.88	1,096.41	1,096.78	1,097.59	1,097.94	1,098.19	1,099.14
23	Corfina Rupiah Plus	1,000.00	1,000.00	1,000.00	1,000.00	1,000.00	1,000.00	1,000.00	1,000.00	1,000.00
24	CorfinaCapital Pendapatan Tetap	1,153.98	1,155.60	1,165.61	1,167.29	1,167.89	1,169.65	1,170.24	1,171.10	1,174.22
25	Dana Likuid Kombinasi	1,025.82	1,026.82	1,027.31	1,027.79	1,028.03	1,028.77	1,029.02	1,029.26	1,029.53
26	Dana Pasti	1,167.58	1,168.88	1,169.58	1,169.88	1,170.20	1,170.98	1,171.23	1,171.47	1,171.71
27	Dana Sejahtera Optima	1,095.32	1,095.75	1,100.86	1,101.43	1,101.82	1,102.71	1,103.27	1,103.90	1,105.57
28	Dana Tetap Arjuna	1,017.72	1,022.27	1,023.75	1,024.91	1,025.07	1,026.09	1,026.38	1,027.08	1,029.07
29	Dana Tetap Instan	1,053.74	1,058.29	1,065.40	1,066.29	1,066.45	1,067.58	1,067.61	1,067.65	1,070.86
30	Dana Tetap Optima	1,184.89	1,186.22	1,186.88	1,187.34	1,187.71	1,188.78	1,189.05	1,189.60	1,189.97
31	Danamas Dollar(Rp)	9,593.34	9,546.26	9,548.38	9,523.78	9,550.50	9,543.38	9,529.02	9,514.68	9,293.49
32	Danamas Dollar(US\$)	1.025478	1.025929	1.026156	1.02627	1.026384	1.026722	1.026835	1.026949	1.027063
33	Danamas Mantap	1,382.99	1,384.98	1,385.97	1,386.46	1,386.96	1,388.44	1,388.93	1,389.43	1,389.92
34	Danamas Pasti	1,215.03	1,216.36	1,217.03	1,217.36	1,217.70	1,218.70	1,219.03	1,219.37	1,219.70
35	Danareksa Gebyar Indonesia	1,227.75	1,229.03	1,229.67	1,229.99	1,230.32	1,231.18	1,231.50	1,231.82	1,232.31
36	Dollar Plus(Rp)	1,172.70	1,168.93	1,169.61	1,170.68	1,168.54	1,170.20	1,168.51	1,157.63	1,150.82

	Reksadana jenis pendapatan tetap	31-Dec-04	03-Jan-05	05-Jan-05	06-Jan-05	07-Jan-05	10-Jan-05	11-Jan-05	12-Jan-05	13-Jan-05
37	Dollar Plus(US\$)	0.12572	0.12577	0.12580	0.12581	0.12583	0.12587	0.12588	0.12590	0.12591
38	Dompot Dhuafa-BTS Syariah	1,036.27	1,036.99	1,037.34	1,037.52	1,037.70	1,037.91	1,037.85	1,037.99	1,038.13
39	EKOFIX	1,104.08	1,129.50	1,129.81	1,130.33	1,131.26	1,131.94	1,132.58	1,133.25	1,135.37
40	First State Ind. Bond Fund	1,074.65	1,077.94	1,079.60	1,080.96	1,081.85	1,083.43	1,083.45	1,084.41	1,087.22
41	Fortis Lestari Dua	1,161.08	1,162.24	1,162.77	1,163.23	1,163.51	1,164.16	1,164.34	1,164.64	1,165.04
42	Ganesha Abadi	1,105.62	1,107.59	1,119.97	1,120.24	1,120.85	1,121.10	1,121.75	1,122.14	1,124.87
43	GK Goh Rupiah	1,148.85	1,149.99	1,150.66	1,152.54	1,152.86	1,153.83	1,155.82	1,156.15	1,157.15
44	GKGoh Dollar(Rp)	1,161.73	1,156.14	1,156.45	1,153.49	1,156.75	1,155.97	1,154.26	1,152.55	1,139.00
45	GKGoh Dollar(USD)	0.12418	0.12425	0.12428	0.12430	0.12432	0.12437	0.12438	0.12440	0.12455
46	GMT Dana Pasti	1,269.08	1,270.28	1,271.36	1,272.62	1,273.60	1,274.17	1,274.60	1,275.55	1,275.98
47	Indovest Dana Obligasi	2,131.42	2,132.87	2,133.87	2,143.00	2,143.50	2,145.00	2,145.50	2,146.82	2,147.32
48	Investasi Reksa Premium	1,016.64	1,017.67	1,018.18	1,018.44	1,018.70	1,019.47	1,019.73	1,019.99	1,020.25
49	ITB-Niaga	1,113.70	1,113.70	1,115.93	1,116.27	1,116.61	1,117.59	1,117.92	1,118.35	1,118.68
50	Jisawi Fix Plus	1,230.71	1,232.20	1,232.94	1,233.32	1,233.69	1,234.74	1,235.31	1,235.59	1,235.97
51	LIPPO Dana Mantap	1,334.12	1,340.59	1,341.87	1,342.78	1,343.36	1,344.95	1,345.35	1,345.69	1,347.77
52	Mahanusa Dana Optimum	1,112.18	1,112.55	1,111.72	1,097.02	1,086.70	1,085.83	1,090.29	1,092.23	1,090.97
53	Mahanusa Dana Stabil	1,000.83	1,002.01	1,002.83	1,002.88	1,004.01	1,005.72	1,005.79	1,006.43	1,008.72
54	Mahanusa Obligasi Negara	1,142.31	1,146.05	1,151.27	1,156.26	1,157.90	1,160.22	1,161.36	1,161.92	1,166.41
55	Mandiri Investa Dollar AS (Rp)	1,151.61	1,147.41	1,147.36	1,144.26	1,147.31	1,146.11	1,144.27	1,142.43	1,127.99
56	Mandiri Investa Dollar AS (USD)	0.1231	0.1233	0.1233	0.1233	0.1233	0.1233	0.1233	0.1233	0.1233
57	Manulife Obligasi Negara Indonesia	1,128.52	1,133.10	1,140.68	1,142.58	1,142.96	1,143.30	1,143.44	1,143.75	1,147.57
58	Manulife Obligasi Unggulan	1,122.65	1,126.68	1,128.21	1,128.96	1,129.88	1,131.06	1,131.21	1,131.83	1,135.29
59	Manulife Obligasi Variabel Negara	1,082.68	1,083.09	1,083.33	1,083.42	1,083.46	1,083.72	1,083.85	1,083.96	1,084.00
60	Manulife Pendapatan Bulanan	1,018.63	1,023.27	1,029.18	1,030.20	1,030.35	1,031.30	1,031.31	1,031.45	1,034.64
61	Master Pundi	1,220.11	1,218.87	1,217.52	1,217.82	1,216.49	1,219.02	1,217.15	1,217.61	1,218.91
62	MR BOND	1,221.22	1,222.67	1,223.39	1,223.79	1,224.27	1,225.46	1,225.83	1,226.20	1,226.59
63	Niaga Pendapatan Tetap B	1,274.62	1,276.18	1,276.73	1,277.17	1,277.69	1,278.82	1,279.21	1,280.08	1,280.41
64	Niaga Pendapatan Tetap C	1,021.31	1,022.31	1,020.76	1,023.09	1,023.42	1,024.05	1,024.34	1,024.56	1,024.83
65	Niaga Smart Fund	1,220.24	1,218.20	1,218.49	1,218.64	1,219.44	1,220.08	1,220.29	1,220.50	1,220.71
66	Nikko Bond Nusantara	1,268.84	1,270.28	1,272.43	1,272.35	1,272.45	1,273.16	1,273.68	1,274.21	1,274.87
67	Nikko Bunga Nusantara	1,276.39	1,278.05	1,278.95	1,279.33	1,279.94	1,281.09	1,281.19	1,281.84	1,282.26
68	Nikko Gebyar Indonesia	1,179.44	1,180.16	1,180.82	1,181.16	1,181.37	1,182.33	1,182.54	1,182.61	1,182.95
69	Nikko Indah Nusantara	1,499.27	1,501.29	1,501.97	1,502.32	1,502.67	1,503.72	1,504.27	1,504.82	1,505.79
70	Nikko Swarnadwipa	1,163.16	1,163.81	1,164.97	1,165.88	1,166.08	1,166.88	1,166.81	1,167.07	1,167.14
71	Nikko Tron	1,448.24	1,449.28	1,451.93	1,453.41	1,454.05	1,455.39	1,456.18	1,456.60	1,456.99
72	NISP DANA MANTAB	1,000.00	1,000.00	1,000.00	1,000.00	1,000.00	1,000.00	1,000.00	1,000.00	1,000.00
73	NISP Dana Tetap	1,333.66	1,335.65	1,336.65	1,337.15	1,337.63	1,339.06	1,339.52	1,339.98	1,340.45
74	Optima Fund	1,019.60	1,020.34	1,020.84	1,021.58	1,022.50	1,023.60	1,023.88	1,024.09	1,025.80
75	Optima Obligasi	1,144.43	1,145.88	1,146.62	1,146.99	1,147.40	1,148.52	1,148.89	1,149.26	1,149.63

	Reksadana jenis pendapatan tetap	31-Dec-04	03-Jan-05	05-Jan-05	06-Jan-05	07-Jan-05	10-Jan-05	11-Jan-05	12-Jan-05	13-Jan-05
76	Panin Dana Optima	1,322.32	1,322.49	1,320.95	1,321.01	1,321.07	1,321.27	1,321.33	1,321.39	1,321.46
77	Panin Dana Utama Plus	1,306.82	1,308.67	1,309.39	1,309.74	1,310.09	1,311.15	1,311.51	1,311.89	1,312.26
78	Panin Gebyar Indonesia	1,214.31	1,216.54	1,217.93	1,218.19	1,218.46	1,219.26	1,219.53	1,219.79	1,220.05
79	Paramitra Platinum	1,215.85	1,216.67	1,216.90	1,217.12	1,217.33	1,218.43	1,218.74	1,219.08	1,219.45
80	Pavillion Dana Anugrah	1,039.84	1,040.69	1,041.23	1,041.49	1,041.76	1,042.56	1,043.45	1,043.55	1,043.81
81	Pendapatan Tetap Abadi	1,177.57	1,173.31	1,179.69	1,180.45	1,180.99	1,182.23	1,182.91	1,183.63	1,185.72
82	Pendapatan Tetap Abadi 2	1,077.79	1,074.66	1,075.92	1,076.17	1,076.71	1,080.34	1,080.78	1,081.10	1,081.68
83	Pendapatan Tetap Sentosa	1,070.26	1,064.87	1,069.51	1,069.97	1,070.30	1,071.05	1,071.82	1,072.15	1,073.56
84	PERMATAINVES	1,148.95	1,150.11	1,150.73	1,151.30	1,151.82	1,152.84	1,153.15	1,153.55	1,153.89
85	Phinisi Dana Tetap Pemerintah	1,673.35	1,680.87	1,690.22	1,692.03	1,692.47	1,693.57	1,693.61	1,694.05	1,700.04
86	Platinum Tetap	1,120.50	1,131.66	1,133.85	1,134.26	1,134.54	1,135.49	1,135.87	1,136.69	1,139.09
87	Premier Dinamis	1,167.56	1,168.13	1,178.09	1,179.19	1,179.56	1,181.47	1,181.78	1,181.80	1,181.93
88	Premier Optima	1,306.23	1,327.53	1,331.97	1,336.92	1,334.24	1,329.15	1,326.25	1,326.71	1,326.03
89	Premier Stabil	1,158.05	1,158.88	1,163.71	1,163.99	1,164.03	1,165.72	1,166.24	1,166.75	1,168.23
90	Prestasi Gebyar Indonesia	1,129.42	1,133.50	1,134.99	1,135.74	1,136.50	1,138.05	1,138.55	1,138.98	1,141.44
91	Prime Fund	1,000.00	1,001.13	1,001.56	1,004.05	1,002.19	1,003.03	1,003.33	1,003.67	1,004.07
92	Pundi Reksa Dolar(Rp)	1,200.73	1,194.94	1,195.25	1,192.20	1,195.57	1,194.76	1,192.99	1,192.22	1,175.96
93	Pundi Reksa Dolar(US\$)	0.128352	0.12842	0.128453	0.12847	0.128487	0.128538	0.128555	0.128573	0.128591
94	Pundi Reksa Rupiah	1,165.07	1,166.17	1,166.71	1,166.99	1,167.31	1,168.27	1,168.55	1,168.83	1,169.10
95	Reksa Dana Gajah Mada	1,392.25	1,393.74	1,394.78	1,395.36	1,395.80	1,397.08	1,397.54	1,397.90	1,398.43
96	Reksa Dana Nikko Cemerlang Nusantara	1,044.52	1,044.52	1,044.98	1,045.17	1,047.83	1,049.12	1,049.31	1,049.36	1,049.40
97	Reksa Dana PNM Amanah Syariah	1,035.00	1,036.86	1,037.49	1,037.68	1,037.97	1,038.43	1,038.49	1,038.93	1,039.21
98	Reksa Dana PNM Dana Sejahtera	1,676.61	1,677.78	1,678.99	1,679.38	1,679.78	1,680.98	1,681.12	1,681.94	1,682.48
99	Reksa Dana Prima Reksa	1,385.11	1,385.11	1,386.20	1,386.39	1,386.57	1,387.12	1,387.30	1,387.48	1,387.66
100	Reksa Dana Prima Reksa Pdpt Tetap	1,042.69	1,042.69	1,043.99	1,044.78	1,044.83	1,045.32	1,045.28	1,045.43	1,046.30
101	Reksa Panin	1,342.61	1,344.01	1,344.71	1,345.38	1,345.78	1,346.94	1,347.21	1,347.60	1,348.34
102	Reksa V-Plus	1,339.93	1,341.50	1,342.29	1,344.30	1,346.37	1,348.94	1,349.97	1,351.67	1,353.33
103	REKSA V-PLUS 2	1,101.96	1,103.28	1,103.93	1,106.21	1,107.44	1,109.92	1,111.69	1,112.98	1,114.27
104	Reksadana Buana 88 Pendapatan Tetap	1,376.78	1,378.16	1,378.65	1,379.00	1,379.36	1,380.04	1,380.23	1,380.53	1,380.79
105	Reksadana ORI	1,173.87	1,174.88	1,175.49	1,175.80	1,176.10	1,177.04	1,177.35	1,177.66	1,177.98
106	Reksadana Pdpt Tetap Bunga Bangsa	1,231.14	1,232.82	1,233.67	1,234.30	1,234.71	1,235.78	1,236.14	1,237.40	1,237.81
107	Reksadana RIDO DUA	1,187.88	1,188.91	1,189.51	1,189.84	1,190.17	1,191.15	1,191.67	1,191.99	1,192.24
108	Samuel Dana Pasti	1,240.24	1,241.38	1,242.20	1,243.01	1,243.82	1,244.93	1,245.31	1,245.70	1,246.14
109	Schroder Dana Andalan	1,028.33	1,029.12	1,030.01	1,030.31	1,030.47	1,031.35	1,031.55	1,031.28	1,031.63
110	Schroder Dana Mantap Plus	1,276.84	1,281.10	1,283.34	1,285.08	1,285.96	1,287.46	1,288.22	1,289.16	1,292.42
111	Semesta Obligasi Indonesia	1,047.62	1,048.42	1,049.60	1,049.65	1,049.69	1,050.26	1,050.25	1,050.07	1,051.84
112	Si Dana Obligasi Plus	1,206.78	1,159.96	1,160.43	1,160.64	1,160.89	1,161.60	1,161.90	1,162.21	1,162.51
113	SiDana Obligasi Prima	1,191.93	1,192.77	1,193.10	1,193.20	1,193.31	1,193.46	1,193.58	1,193.70	1,193.81
114	Sulut Fund Stabil	1,224.52	1,225.61	1,226.46	1,226.91	1,227.36	1,228.15	1,228.92	1,229.33	1,229.73



	Reksadana jenis pendapatan tetap	31-Dec-04	03-Jan-05	05-Jan-05	06-Jan-05	07-Jan-05	10-Jan-05	11-Jan-05	12-Jan-05	13-Jan-05
115	Surya	1,005.03	1,005.03	1,006.59	1,006.90	1,007.25	1,008.17	1,008.48	1,008.76	1,009.38
116	Telur Emas	1,193.76	1,195.64	1,196.37	1,196.71	1,197.05	1,199.01	1,199.42	1,199.86	1,200.23
117	Tiga Pilar Dana Tetap	1,087.74	1,089.06	1,089.73	1,094.13	1,081.86	1,083.56	1,083.23	1,083.46	1,083.15
118	Trimegah Dana Tetap	1,514.25	1,515.92	1,516.76	1,517.18	1,517.60	1,518.90	1,519.33	1,519.77	1,520.20
119	Yudistira	112.61	112.49	112.75	112.5	111.99	111.74	112	112	111.74
	Reksadanan jenis Saham	31-Dec-04	03-Jan-05	05-Jan-05	06-Jan-05	07-Jan-05	10-Jan-05	11-Jan-05	12-Jan-05	13-Jan-05
1	ABN Amro Dana Saham	2,043.00	2,040.28	2,075.87	2,109.06	2,103.27	2,071.83	2,056.93	2,042.71	2,065.77
2	Arjuna	562.68	560.88	571.73	576.65	576.68	571.33	570.63	569.73	573.01
3	Bahana Dana Prima	3,139.97	3,135.24	3,199.97	3,245.59	3,252.28	3,206.47	3,176.98	3,166.55	3,210.52
4	BIG Nusantara	727.9	727.9	732.94	746.31	752.2	741.85	743.23	748.78	754.07
5	Bima	578.34	578.44	578.68	579	579.29	578.92	578.82	578.75	578.96
6	BNI Dana Berkembang	1,457.52	1,471.97	1,508.84	1,530.59	1,554.28	1,515.61	1,514.60	1,499.11	1,522.20
7	CitiReksaDana Ekuitas	2,590.99	2,595.49	2,634.71	2,676.89	2,658.89	2,620.53	2,601.56	2,593.53	2,621.66
8	Dana Sentosa	1,271.43	1,273.82	1,290.31	1,316.24	1,337.38	1,303.38	1,320.20	1,310.80	1,328.56
9	Danareksa Mawar	1,828.83	1,820.39	1,846.14	1,862.13	1,851.14	1,827.39	1,823.24	1,821.39	1,844.72
10	Manulife Dana Saham	2,072.43	2,074.57	2,110.50	2,137.71	2,136.77	2,111.43	2,091.97	2,089.54	2,119.93
11	Master Dinamis	1,141.02	1,143.96	1,158.39	1,178.05	1,177.48	1,162.88	1,155.35	1,150.83	1,160.59
12	Nikko Saham Nusantara	862.87	849.97	841.76	839.86	841.1	833.35	836.24	841.28	838.61
13	Panin Dana Maksima	5,939.50	5,944.45	6,002.62	6,048.23	6,049.68	6,007.10	6,004.86	5,990.62	6,019.18
14	Phinisi Dana Saham	3,699.95	3,705.02	3,778.71	3,835.06	3,836.65	3,782.18	3,749.52	3,743.04	3,802.64
15	Platinum Saham	1,383.07	1,390.40	1,426.53	1,456.92	1,474.13	1,450.75	1,461.96	1,460.13	1,481.99
16	Rencana Cerdas	2,385.50	2,383.31	2,425.02	2,452.22	2,438.97	2,403.37	2,388.43	2,378.32	2,394.18
17	Schroder Dana Istimewa	998.81	1,000.96	1,008.19	1,021.18	1,026.32	1,019.69	1,019.91	1,024.00	1,032.16
18	Schroder Dana Prestasi Plus	4,615.12	4,614.02	4,671.89	4,729.96	4,712.70	4,650.58	4,628.29	4,615.87	4,661.58
19	Si Dana Saham	8,426.59	8,476.48	8,601.16	8,692.84	8,715.20	8,624.29	8,595.05	8,585.66	8,680.27
	Reksadana jenis Campuran	31-Dec-04	03-Jan-05	05-Jan-05	06-Jan-05	07-Jan-05	10-Jan-05	11-Jan-05	12-Jan-05	13-Jan-05
1	AAA Balanced Fund	1,231.87	1,236.32	1,250.84	1,257.88	1,255.31	1,247.07	1,239.68	1,237.99	1,243.17
2	AAA Syariah Fund	1,096.21	1,096.21	1,105.27	1,107.06	1,107.92	1,104.74	1,101.72	1,102.81	1,099.41
3	Bahana Dana Infrastruktur	1,993.89	2,008.52	2,036.40	2,061.61	2,074.67	2,052.73	2,032.67	2,032.58	2,048.98
4	Bahana Dana Selaras	1,893.78	1,892.01	1,918.66	1,933.38	1,937.77	1,919.93	1,910.36	1,907.36	1,924.35
5	Bangun Indonesia	1,399.59	1,397.80	1,418.22	1,421.72	1,433.21	1,442.12	1,455.91	1,475.72	1,499.02
6	Batasa Syariah	1,178.66	1,192.97	1,195.12	1,194.40	1,195.63	1,196.54	1,196.83	1,197.17	1,197.52
7	BIG Palapa	794.04	794.04	794.29	801.25	809.15	798.43	801.91	796.42	791.8
8	BNI Dana Fleksible	1,618.16	1,621.99	1,632.01	1,639.59	1,644.59	1,631.37	1,630.01	1,628.15	1,635.86
9	BNI Dana Plus Syariah	1,082.50	1,083.92	1,084.63	1,084.99	1,085.34	1,086.34	1,086.69	1,087.04	1,087.40
10	Brahma OPTIMA	1,095.27	1,096.24	1,098.69	1,098.96	1,099.24	1,099.57	1,099.46	1,099.95	1,108.52
11	BSM Investa Berimbang	1,012.41	1,012.97	1,013.72	1,014.23	1,015.54	1,016.15	1,016.38	1,017.39	1,018.41
12	Dana Investa Bersama(*)	1,000.00	1,000.35	1,000.43	1,000.63	1,000.80	1,001.30	1,001.46	1,001.63	1,001.80
13	Dana Selaras Dinamis	1,151.65	1,152.36	1,163.67	1,168.28	1,171.29	1,169.30	1,167.32	1,167.77	1,173.18

	Reksadana jenis Campuran	31-Dec-04	03-Jan-05	05-Jan-05	06-Jan-05	07-Jan-05	10-Jan-05	11-Jan-05	12-Jan-05	13-Jan-05
14	Danareksa Anggrek	1,645.32	1,644.72	1,659.39	1,672.57	1,673.49	1,657.67	1,651.14	1,648.18	1,665.45
15	Danareksa Syariah Berimbang	1,571.98	1,581.39	1,587.41	1,601.41	1,611.86	1,599.96	1,593.53	1,592.07	1,597.19
16	Dhanawibawa Progresif	1,038.84	1,039.62	1,040.98	1,041.19	1,041.30	1,041.51	1,042.17	1,042.16	1,042.14
17	DUIT	4,733.15	4,736.81	4,738.40	4,739.51	4,740.75	4,742.75	4,743.55	4,744.38	4,745.22
18	First State Arjuna Fund	1,023.76	1,025.80	1,027.14	1,028.36	1,029.18	1,029.31	1,029.44	1,029.78	1,031.93
19	First State Ind. Balanced Fund	1,115.62	1,118.28	1,121.85	1,124.82	1,126.20	1,123.74	1,123.90	1,124.26	1,127.84
20	Fortis Pesona	3,737.32	3,765.73	3,835.24	3,893.56	3,900.64	3,845.07	3,815.92	3,807.35	3,857.38
21	Garuda Satu	3,480.27	3,466.86	3,475.21	3,479.65	3,492.68	3,486.79	3,472.10	3,471.93	3,460.05
22	Investasi Reksa Plus	1,018.08	1,019.04	1,021.57	1,023.49	1,024.42	1,025.06	1,025.15	1,025.81	1,026.66
23	Jisawi Mix	1,799.16	1,801.44	1,811.81	1,825.76	1,826.34	1,816.62	1,812.63	1,808.96	1,818.97
24	Mahanusa Dana Kapital	1,707.68	1,701.75	1,714.19	1,747.83	1,773.38	1,732.98	1,731.59	1,727.20	1,742.62
25	Manulife Dana Campuran	1,669.99	1,674.30	1,695.75	1,710.61	1,711.33	1,700.33	1,690.94	1,690.77	1,708.86
26	Master Berimbang	1,204.04	1,209.19	1,213.95	1,232.96	1,233.61	1,221.14	1,214.97	1,212.91	1,217.50
27	Mega Dana Kombinasi	1,750.40	1,750.34	1,751.65	1,756.90	1,757.11	1,753.67	1,754.34	1,753.52	1,754.19
28	MR.FLEX	2,467.61	2,469.14	2,498.93	2,525.69	2,523.25	2,505.66	2,499.77	2,490.50	2,511.96
29	Portfolio Dinamis Plus	1,103.08	1,104.65	1,107.80	1,111.63	1,111.65	1,110.14	1,109.81	1,109.60	1,112.07
30	Reksa Dana Paramitra Optimum	1,005.25	1,002.34	1,005.64	1,006.31	1,007.20	1,008.53	1,007.60	1,008.79	1,010.95
31	Reksa Dana PNM Syariah	1,452.77	1,465.54	1,474.95	1,487.56	1,494.91	1,479.65	1,468.03	1,467.35	1,466.13
32	Reksa Dana Prima	1,164.04	1,168.87	1,188.71	1,211.10	1,225.55	1,199.44	1,209.14	1,203.34	1,214.38
33	Reksadana DANA TIRTA	1,141.36	1,140.37	1,183.47	1,201.24	1,205.85	1,198.65	1,196.07	1,193.38	1,212.42
34	Reksadana PG Synergy	1,149.05	1,150.48	1,150.98	1,151.24	1,151.48	1,152.31	1,152.63	1,152.94	1,153.24
35	SAM Dana Berkembang	3,451.73	3,482.96	3,522.94	3,578.56	3,584.43	3,515.06	3,513.55	3,500.87	3,529.07
36	Schroder Dana Kombinasi	1,000.44	1,001.45	1,001.62	1,003.04	1,002.46	1,002.08	1,001.91	1,002.43	1,006.08
37	Schroder Dana Prestasi	5,065.22	5,082.03	5,132.52	5,188.10	5,175.81	5,115.19	5,093.20	5,083.21	5,126.81
38	Schroder Dana Terpadu	3,325.94	3,339.17	3,356.47	3,383.19	3,377.16	3,348.82	3,344.43	3,339.30	3,362.13
39	Semesta Dana Maxima	1,044.78	1,045.32	1,045.46	1,046.73	1,046.78	1,047.05	1,046.83	1,046.23	1,050.09
40	Si Dana Dinamis	1,913.83	1,932.34	1,958.16	1,980.03	1,986.68	1,967.00	1,962.71	1,961.60	1,978.97
41	Si Dana Fleksi	3,328.18	3,349.72	3,372.36	3,395.16	3,404.66	3,383.33	3,378.79	3,379.71	3,405.08
42	Simas Satu	1,922.54	1,925.77	1,932.43	1,937.84	1,943.03	1,934.14	1,932.73	1,927.51	1,932.55
43	Supra Surya Maxima	996.9	1,002.09	1,004.33	1,007.62	1,005.79	1,002.59	1,000.83	1,005.90	1,006.80
44	Tiga Pilar Dana Flexi	1,042.65	1,040.82	1,040.14	1,046.99	1,049.26	1,042.81	1,040.13	1,039.42	1,041.19
45	Trimegah Dana Kombinasi	1,785.64	1,789.33	1,804.94	1,818.90	1,809.27	1,787.46	1,781.62	1,777.45	1,800.13

	Reksadana jenis pendapatan tetap	14-Jan-05	17-Jan-05	18-Jan-05	19-Jan-05	24-Jan-05	25-Jan-05	26-Jan-05	27-Jan-05	28-Jan-05	31-Jan-05
1	AA Investa Reksa Dollar(Rp)	1,196.61	1,194.84	1,195.69	1,195.24	1,196.38	1,194.77	1,196.94	1,194.92	1,196.70	1,199.93
2	AA Investa Reksa Dollar(USD)	0.13063	0.13066	0.13068	0.13070	0.13077	0.13079	0.13081	0.13084	0.13086	0.13093
3	AA-MAN Optima	1,043.51	1,043.56	1,043.72	1,043.98	1,044.11	1,044.39	1,045.61	1,045.90	1,046.18	1,047.10
4	AA-MAN Pendapatan Tetap	1,128.02	1,128.08	1,128.48	1,129.87	1,132.31	1,133.11	1,133.84	1,134.09	1,134.42	1,135.05
5	AAA Bond Fund	1,205.38	1,206.49	1,206.85	1,207.22	1,209.05	1,209.42	1,209.79	1,210.16	1,210.77	1,211.79
6	ABN Amro Dana Dollar AS (USD)	0.2609	0.2609	0.2609	0.2609	0.2608	0.2608	0.2608	0.2608	0.2608	0.2608
7	ABN Amro Dana Dollar AS(NAB Indikasi)	2,389.59	2,385.58	2,386.85	2,385.51	2,386.39	2,382.71	2,386.59	2,382.12	2,385.22	2,390.34
8	ABN Amro Dana Hasil Berkala	1,311.55	1,312.54	1,312.99	1,313.46	1,315.78	1,316.14	1,316.69	1,317.24	1,317.63	1,318.69
9	ABN Amro Dana Pendapatan Tetap	1,049.38	1,050.26	1,050.51	1,050.86	1,052.51	1,052.82	1,053.20	1,053.50	1,053.79	1,054.52
10	Bahana Dana Arjuna	1,039.21	1,040.73	1,040.96	1,041.30	1,043.02	1,043.42	1,043.83	1,043.94	1,044.12	1,044.68
11	Batasa Pendapatan Tetap	1,102.11	1,102.94	1,103.26	1,103.58	1,105.16	1,105.47	1,105.79	1,106.12	1,106.45	1,106.92
12	Berlian	1,223.85	1,219.97	1,220.79	1,218.92	1,215.84	1,217.07	1,220.68	1,222.42	1,223.07	1,223.32
13	BIG Dana Likuid	1,540.63	1,541.99	1,542.47	1,543.15	1,545.74	1,546.66	1,547.88	1,548.75	1,549.57	1,551.64
14	BNI Dana Berbunga Dua	1,546.69	1,548.09	1,548.52	1,548.95	1,551.11	1,551.53	1,551.95	1,552.74	1,553.18	1,554.40
15	BNI Dana Lancar	1,424.67	1,425.77	1,426.11	1,426.43	1,428.15	1,428.50	1,428.82	1,429.15	1,429.47	1,430.11
16	BNI Dana Plus	1,306.99	1,308.01	1,308.33	1,308.66	1,310.22	1,310.64	1,311.21	1,311.52	1,311.87	1,312.83
17	BNI Dana Syariah	1,088.12	1,089.19	1,089.55	1,089.91	1,091.70	1,092.05	1,092.41	1,092.76	1,093.12	1,094.33
18	Brahma MAXIMA	1,101.23	1,101.77	1,102.13	1,102.77	1,105.35	1,105.63	1,109.15	1,107.64	1,108.27	1,110.76
19	Brent Dana Tetap	1,066.30	1,067.26	1,067.58	1,067.90	1,069.49	1,069.81	1,070.13	1,070.82	1,071.15	1,072.12
20	Brivestama Pasti	1,201.81	1,202.75	1,203.07	1,203.39	1,204.33	1,205.45	1,205.48	1,205.76	1,205.76	1,206.98
21	CAM Dana Mantap	1,161.81	1,161.56	1,162.00	1,163.07	1,164.94	1,165.56	1,166.30	1,167.15	1,167.74	1,168.02
22	Citireksadana Rupiah Plus	1,099.34	1,099.61	1,099.80	1,100.32	1,101.73	1,101.55	1,102.65	1,102.43	1,103.29	1,103.76
23	Corfina Rupiah Plus	999.32	999.79	1,000.00	1,000.00	1,000.00	1,000.00	1,000.00	1,000.00	1,000.00	1,000.00
24	CorfinaCapital Pendapatan Tetap	1,174.26	1,173.69	1,174.21	1,175.62	1,178.74	1,179.65	1,181.21	1,181.87	1,182.58	1,182.79
25	Dana Likuid Kombinasi	1,029.75	1,030.49	1,030.73	1,030.98	1,032.25	1,032.49	1,032.74	1,032.98	1,033.22	1,033.93
26	Dana Pasti	1,171.99	1,172.84	1,173.24	1,173.66	1,175.13	1,175.39	1,175.59	1,175.91	1,176.34	1,177.15
27	Dana Sejahtera Optima	1,105.83	1,106.34	1,106.70	1,107.57	1,109.89	1,110.35	1,110.76	1,111.35	1,111.78	1,112.26
28	Dana Tetap Arjuna	1,029.09	1,028.29	1,028.64	1,029.45	1,031.55	1,032.25	1,033.43	1,033.41	1,033.78	1,033.47
29	Dana Tetap Instan	1,071.43	1,070.80	1,070.96	1,072.98	1,076.13	1,078.06	1,078.71	1,079.13	1,079.47	1,079.58
30	Dana Tetap Optima	1,190.32	1,191.40	1,191.70	1,192.06	1,194.12	1,194.41	1,194.68	1,195.00	1,195.28	1,196.14
31	Danamas Dollar(Rp)	9,408.94	9,396.63	9,402.80	9,398.70	9,407.98	9,394.62	9,411.08	9,394.63	9,408.01	9,431.70
32	Danamas Dollar(US\$)	1.027177	1.027516	1.027629	1.027742	1.028308	1.028421	1.028534	1.028647	1.02876	1.0291
33	Danamas Mantap	1,390.42	1,391.91	1,392.40	1,392.90	1,395.38	1,395.88	1,396.38	1,396.88	1,397.37	1,398.87
34	Danamas Pasti	1,220.04	1,221.04	1,221.38	1,221.71	1,223.39	1,223.72	1,224.06	1,224.40	1,224.73	1,225.74
35	Danareksa Gebyar Indonesia	1,232.68	1,233.47	1,233.76	1,234.06	1,235.72	1,236.06	1,236.40	1,236.74	1,237.08	1,238.07
36	Dollar Plus(Rp)	1,153.79	1,150.45	1,153.10	1,153.83	1,153.89	1,152.98	1,153.16	1,153.33	1,154.08	1,154.41

	Reksadana jenis pendapatan tetap	14-Jan-05	17-Jan-05	18-Jan-05	19-Jan-05	24-Jan-05	25-Jan-05	26-Jan-05	27-Jan-05	28-Jan-05	31-Jan-05
37	Dollar Plus(US\$)	0.12593	0.12597	0.12599	0.12600	0.12605	0.12607	0.12609	0.12611	0.12613	0.12617
38	Dompot Dhuafa-BTS Syariah	1,038.27	1,039.44	1,040.44	1,040.51	1,040.86	1,041.00	1,041.14	1,041.27	1,041.40	1,041.83
39	EKOFIX	1,136.58	1,136.34	1,136.98	1,138.91	1,141.69	1,142.59	1,143.46	1,143.88	1,144.30	1,144.76
40	First State Ind. Bond Fund	1,086.83	1,085.41	1,086.01	1,087.71	1,089.71	1,090.62	1,091.51	1,092.24	1,092.46	1,092.77
41	Fortis Lestari Dua	1,165.09	1,164.54	1,164.89	1,165.60	1,167.05	1,167.94	1,169.22	1,170.18	1,170.25	1,170.34
42	Ganesha Abadi	1,125.66	1,124.96	1,125.81	1,127.46	1,129.56	1,130.16	1,130.71	1,131.16	1,131.16	1,131.67
43	GK Goh Rupiah	1,157.48	1,158.48	1,158.82	1,160.10	1,163.53	1,163.86	1,164.18	1,164.51	1,167.17	1,167.94
44	GKGoh Dollar(Rp)	1,141.02	1,139.60	1,140.38	1,142.49	1,143.75	1,142.14	1,144.12	1,142.11	1,146.52	1,149.45
45	GKGoh Dollar(USD)	0.12457	0.12462	0.12463	0.12493	0.12501	0.12503	0.12504	0.12505	0.12537	0.12542
46	GMT Dana Pasti	1,275.70	1,276.97	1,277.42	1,277.55	1,279.63	1,264.62	1,281.30	1,281.60	1,281.70	1,282.38
47	Indovest Dana Obligasi	2,147.82	2,149.32	2,149.82	2,150.32	2,152.82	2,153.32	2,153.82	2,154.32	2,154.85	2,155.78
48	Investasi Reksa Premium	1,020.51	1,021.28	1,021.54	1,021.80	1,023.10	1,023.37	1,023.63	1,023.90	1,024.18	1,024.71
49	ITB-Niaga	1,119.00	1,119.53	1,120.31	1,120.63	1,121.87	1,122.19	1,122.48	1,122.81	1,122.81	1,123.70
50	Jisawi Fix Plus	1,236.34	1,237.45	1,237.82	1,238.18	1,239.98	1,240.36	1,240.71	1,241.06	1,241.40	1,242.88
51	LIPPO Dana Mantap	1,348.09	1,348.36	1,348.87	1,350.03	1,352.22	1,352.50	1,353.69	1,353.75	1,354.57	1,354.81
52	Mahanusa Dana Optimum	1,094.27	1,098.42	1,100.08	1,103.31	1,105.93	1,106.46	1,105.19	1,107.02	1,108.56	1,109.47
53	Mahanusa Dana Stabil	1,008.36	1,006.67	1,007.23	1,008.51	1,009.90	1,011.15	1,013.37	1,014.70	1,014.82	1,014.72
54	Mahanusa Obligasi Negara	1,166.21	1,163.76	1,164.00	1,165.76	1,167.66	1,169.71	1,173.92	1,173.86	1,175.02	1,175.23
55	Mandiri Investa Dollar AS (Rp)	1,129.53	1,127.79	1,128.28	1,127.67	1,125.82	1,123.16	1,129.63	1,128.37	1,129.69	1,131.88
56	Mandiri Investa Dollar AS (USD)	0.1233	0.1233	0.1233	0.1233	0.1231	0.123	0.1235	0.1235	0.1235	0.1235
57	Manulife Obligasi Negara Indonesia	1,147.64	1,146.95	1,147.36	1,148.98	1,150.24	1,152.20	1,153.44	1,153.79	1,154.38	1,154.87
58	Manulife Obligasi Unggulan	1,138.26	1,136.44	1,136.54	1,138.49	1,141.96	1,142.50	1,143.08	1,143.67	1,144.68	1,145.83
59	Manulife Obligasi Variabel Negara	1,084.05	1,084.16	1,084.20	1,084.26	1,086.08	1,086.11	1,086.27	1,086.30	1,086.33	1,086.37
60	Manulife Pendapatan Bulanan	1,034.81	1,034.13	1,034.24	1,035.82	1,037.84	1,021.90	1,022.80	1,023.29	1,023.86	1,024.47
61	Master Pundi	1,220.78	1,219.29	1,221.19	1,221.11	1,222.31	1,222.64	1,223.65	1,224.75	1,225.08	1,225.37
62	MR BOND	1,226.91	1,227.88	1,228.25	1,228.64	1,230.47	1,230.85	1,231.26	1,231.67	1,232.04	1,233.11
63	Niaga Pendapatan Tetap B	1,280.76	1,281.84	1,282.22	1,282.55	1,284.53	1,284.90	1,285.26	1,285.70	1,286.19	1,287.25
64	Niaga Pendapatan Tetap C	1,025.06	1,025.74	1,026.02	1,026.26	1,027.51	1,027.74	1,028.04	1,028.36	1,030.10	1,030.95
65	Niaga Smart Fund	1,220.93	1,221.56	1,221.77	1,221.99	1,223.05	1,223.26	1,223.47	1,237.91	1,246.66	1,240.95
66	Nikko Bond Nusantara	1,275.25	1,276.51	1,277.12	1,277.35	1,279.61	1,280.14	1,280.60	1,281.04	1,281.41	1,282.68
67	Nikko Bunga Nusantara	1,283.41	1,284.02	1,284.34	1,284.77	1,287.24	1,287.48	1,287.70	1,288.09	1,288.52	1,289.66
68	Nikko Gebyar Indonesia	1,183.21	1,183.79	1,183.99	1,185.44	1,191.07	1,191.37	1,191.70	1,192.01	1,192.33	1,193.14
69	Nikko Indah Nusantara	1,506.35	1,507.44	1,507.90	1,508.24	1,512.93	1,513.11	1,514.04	1,514.50	1,514.85	1,515.89
70	Nikko Swarnadwipa	1,168.46	1,169.14	1,169.39	1,169.67	1,171.12	1,171.56	1,171.88	1,172.30	1,172.57	1,172.70
71	Nikko Tron	1,457.49	1,458.94	1,459.49	1,459.91	1,461.80	1,462.16	1,462.50	1,462.80	1,463.52	1,464.63
72	NISP DANA MANTAB	1,000.00	1,000.00	1,000.00	1,000.00	1,000.00	1,000.00	1,000.00	1,000.00	1,000.00	1,000.00
73	NISP Dana Tetap	1,340.91	1,342.30	1,342.78	1,343.26	1,345.74	1,346.24	1,346.74	1,347.24	1,347.74	1,349.21
74	Optima Fund	1,026.24	1,026.54	1,026.85	1,027.20	1,029.16	1,029.37	1,029.68	1,029.99	1,030.28	1,030.89
75	Optima Obligasi	1,150.00	1,151.12	1,151.50	1,151.87	1,153.71	1,154.08	1,154.46	1,154.84	1,155.21	1,156.23

	Reksadana jenis pendapatan tetap	14-Jan-05	17-Jan-05	18-Jan-05	19-Jan-05	24-Jan-05	25-Jan-05	26-Jan-05	27-Jan-05	28-Jan-05	31-Jan-05
76	Panin Dana Optima	1,321.52	1,321.71	1,321.78	1,321.84	1,322.15	1,322.21	1,322.27	1,322.34	1,322.40	1,322.49
77	Panin Dana Utama Plus	1,312.63	1,313.70	1,314.06	1,314.41	1,316.18	1,316.60	1,316.94	1,317.28	1,317.63	1,318.45
78	Panin Gebyar Indonesia	1,220.31	1,221.07	1,221.36	1,221.62	1,222.91	1,223.17	1,223.46	1,223.74	1,224.02	1,225.00
79	Paramitra Platinum	1,219.82	1,220.70	1,220.83	1,220.93	1,224.06	1,224.44	1,224.80	1,225.47	1,226.05	1,227.52
80	Pavillion Dana Anugrah	1,044.06	1,044.83	1,044.98	1,045.24	1,046.53	1,046.82	1,047.10	1,047.38	1,047.66	1,048.27
81	Pendapatan Tetap Abadi	1,186.25	1,187.35	1,187.88	1,189.02	1,192.32	1,193.05	1,193.64	1,194.07	1,194.33	1,194.64
82	Pendapatan Tetap Abadi 2	1,082.25	1,084.61	1,084.76	1,085.09	1,087.71	1,088.09	1,088.44	1,088.78	1,089.20	1,089.83
83	Pendapatan Tetap Sentosa	1,073.80	1,074.54	1,074.91	1,075.68	1,077.77	1,078.31	1,078.68	1,079.35	1,079.77	1,080.04
84	PERMATAINVES	1,154.25	1,155.23	1,155.51	1,155.90	1,157.98	1,158.29	1,158.59	1,158.90	1,159.20	1,160.10
85	Phinisi Dana Tetap Pemerintah	1,701.65	1,700.46	1,701.32	1,703.77	1,706.05	1,708.66	1,710.17	1,710.74	1,711.41	1,712.96
86	Platinum Tetap	1,140.02	1,141.42	1,141.77	1,142.19	1,144.77	1,145.85	1,146.83	1,147.49	1,147.97	1,148.71
87	Premier Dinamis	1,182.21	1,182.40	1,183.45	1,185.48	1,186.08	1,187.52	1,190.91	1,192.11	1,191.24	1,191.89
88	Premier Optima	1,325.38	1,325.25	1,321.79	1,328.55	1,330.47	1,330.71	1,336.77	1,342.60	1,341.77	1,339.97
89	Premier Stabil	1,168.32	1,168.23	1,168.29	1,168.41	1,169.00	1,170.76	1,174.91	1,175.65	1,176.64	1,176.82
90	Prestasi Gebyar Indonesia	1,141.78	1,141.88	1,142.37	1,143.72	1,146.36	1,147.22	1,147.87	1,148.39	1,148.83	1,148.92
91	Prime Fund	1,004.73	1,006.24	1,006.49	1,006.97	1,008.60	1,008.91	1,009.22	1,009.85	1,011.71	1,012.54
92	Pundi Reksa Dolar(Rp)	1,178.04	1,176.63	1,177.43	1,176.93	1,178.23	1,176.58	1,178.66	1,176.63	1,178.33	1,181.38
93	Pundi Reksa Dolar(US\$)	0.128608	0.128664	0.12868	0.12870	0.12878	0.12880	0.12882	0.12883	0.12885	0.12890
94	Pundi Reksa Rupiah	1,169.37	1,170.16	1,170.42	1,170.68	1,172.00	1,172.20	1,172.40	1,172.60	1,172.82	1,173.61
95	Reksa Dana Gadjah Mada	1,398.81	1,399.95	1,400.34	1,400.79	1,402.81	1,403.13	1,403.57	1,404.16	1,404.77	1,405.75
96	Reksa Dana Nikko Cemerlang Nusantara	1,049.88	1,050.83	1,050.96	1,052.12	1,053.74	1,054.31	1,054.64	1,055.06	1,055.60	1,056.62
97	Reksa Dana PNM Amanah Syariah	1,039.48	1,040.01	1,040.02	1,041.38	1,042.74	1,042.98	1,043.06	1,043.31	1,043.60	1,044.51
98	Reksa Dana PNM Dana Sejahtera	1,682.89	1,683.23	1,684.41	1,685.19	1,687.11	1,688.10	1,689.73	1,690.26	1,691.14	1,691.99
99	Reksa Dana Prima Reksa	1,387.85	1,388.39	1,388.58	1,388.76	1,389.67	1,389.85	1,390.04	1,390.22	1,390.40	1,390.95
100	Reksa Dana Prima Reksa Pdpt Tetap	1,045.94	1,045.57	1,045.71	1,046.03	1,046.34	1,046.70	1,047.66	1,048.19	1,048.34	1,048.25
101	Reksa Panin	1,348.65	1,349.46	1,349.77	1,350.05	1,354.50	1,354.88	1,355.18	1,357.22	1,357.75	1,358.96
102	Reksa V-Plus	1,355.00	1,357.36	1,358.56	1,359.77	1,363.39	1,364.26	1,365.49	1,367.32	1,368.91	1,370.96
103	REKSA V-PLUS 2	1,115.56	1,117.43	1,118.72	1,120.01	1,123.47	1,124.76	1,126.05	1,127.79	1,129.41	1,131.13
104	Reksadana Buana 88 Pendapatan Tetap	1,380.86	1,380.05	1,380.51	1,381.36	1,383.14	1,384.24	1,385.67	1,386.60	1,386.60	1,386.95
105	Reksadana ORI	1,178.29	1,179.23	1,179.52	1,179.82	1,181.32	1,181.62	1,181.92	1,183.48	1,183.78	1,185.65
106	Reksadana Pdpt Tetap Bunga Bangsa	1,238.28	1,239.45	1,239.74	1,240.03	1,241.76	1,242.03	1,242.33	1,242.60	1,242.88	1,243.74
107	Reksadana RIDO DUA	1,192.55	1,193.49	1,193.49	1,193.63	1,195.73	1,196.06	1,196.36	1,197.63	1,199.93	1,200.66
108	Samuel Dana Pasti	1,246.49	1,247.72	1,246.98	1,247.37	1,251.23	1,251.46	1,251.87	1,252.14	1,252.29	1,252.87
109	Schroder Dana Andalan	1,031.74	1,032.33	1,032.47	1,032.76	1,034.35	1,034.51	1,034.55	1,035.06	1,035.40	1,035.43
110	Schroder Dana Mantap Plus	1,292.50	1,292.53	1,293.15	1,294.71	1,298.04	1,299.11	1,300.30	1,300.80	1,301.45	1,301.82
111	Semesta Obligasi Indonesia	1,050.32	1,048.03	1,048.83	1,047.70	1,047.90	1,049.42	1,053.84	1,054.59	1,054.89	1,055.27
112	Si Dana Obligasi Plus	1,162.80	1,163.35	1,163.66	1,164.42	1,166.39	1,166.78	1,167.16	1,167.48	1,167.83	1,168.91
113	SiDana Obligasi Prima	1,193.93	1,194.26	1,194.36	1,194.47	1,195.04	1,195.19	1,195.31	1,195.43	1,195.55	1,195.87
114	Sulut Fund Stabil	1,230.13	1,231.30	1,231.70	1,232.13	1,234.07	1,234.47	1,234.87	1,235.34	1,235.75	1,236.42

	Reksadana jenis pendapatan tetap	14-Jan-05	17-Jan-05	18-Jan-05	19-Jan-05	24-Jan-05	25-Jan-05	26-Jan-05	27-Jan-05	28-Jan-05	31-Jan-05
115	Surya	1,009.69	1,010.72	1,011.04	1,011.35	1,012.93	1,013.14	1,013.46	1,013.76	1,013.76	1,014.76
116	Telur Emas	1,200.60	1,201.70	1,202.07	1,202.44	1,204.29	1,204.65	1,205.02	1,205.39	1,205.76	1,206.48
117	Tiga Pilar Dana Tetap	1,083.49	1,084.51	1,084.85	1,084.96	1,088.61	1,088.95	1,087.87	1,088.21	1,088.06	1,088.47
118	Trimegah Dana Tetap	1,520.63	1,521.93	1,522.37	1,522.82	1,525.09	1,525.56	1,526.03	1,526.50	1,528.96	1,531.47
119	Yudistira	112	111.49	110.73	110.99	111.77	111.77	111.26	111.52	111.26	111.53
	Reksadana jenis Saham	14-Jan-05	17-Jan-05	18-Jan-05	19-Jan-05	24-Jan-05	25-Jan-05	26-Jan-05	27-Jan-05	28-Jan-05	31-Jan-05
1	ABN Amro Dana Saham	2,064.12	2,071.83	2,056.99	2,077.69	2,087.07	2,083.36	2,107.23	2,113.97	2,111.29	2,106.32
2	Arjuna	571.12	576.48	566.99	569.79	571.72	570.79	575.84	588.67	587.94	581.71
3	Bahana Dana Prima	3,211.10	3,226.96	3,214.17	3,245.60	3,259.00	3,250.09	3,290.66	3,310.24	3,303.69	3,302.50
4	BIG Nusantara	742.05	739.99	737.07	746.71	746.88	748.06	751.24	749.38	749.38	757.72
5	Bima	578.97	578.97	578.8	579.02	578.78	578.69	578.87	578.77	578.75	578.74
6	BNI Dana Berkembang	1,514.99	1,522.25	1,516.26	1,540.67	1,565.65	1,564.11	1,583.03	1,595.90	1,593.68	1,589.73
7	CitiReksaDana Ekuitas	2,625.32	2,640.14	2,610.61	2,639.87	2,657.60	2,636.91	2,677.05	2,712.55	2,731.10	2,726.02
8	Dana Sentosa	1,308.09	1,310.63	1,311.25	1,321.69	1,338.35	1,342.17	1,359.74	1,366.26	1,351.05	1,358.14
9	Danareksa Mawar	1,843.18	1,854.97	1,841.38	1,860.69	1,875.07	1,867.56	1,888.71	1,911.62	1,915.48	1,907.49
10	Manulife Dana Saham	2,121.75	2,134.34	2,115.97	2,140.44	2,138.25	2,130.18	2,150.42	2,156.96	2,164.40	2,162.50
11	Master Dinamis	1,162.81	1,164.54	1,154.32	1,163.00	1,173.33	1,167.79	1,184.75	1,202.99	1,209.30	1,203.93
12	Nikko Saham Nusantara	841.46	834.56	832.57	841.24	898.9	895.61	910.82	901.13	902.25	880.67
13	Panin Dana Maksima	6,041.41	6,055.27	6,052.14	6,111.68	6,143.72	6,154.69	6,206.63	6,220.74	6,231.84	6,277.37
14	Phinisi Dana Saham	3,807.11	3,827.57	3,793.33	3,835.98	3,833.42	3,818.79	3,857.77	3,871.86	3,885.67	3,881.77
15	Platinum Saham	1,470.71	1,469.31	1,453.66	1,482.16	1,483.04	1,481.61	1,497.64	1,509.28	1,513.81	1,512.97
16	Rencana Cerdas	2,392.59	2,400.24	2,387.59	2,415.94	2,439.77	2,428.62	2,462.94	2,489.05	2,492.43	2,488.68
17	Schroder Dana Istimewa	1,026.65	1,027.50	1,024.70	1,051.44	1,052.74	1,050.43	1,055.27	1,060.96	1,060.96	1,060.29
18	Schroder Dana Prestasi Plus	4,667.44	4,687.03	4,652.34	4,691.57	4,713.66	4,688.39	4,750.84	4,795.25	4,812.47	4,801.74
19	Si Dana Saham	8,680.64	8,717.16	8,666.14	8,755.96	8,782.99	8,754.97	8,874.17	8,948.58	8,966.57	8,960.60
	Reksadana jenis Campuran	14-Jan-05	17-Jan-05	18-Jan-05	19-Jan-05	24-Jan-05	25-Jan-05	26-Jan-05	27-Jan-05	28-Jan-05	31-Jan-05
1	AAA Balanced Fund	1,245.24	1,247.59	1,241.73	1,248.35	1,251.96	1,250.10	1,256.96	1,264.76	1,265.69	1,264.50
2	AAA Syariah Fund	1,099.74	1,099.19	1,100.31	1,102.87	1,105.64	1,105.69	1,105.83	1,106.01	1,106.04	1,106.60
3	Bahana Dana Infrastruktur	2,050.87	2,056.64	2,053.21	2,069.43	2,073.41	2,070.76	2,076.88	2,074.94	2,076.21	2,075.21
4	Bahana Dana Selaras	1,927.87	1,930.57	1,927.83	1,934.09	1,940.41	1,939.22	1,950.61	1,955.36	1,953.11	1,947.99
5	Bangun Indonesia	1,534.18	1,579.19	1,539.68	1,541.91	1,553.40	1,550.62	1,551.97	1,552.77	1,555.61	1,553.19
6	Batasa Syariah	1,198.03	1,199.26	1,199.48	1,199.80	1,201.43	1,201.76	1,202.04	1,202.33	1,202.64	1,203.25
7	BIG Palapa	784.85	785.39	783.91	791.57	793.1	798.37	796.55	797.18	797.18	801.49
8	BNI Dana Fleksible	1,630.31	1,627.92	1,625.15	1,636.59	1,650.95	1,648.88	1,655.68	1,662.98	1,657.94	1,655.30
9	BNI Dana Plus Syariah	1,087.75	1,088.71	1,089.06	1,089.41	1,091.15	1,091.50	1,091.84	1,092.19	1,092.54	1,093.67
10	Brahma OPTIMA	1,108.88	1,109.41	1,108.51	1,109.29	1,112.10	1,111.66	1,115.69	1,115.09	1,115.83	1,115.77
11	BSM Investa Berimbang	1,018.96	1,020.10	1,020.41	1,021.25	1,022.00	1,022.44	1,022.49	1,022.52	1,022.60	1,022.88
12	Dana Investa Bersama(*)	1,001.96	1,002.46	1,002.55	1,002.64	1,000.48	1,001.10	1,003.92	1,004.97	1,006.27	1,007.09
13	Dana Selaras Dinamis	1,173.03	1,173.56	1,174.38	1,176.88	1,180.23	1,181.25	1,184.22	1,184.29	1,183.52	1,184.34

	Reksadana jenis Campuran	14-Jan-05	17-Jan-05	18-Jan-05	19-Jan-05	24-Jan-05	25-Jan-05	26-Jan-05	27-Jan-05	28-Jan-05	31-Jan-05
14	Danareksa Anggrek	1,668.59	1,677.58	1,669.62	1,683.30	1,696.30	1,692.41	1,704.26	1,710.90	1,714.14	1,712.13
15	Danareksa Syariah Berimbang	1,601.43	1,600.29	1,595.39	1,604.90	1,617.62	1,611.03	1,616.16	1,617.64	1,619.87	1,618.27
16	Dhanawibawa Progresif	1,042.39	1,043.13	1,043.50	1,044.01	1,045.47	1,045.65	1,045.89	1,046.24	1,046.43	1,047.43
17	DUIT	4,746.07	4,748.61	4,749.46	4,750.32	4,754.68	4,755.56	4,756.43	4,757.31	4,758.19	4,760.82
18	First State Arjuna Fund	1,031.82	1,031.73	1,032.01	1,033.60	1,035.30	1,036.04	1,037.35	1,037.71	1,038.10	1,038.83
19	First State Ind. Balanced Fund	1,127.46	1,127.95	1,127.94	1,131.33	1,132.79	1,133.32	1,135.79	1,135.73	1,136.17	1,135.63
20	Fortis Pesona	3,856.87	3,875.76	3,852.54	3,893.38	3,921.88	3,911.15	3,946.26	3,966.50	3,971.88	3,963.95
21	Garuda Satu	3,466.29	3,458.81	3,459.22	3,479.01	3,496.50	3,498.28	3,505.93	3,508.52	3,508.76	3,513.48
22	Investasi Reksa Plus	1,026.77	1,027.53	1,027.83	1,028.18	1,029.62	1,029.74	1,029.95	1,000.20	1,030.21	1,030.96
23	Jisawi Mix	1,821.53	1,823.56	1,816.19	1,831.21	1,838.63	1,835.56	1,846.87	1,849.01	1,850.44	1,850.25
24	Mahanusa Dana Kapital	1,731.98	1,738.35	1,738.86	1,742.26	1,741.26	1,735.62	1,741.39	1,744.90	1,738.53	1,742.39
25	Manulife Dana Campuran	1,711.68	1,714.52	1,706.14	1,718.57	1,720.01	1,716.41	1,726.60	1,730.24	1,733.67	1,732.20
26	Master Berimbang	1,219.73	1,218.46	1,209.99	1,216.55	1,229.57	1,221.94	1,238.66	1,260.18	1,268.17	1,260.23
27	Mega Dana Kombinasi	1,754.69	1,756.33	1,755.30	1,758.80	1,760.67	1,759.76	1,762.27	1,761.97	1,762.50	1,762.94
28	MR.FLEX	2,515.69	2,520.04	2,514.06	2,529.70	2,519.51	2,521.61	2,545.57	2,544.55	2,548.93	2,554.89
29	Portfolio Dinamis Plus	1,113.04	1,114.47	1,113.64	1,115.90	1,119.90	1,119.49	1,122.38	1,123.97	1,124.76	1,125.28
30	Reksa Dana Paramitra Optimum	1,010.51	1,011.09	1,010.52	1,010.68	1,011.38	1,011.03	1,011.89	1,011.28	1,011.49	1,012.01
31	Reksa Dana PNM Syariah	1,471.30	1,466.89	1,462.13	1,470.78	1,473.10	1,471.78	1,477.59	1,478.67	1,478.38	1,480.12
32	Reksa Dana Prima	1,200.42	1,200.69	1,193.57	1,211.59	1,217.29	1,210.50	1,217.29	1,224.47	1,222.18	1,227.45
33	Reksadana DANA TIRTA	1,211.67	1,202.64	1,199.08	1,208.78	1,215.03	1,224.49	1,232.21	1,233.25	1,231.51	1,234.40
34	Reksadana PG Synergy	1,153.56	1,154.50	1,154.83	1,155.15	1,156.69	1,157.00	1,157.32	1,157.60	1,157.91	1,158.86
35	SAM Dana Berkembang	3,513.75	3,524.05	3,516.85	3,556.57	3,613.07	3,590.91	3,601.52	3,620.71	3,615.38	3,599.03
36	Schroder Dana Kombinasi	1,004.05	1,004.80	1,003.90	1,010.38	1,012.58	1,011.60	1,014.90	1,016.65	1,018.14	1,017.84
37	Schroder Dana Prestasi	5,132.73	5,150.18	5,118.33	5,165.05	5,172.98	5,148.28	5,204.31	5,242.19	5,258.40	5,247.34
38	Schroder Dana Terpadu	3,360.93	3,371.52	3,356.44	3,381.48	3,388.93	3,372.56	3,396.65	3,407.25	3,409.98	3,410.19
39	Semesta Dana Maxima	1,049.12	1,046.61	1,047.37	1,049.27	1,050.57	1,052.33	1,054.65	1,055.24	1,055.25	1,055.75
40	Si Dana Dinamis	1,981.27	1,987.08	1,978.03	1,990.98	2,004.64	2,000.40	2,017.83	2,031.54	2,034.76	2,033.95
41	Si Dana Fleksi	3,406.82	3,407.68	3,391.63	3,409.52	3,420.69	3,413.60	3,437.74	3,458.67	3,460.75	3,460.74
42	Simas Satu	1,928.35	1,937.63	1,929.93	1,945.46	1,946.14	1,939.19	1,946.37	1,941.60	1,936.38	1,938.37
43	Supra Surya Maxima	1,003.75	1,004.70	1,005.07	1,005.68	1,008.40	1,009.07	1,009.83	1,010.65	1,011.20	1,012.82
44	Tiga Pilar Dana Flexi	1,040.85	1,040.84	1,040.17	1,040.89	1,047.05	1,045.75	1,046.13	1,047.76	1,047.35	1,047.98
45	Trimegah Dana Kombinasi	1,800.27	1,813.81	1,802.38	1,813.96	1,812.23	1,805.76	1,819.18	1,823.36	1,825.08	1,822.20

**Lampiran 1**  
**Data perkembangan NAB bulan Februari 2005**

No	Reksadana Pendapatan Tetap	31-Jan-05	01-Feb-05	02-Feb-05	03-Feb-05	04-Feb-05	07-Feb-05	11-Feb-05	14-Feb-05
1	AA Investa Reksa Dollar(Rp)	1,199.93	1,200.27	1,208.59	1,205.13	1,206.00	1,205.55	1,216.61	1,212.22
2	AA Investa Reksa Dollar(USD)	0.13093	0.13095	0.13097	0.13099	0.13102	0.13104	0.13	0.13119
3	AA-MAN Optima	1,047.10	1,047.59	1,047.62	1,047.78	1,047.84	1,047.91	1,048.13	1,048.99
4	AA-MAN Pendapatan Tetap	1,135.05	1,134.56	1,133.45	1,134.23	1,133.49	1,133.56	1,133.80	1,134.98
5	AAA Bond Fund	1,211.79	1,212.18	1,212.55	1,212.99	1,213.36	1,214.47	1,215.98	1,217.09
6	ABN Amro Dana Dollar AS (USD)	0.2608	0.2608	0.2608	0.2608	0.2608	0.2608	0.26	0.2608
7	ABN Amro Dana Dollar AS(NAB Indikasi)	2,390.34	2,390.56	2,406.70	2,399.40	2,400.70	2,399.39	2,419.68	2,409.78
8	ABN Amro Dana Hasil Berkala	1,318.69	1,319.34	1,319.70	1,320.06	1,320.41	1,321.47	1,322.86	1,323.90
9	ABN Amro Dana Pendapatan Tetap	1,054.52	1,054.85	1,055.14	1,055.47	1,055.76	1,056.66	1,057.80	1,058.61
10	Bahana Dana Arjuna	1,044.68	1,044.94	1,044.98	1,045.03	1,045.11	1,045.69	1,046.83	1,047.94
11	Batasa Pendapatan Tetap	1,106.92	1,107.25	1,107.57	1,107.90	1,110.39	1,111.37	1,112.67	1,113.64
12	Berlian	1,223.32	1,221.72	1,219.75	1,221.47	1,218.61	1,218.11	1,216.98	1,218.69
13	BIG Dana Likuid	1,551.64	1,552.21	1,552.78	1,553.35	1,553.94	1,555.64	1,557.79	1,559.40
14	BNI Dana Berbunga Dua	1,554.40	1,554.83	1,555.27	1,555.72	1,556.16	1,557.47	1,559.65	1,560.96
15	BNI Dana Lancar	1,430.11	1,430.38	1,430.68	1,430.98	1,431.27	1,432.15	1,433.42	1,434.31
16	BNI Dana Plus	1,312.83	1,313.19	1,313.52	1,313.83	1,314.15	1,315.09	1,316.62	1,317.54
17	BNI Dana Syariah	1,094.33	1,094.74	1,095.10	1,095.46	1,095.82	1,096.90	1,098.56	1,099.77
18	Brahma MAXIMA	1,110.76	1,110.23	1,110.37	1,110.77	1,110.75	1,110.19	1,111.57	1,112.00
19	Brent Dana Tetap	1,072.12	1,072.45	1,072.78	1,073.12	1,073.46	1,074.50	1,076.91	1,077.88
20	Brivestama Pasti	1,206.98	1,207.17	1,207.40	1,207.63	1,207.86	1,208.55	1,209.81	1,211.51
21	CAM Dana Mantap	1,168.02	1,167.98	1,167.35	1,168.47	1,168.14	1,168.63	1,169.29	1,170.26
22	Citireksadana Rupiah Plus	1,103.76	1,103.64	1,102.78	1,103.77	1,103.46	1,104.10	1,104.49	1,105.13
23	Corfina Rupiah Plus	1,000.00	999.63	998.33	999.62	999.29	1,000.00	1,000.00	1,000.00
24	CorfinaCapital Pendapatan Tetap	1,182.79	1,182.19	1,180.73	1,182.40	1,180.97	1,181.31	1,181.51	1,182.78
25	Dana Likuid Kombinasi	1,033.93	1,034.17	1,034.42	1,034.66	1,034.98	1,035.72	1,036.69	1,037.43
26	Dana Pasti	1,177.15	1,177.48	1,177.78	1,178.13	1,178.49	1,179.59	1,181.05	1,182.12
27	Dana Sejahtera Optima	1,112.26	1,112.51	1,112.54	1,112.50	1,112.54	1,112.96	1,113.47	1,114.76
28	Dana Tetap Arjuna	1,033.47	1,033.32	1,031.71	1,032.76	1,031.46	1,031.29	1,030.70	1,032.54
29	Dana Tetap Instan	1,079.58	1,079.70	1,081.06	1,081.21	1,081.32	1,083.02	1,083.10	1,083.82
30	Dana Tetap Optima	1,196.14	1,196.52	1,196.90	1,197.29	1,197.70	1,198.95	1,200.47	1,201.58
31	Danamas Dollar(Rp)	9,431.70	9,431.70	9,498.62	9,470.83	9,477.02	9,475.01	9,559.55	9,523.54
32	Danamas Dollar(US\$)	1.0291	1.0291	1.029326	1.029439	1.029552	1.029893	1.03	1.030687
33	Danamas Mantap	1,398.87	1,399.37	1,399.87	1,400.37	1,400.86	1,402.36	1,404.36	1,405.86
34	Danamas Pasti	1,225.74	1,226.08	1,226.41	1,226.75	1,227.09	1,228.09	1,229.44	1,229.78
35	Danareksa Gebyar Indonesia	1,238.07	1,238.43	1,238.84	1,239.19	1,239.65	1,240.88	1,242.41	1,243.43
36	Dollar Plus(Rp)	1,154.41	1,166.24	1,159.40	1,162.19	1,160.80	1,162.78	1,171.74	1,168.34



37	Dollar Plus(US\$)	0.12617	0.12619	0.12620	0.12622	0.12624	0.12629	0.13	0.12642
38	Dompot Dhuafa-BTS Syariah	1,041.83	1,041.97	1,042.10	1,040.00	1,042.99	1,043.76	1,044.79	1,045.36
39	EKOFIX	1,144.76	1,144.36	1,143.23	1,144.04	1,143.18	1,143.15	1,143.36	1,145.20
40	First State Ind. Bond Fund	1,092.77	1,091.90	1,090.76	1,090.97	1,090.43	1,090.56	1,091.01	1,091.41
41	Fortis Lestari Dua	1,170.34	1,169.50	1,167.99	1,169.03	1,167.20	1,167.02	1,167.05	1,167.96
42	Ganesha Abadi	1,131.67	1,131.09	1,129.63	1,130.55	1,129.45	1,129.50	1,128.74	1,130.22
43	GK Goh Rupiah	1,167.94	1,170.20	1,171.43	1,172.68	1,174.58	1,177.84	1,183.85	1,187.04
44	GKGoh Dollar(Rp)	1,149.45	1,152.57	1,160.52	1,157.14	1,160.63	1,160.42	1,173.64	1,169.25
45	GKGoh Dollar(USD)	0.12542	0.12574	0.12576	0.12578	0.12609	0.12613	0.13	0.12654
46	GMT Dana Pasti	1,282.38	1,282.43	1,282.94	1,283.47	1,283.78	1,285.01	1,287.68	1,289.04
47	Indovest Dana Obligasi	2,155.78	2,156.27	2,156.77	2,157.28	2,157.79	2,168.52	2,170.55	2,173.09
48	Investasi Reksa Premium	1,024.71	1,024.71	1,025.97	1,025.53	1,025.81	1,026.65	1,027.81	1,028.65
49	ITB-Niaga	1,123.70	1,124.22	1,124.75	1,125.04	1,124.91	1,126.48	1,128.14	1,128.90
50	Jisawi Fix Plus	1,242.88	1,243.26	1,243.63	1,244.01	1,244.39	1,245.51	1,246.98	1,248.31
51	LIPPO Dana Mantap	1,354.81	1,354.89	1,353.63	1,354.85	1,354.36	1,354.66	1,355.15	1,356.40
52	Mahanusa Dana Optimum	1,109.47	1,109.35	1,108.33	1,110.08	1,109.22	1,108.84	1,099.63	1,102.04
53	Mahanusa Dana Stabil	1,014.72	1,014.08	1,013.42	1,014.36	1,012.92	1,013.65	1,014.59	1,014.31
54	Mahanusa Obligasi Negara	1,175.23	1,174.71	1,172.92	1,173.52	1,171.34	1,170.95	1,171.91	1,173.17
55	Mandiri Investa Dollar AS (Rp)	1,131.88	1,132.10	1,140.49	1,137.76	1,138.40	1,138.28	1,147.38	1,143.11
56	Mandiri Investa Dollar AS (USD)	0.1235	0.1235	0.1236	0.1237	0.1237	0.1237	0.12	0.1237
57	Manulife Obligasi Negara Indonesia	1,154.87	1,154.94	1,156.65	1,156.70	1,156.73	1,157.96	1,158.04	1,159.11
58	Manulife Obligasi Unggulan	1,145.83	1,145.93	1,145.98	1,146.03	1,146.07	1,146.10	1,146.26	1,147.49
59	Manulife Obligasi Variabel Negara	1,086.37	1,086.40	1,086.55	1,086.58	1,086.61	1,086.67	1,087.35	1,087.44
60	Manulife Pendapatan Bulanan	1,024.47	1,024.72	1,026.24	1,026.29	1,026.40	1,028.26	1,028.33	1,028.60
61	Master Pundi	1,225.37	1,225.61	1,226.05	1,226.65	1,225.99	1,226.90	1,227.98	1,228.53
62	MR BOND	1,233.11	1,233.44	1,233.79	1,234.16	1,234.51	1,235.58	1,237.34	1,238.39
63	Niaga Pendapatan Tetap B	1,287.25	1,287.60	1,287.94	1,288.36	1,288.71	1,289.76	1,291.41	1,292.80
64	Niaga Pendapatan Tetap C	1,030.95	1,029.66	1,033.34	1,033.57	1,033.59	1,033.87	1,034.46	1,034.96
65	Niaga Smart Fund	1,240.95	1,241.54	1,241.75	1,241.97	1,242.18	1,242.81	1,240.92	1,241.56
66	Nikko Bond Nusantara	1,282.68	1,283.00	1,283.66	1,284.03	1,274.23	1,284.84	1,286.92	1,288.80
67	Nikko Bunga Nusantara	1,289.66	1,290.16	1,290.63	1,290.97	1,291.41	1,291.70	1,293.56	1,295.42
68	Nikko Gebyar Indonesia	1,193.14	1,193.46	1,193.77	1,194.09	1,194.35	1,195.04	1,196.25	1,197.13
69	Nikko Indah Nusantara	1,515.89	1,516.27	1,516.55	1,517.01	1,517.10	1,517.88	1,519.60	1,520.77
70	Nikko Swarnadwipa	1,172.70	1,172.94	1,172.91	1,173.38	1,173.09	1,174.09	1,175.12	1,175.68
71	Nikko Tron	1,464.63	1,465.35	1,465.80	1,466.13	1,466.37	1,467.69	1,469.57	1,470.76
72	NISP DANA MANTAB	1,000.00	1,000.00	1,000.00	1,000.00	1,000.00	1,000.00	1,000.00	1,000.00
73	NISP Dana Tetap	1,349.21	1,349.70	1,350.19	1,350.68	1,351.18	1,352.71	1,355.02	1,356.82
74	Optima Fund	1,030.89	1,030.89	1,031.39	1,031.71	1,031.92	1,032.67	1,033.32	1,034.07
75	Optima Obligasi	1,156.23	1,156.60	1,156.98	1,157.36	1,157.75	1,167.14	1,168.62	1,169.76
76	Panin Dana Optima	1,322.49	1,322.56	1,322.62	1,322.68	1,322.75	1,322.94	1,323.19	1,323.38

77	Panin Dana Utama Plus	1,318.45	1,318.73	1,319.08	1,319.64	1,319.99	1,321.15	1,322.59	1,323.67
78	Panin Gebyar Indonesia	1,225.00	1,225.27	1,225.55	1,226.17	1,226.54	1,227.37	1,228.46	1,229.28
79	Paramitra Platinum	1,227.52	1,227.65	1,228.01	1,228.10	1,228.11	1,228.61	1,229.83	1,230.90
80	Pavillion Dana Anugrah	1,048.27	1,048.55	1,048.81	1,049.10	1,049.38	1,050.31	1,051.57	1,052.34
81	Pendapatan Tetap Abadi	1,194.64	1,195.02	1,195.10	1,195.14	1,195.09	1,195.70	1,196.40	1,198.09
82	Pendapatan Tetap Abadi 2	1,089.83	1,090.15	1,090.22	1,090.48	1,090.75	1,091.63	1,092.52	1,093.40
83	Pendapatan Tetap Sentosa	1,080.04	1,080.24	1,080.30	1,080.32	1,080.22	1,080.73	1,081.41	1,082.76
84	PERMATAINVES	1,160.10	1,160.45	1,160.83	1,161.21	1,161.64	1,162.83	1,164.33	1,165.23
85	Phinisi Dana Tetap Pemerintah	1,712.96	1,713.03	1,714.56	1,714.61	1,714.65	1,716.50	1,716.57	1,718.77
86	Platinum Tetap	1,148.71	1,149.01	1,149.36	1,149.80	1,150.13	1,151.02	1,151.96	1,152.46
87	Premier Dinamis	1,191.89	1,191.29	1,189.78	1,190.86	1,189.12	1,189.58	1,190.55	1,186.55
88	Premier Optima	1,339.97	1,343.65	1,343.89	1,344.19	1,344.27	1,343.41	1,346.04	1,352.09
89	Premier Stabil	1,176.82	1,175.60	1,174.24	1,174.87	1,172.20	1,171.49	1,172.53	1,165.98
90	Prestasi Gebyar Indonesia	1,148.92	1,148.75	1,147.35	1,148.34	1,147.53	1,147.90	1,148.45	1,149.99
91	Prime Fund	1,012.54	1,012.80	1,013.12	1,013.42	1,013.65	1,014.46	1,015.61	1,016.58
92	Pundi Reksa Dolar(Rp)	1,181.38	1,181.38	1,189.82	1,186.36	1,187.16	1,186.99	1,197.70	1,193.27
93	Pundi Reksa Dolar(US\$)	0.128902	0.128902	0.128936	0.128953	0.12897	0.129021	0.13	0.129142
94	Pundi Reksa Rupiah	1,173.61	1,173.61	1,174.16	1,174.44	1,174.71	1,175.59	1,176.83	1,177.66
95	Reksa Dana Gajah Mada	1,405.75	1,406.14	1,406.55	1,407.86	1,408.26	1,409.43	1,410.87	1,412.00
96	Reksa Dana Nikko Cemerlang Nusantara	1,056.62	1,056.55	1,056.46	1,056.75	1,056.94	1,057.92	1,058.94	1,059.79
97	Reksa Dana PNM Amanah Syariah	1,044.51	1,044.82	1,045.74	1,045.99	1,046.26	1,046.94	1,047.77	1,048.26
98	Reksa Dana PNM Dana Sejahtera	1,691.99	1,692.17	1,692.39	1,693.15	1,693.52	1,694.33	1,696.23	1,697.59
99	Reksa Dana Prima Reksa	1,390.95	1,391.14	1,391.32	1,391.50	1,391.68	1,392.23	1,392.96	1,393.51
100	Reksa Dana Prima Reksa Pdpt Tetap	1,048.25	1,047.72	1,047.59	1,047.83	1,047.09	1,046.88	1,047.02	1,047.28
101	Reksa Panin	1,358.96	1,359.20	1,359.49	1,359.76	1,360.02	1,360.81	1,361.84	1,362.73
102	Reksa V-Plus	1,370.96	1,372.28	1,373.60	1,374.93	1,376.28	1,378.13	1,381.66	1,382.89
103	REKSA V-PLUS 2	1,131.13	1,131.42	1,131.71	1,132.00	1,132.29	1,133.16	1,134.14	1,134.88
104	Reksadana Buana 88 Pendapatan Tetap	1,386.95	1,386.09	1,384.21	1,385.41	1,383.24	1,382.90	1,382.90	1,383.72
105	Reksadana ORI	1,185.65	1,185.95	1,186.25	1,186.55	1,186.85	1,187.75	1,188.95	1,189.85
106	Reksadana Pdpt Tetap Bunga Bangsa	1,243.74	1,244.14	1,244.54	1,244.94	1,245.35	1,246.48	1,248.01	1,249.32
107	Reksadana RIDO DUA	1,200.66	1,200.98	1,201.29	1,201.61	1,201.93	1,202.89	1,204.22	1,205.20
108	Samuel Dana Pasti	1,252.87	1,253.03	1,253.24	1,253.63	1,254.30	1,253.42	1,256.57	1,258.01
109	Schroder Dana Andalan	1,035.43	1,023.98	1,023.55	1,024.24	1,024.44	1,025.16	1,026.00	1,026.57
110	Schroder Dana Mantap Plus	1,301.82	1,301.20	1,299.50	1,300.72	1,299.33	1,299.42	1,299.67	1,301.44
111	Semesta Obligasi Indonesia	1,055.27	1,054.38	1,053.07	1,053.58	1,051.87	1,052.73	1,053.27	1,053.15
112	Si Dana Obligasi Plus	1,168.91	1,169.28	1,169.65	1,170.01	1,170.36	1,171.41	1,172.38	1,173.59
113	SiDana Obligasi Prima	1,195.87	1,195.99	1,196.11	1,196.23	1,196.43	1,197.03	1,197.65	1,198.25
114	Sulut Fund Stabil	1,236.42	1,236.82	1,237.22	1,237.64	1,238.05	1,239.27	1,240.86	1,242.01
115	Surya	1,014.76	1,015.07	1,015.37	1,015.68	1,015.99	1,016.91	1,018.14	1,019.06
116	Telur Emas	1,206.48	1,206.85	1,207.22	1,207.59	1,207.96	1,209.07	1,210.53	1,211.56

117	Tiga Pilar Dana Tetap	1,088.47	1,089.39	1,089.54	1,091.11	1,090.93	1,091.60	1,054.48	1,065.19
118	Trimegah Dana Tetap	1,531.47	1,531.95	1,532.44	1,532.94	1,533.43	1,534.90	1,536.87	1,538.35
119	Yudistira	111.53	111.53	111.53	111.27	111.28	112.05	115.40	115.15
No	<b>Reksadana Saham</b>	<b>31-Jan-05</b>	<b>01-Feb-05</b>	<b>02-Feb-05</b>	<b>03-Feb-05</b>	<b>04-Feb-05</b>	<b>07-Feb-05</b>	<b>11-Feb-05</b>	<b>14-Feb-05</b>
1	ABN Amro Dana Saham	2,106.32	2,108.02	2,124.30	2,107.26	2,111.41	2,103.54	2,112.35	2,125.48
2	Arjuna	581.71	580.5	578.41	578.21	578.23	577.96	578.27	578.56
3	Bahana Dana Prima	3,302.50	3,314.70	3,337.74	3,321.26	3,324.17	3,305.14	3,305.42	3,331.92
4	BIG Nusantara	757.72	752.03	757.63	759.92	756.14	749.1	752.52	759.53
5	Bima	578.74	578.63	578.55	578.47	578.43	578.22	578.54	578.5
6	BNI Dana Berkembang	1,589.73	1,597.60	1,594.11	1,592.46	1,596.73	1,585.74	1,590.71	1,602.86
7	CitiReksaDana Ekuitas	2,726.02	2,746.52	2,758.42	2,731.85	2,742.61	2,728.06	2,737.84	2,752.92
8	Dana Sentosa	1,358.14	1,344.69	1,348.12	1,342.86	1,339.88	1,334.79	1,339.05	1,351.58
9	Danareksa Mawar	1,907.49	1,919.47	1,926.69	1,920.71	1,919.45	1,908.90	1,906.15	1,919.33
10	Manulife Dana Saham	2,162.50	2,177.21	2,187.41	2,166.73	2,176.00	2,163.21	2,166.59	2,176.67
11	Master Dinamis	1,203.93	1,208.97	1,211.29	1,207.77	1,206.92	1,196.42	1,194.67	1,198.42
12	Nikko Saham Nusantara	880.67	883.06	887.04	906.6	906.31	894.79	895.69	895.35
13	Panin Dana Maksima	6,277.37	6,293.45	6,318.19	6,280.54	6,289.53	6,333.89	6,327.33	6,343.29
14	Phinisi Dana Saham	3,881.77	3,909.74	3,926.48	3,898.26	3,915.10	3,886.86	3,894.82	3,910.78
15	Platinum Saham	1,512.97	1,512.28	1,521.44	1,519.79	1,515.05	1,519.20	1,531.64	1,539.02
16	Rencana Cerdas	2,488.68	2,510.55	2,531.61	2,517.85	2,521.58	2,508.07	2,505.67	2,527.60
17	Schroder Dana Istimewa	1,060.29	1,063.15	1,066.40	1,068.14	1,069.25	1,068.70	1,073.70	1,077.54
18	Schroder Dana Prestasi Plus	4,801.74	4,829.09	4,856.83	4,837.60	4,843.77	4,822.40	4,820.32	4,846.83
19	Si Dana Saham	8,960.60	9,024.49	9,064.44	9,036.00	9,043.75	9,019.71	9,017.35	9,034.22
No	<b>Reksadana Campuran</b>	<b>31-Jan-05</b>	<b>01-Feb-05</b>	<b>02-Feb-05</b>	<b>03-Feb-05</b>	<b>04-Feb-05</b>	<b>07-Feb-05</b>	<b>11-Feb-05</b>	<b>14-Feb-05</b>
1	AAA Balanced Fund	1,264.50	1,266.92	1,275.94	1,272.81	1,274.09	1,270.28	1,268.59	1,275.82
2	AAA Syariah Fund	1,106.60	1,107.12	1,108.47	1,107.90	1,108.56	1,110.80	1,111.44	1,112.87
3	Bahana Dana Infrastruktur	2,075.21	2,076.96	2,080.23	2,071.01	2,070.11	2,065.00	2,070.26	2,080.35
4	Bahana Dana Selaras	1,947.99	1,953.69	1,956.26	1,955.45	1,952.00	1,945.97	1,949.49	1,957.15
5	Bangun Indonesia	1,553.19	1,543.34	1,545.00	1,554.83	1,551.34	1,546.98	1,551.02	1,557.68
6	Batasa Syariah	1,203.25	1,203.53	1,203.82	1,204.42	1,205.95	1,206.90	1,208.17	1,209.12
7	BIG Palapa	801.49	791.18	798.38	801.39	798.1	796.06	802.05	807.98
8	BNI Dana Fleksible	1,655.30	1,655.91	1,650.79	1,647.14	1,649.46	1,645.15	1,643.99	1,650.78
9	BNI Dana Plus Syariah	1,093.67	1,094.05	1,094.40	1,094.75	1,095.10	1,096.16	1,097.87	1,099.06
10	Brahma OPTIMA	1,115.77	1,116.30	1,116.85	1,116.63	1,117.18	1,116.24	1,117.69	1,118.00
11	BSM Investa Berimbang	1,022.88	1,023.20	1,023.43	1,023.85	1,024.24	1,026.42	1,027.64	1,029.16
12	Dana Investa Bersama(*)	1,007.09	1,008.06	1,005.99	1,005.36	1,005.94	1,006.03	1,006.82	1,007.08
13	Dana Selaras Dinamis	1,184.34	1,185.10	1,185.20	1,185.08	1,183.97	1,182.97	1,183.39	1,186.40
14	Danareksa Anggrek	1,712.13	1,719.46	1,724.80	1,715.09	1,722.30	1,715.73	1,709.96	1,717.10
15	Danareksa Syariah Berimbang	1,618.27	1,621.99	1,624.42	1,616.89	1,616.44	1,614.71	1,617.93	1,621.24
16	Dhanawibawa Progresif	1,047.43	1,047.62	1,047.44	1,047.63	1,047.88	1,048.44	1,049.62	1,050.48

17	DUIT	4,760.82	4,761.69	4,762.57	4,763.45	4,764.32	4,766.95	4,770.45	4,773.07
18	First State Arjuna Fund	1,038.83	1,038.15	1,038.41	1,038.45	1,038.35	1,038.68	1,039.69	1,040.48
19	First State Ind. Balanced Fund	1,135.63	1,137.16	1,138.32	1,138.15	1,138.59	1,137.86	1,138.75	1,139.74
20	Fortis Pesona	3,963.95	3,985.25	4,016.85	3,997.92	4,006.74	3,986.90	3,986.78	4,001.97
21	Garuda Satu	3,513.48	3,515.21	3,550.33	3,542.58	3,549.53	3,543.86	3,545.96	3,548.30
22	Investasi Reksa Plus	1,030.96	1,030.96	1,031.48	1,031.51	1,031.58	1,032.21	1,032.87	1,033.64
23	Jisawi Mix	1,850.25	1,853.18	1,856.08	1,844.54	1,844.82	1,839.67	1,842.98	1,851.37
24	Mahanusa Dana Kapital	1,742.39	1,731.40	1,740.41	1,741.37	1,737.42	1,734.42	1,743.77	1,759.50
25	Manulife Dana Campuran	1,732.20	1,739.57	1,744.23	1,734.82	1,739.28	1,732.44	1,734.47	1,740.36
26	Master Berimbang	1,260.23	1,266.56	1,264.53	1,262.60	1,261.33	1,252.01	1,245.54	1,246.67
27	Mega Dana Kombinasi	1,762.94	1,763.09	1,765.63	1,759.22	1,763.60	1,759.89	1,757.03	1,755.65
28	MR.FLEX	2,554.89	2,564.62	2,567.40	2,561.01	2,572.43	2,563.79	2,565.72	2,569.18
29	Portfolio Dinamis Plus	1,125.28	1,126.23	1,127.53	1,127.19	1,126.94	1,126.45	1,128.44	1,130.65
30	Reksa Dana Paramitra Optimum	1,012.01	1,012.59	1,012.16	1,011.55	1,010.70	1,010.59	1,011.53	1,012.30
31	Reksa Dana PNM Syariah	1,480.12	1,481.35	1,484.28	1,481.03	1,484.28	1,483.62	1,485.84	1,488.69
32	Reksa Dana Prima	1,227.45	1,224.56	1,224.35	1,224.82	1,210.70	1,209.60	1,216.71	1,231.26
33	Reksadana DANA TIRTA	1,234.40	1,234.24	1,241.99	1,243.39	1,238.62	1,235.94	1,239.91	1,249.24
34	Reksadana PG Synergy	1,158.86	1,159.20	1,159.49	1,159.80	1,160.11	1,161.07	1,162.35	1,163.28
35	SAM Dana Berkembang	3,599.03	3,584.18	3,581.93	3,587.75	3,582.25	3,558.05	3,609.33	3,631.10
36	Schroder Dana Kombinasi	1,017.84	1,018.77	1,019.39	1,019.39	1,018.89	1,018.38	1,018.11	1,020.77
37	Schroder Dana Prestasi	5,247.34	5,270.60	5,296.49	5,277.59	5,282.69	5,262.49	5,261.66	5,286.22
38	Schroder Dana Terpadu	3,410.19	3,423.77	3,430.08	3,424.93	3,426.28	3,421.79	3,425.40	3,445.70
39	Semesta Dana Maxima	1,055.75	1,054.59	1,053.27	1,053.71	1,051.94	1,051.54	1,052.19	1,052.04
40	Si Dana Dinamis	2,033.95	2,043.74	2,049.35	2,046.01	2,044.55	2,040.84	2,041.97	2,044.94
41	Si Dana Fleksi	3,460.74	3,471.05	3,469.67	3,463.61	3,463.59	3,453.96	3,451.63	3,449.61
42	Simas Satu	1,938.37	1,934.10	1,941.93	1,924.13	1,923.33	1,906.06	1,918.36	1,916.08
43	Supra Surya Maxima	1,012.82	1,014.26	1,013.94	1,014.43	1,015.04	1,016.69	1,018.08	1,020.43
44	Tiga Pilar Dana Flexi	1,047.98	1,048.88	1,050.49	1,049.50	1,049.50	1,049.59	1,050.42	1,053.13
45	Trimegah Dana Kombinasi	1,822.20	1,827.97	1,839.42	1,834.91	1,836.62	1,832.14	1,833.78	1,844.07


No	Reksadana Pendapatan Tetap	16-Feb-05	17-Feb-05	18-Feb-05	21-Feb-05	22-Feb-05	23-Feb-05	24-Feb-05	25-Feb-05	28-Feb-05
1	AA Investa Reksa Dollar(Rp)	1,215.48	1,220.66	1,219.40	1,217.07	1,213.25	1,213.25	1,216.59	1,216.26	1,217.06
2	AA Investa Reksa Dollar(USD)	0.13123	0.13125	0.13127	0.13133	0.13135	0.13138	0.13140	0.13	0.13143
3	AA-MAN Optima	1,049.51	1,049.58	1,049.65	1,050.10	1,050.43	1,051.29	1,051.56	1,051.84	1,052.61
4	AA-MAN Pendapatan Tetap	1,135.31	1,135.34	1,135.34	1,136.02	1,136.27	1,136.93	1,137.18	1,137.35	1,137.35
5	AAA Bond Fund	1,217.87	1,218.27	1,218.65	1,219.84	1,220.22	1,220.62	1,221.01	1,221.38	1,222.52
6	ABN Amro Dana Dollar AS (USD)	0.2608	0.2608	0.2608	0.2608	0.2608	0.2608	0.2608	0.26	0.2608
7	ABN Amro Dana Dollar AS(NAB Indikasi)	2,415.43	2,425.34	2,422.47	2,416.74	2,413.61	2,408.32	2,414.52	2,413.48	2,414.79
8	ABN Amro Dana Hasil Berkala	1,324.62	1,324.98	1,325.34	1,326.40	1,326.65	1,328.91	1,330.83	1,331.66	1,333.08
9	ABN Amro Dana Pendapatan Tetap	1,059.06	1,059.28	1,059.54	1,060.30	1,060.53	1,060.77	1,061.05	1,061.22	1,061.82
10	Bahana Dana Arjuna	1,048.49	1,048.56	1,048.59	1,048.58	1,048.95	1,049.44	1,049.56	1,049.96	1,050.36
11	Batasa Pendapatan Tetap	1,114.29	1,114.62	1,114.94	1,115.91	1,116.24	1,116.40	1,116.55	1,116.87	1,117.81
12	Berlian	1,216.23	1,214.62	1,215.92	1,216.23	1,218.17	1,218.93	1,219.11	1,219.05	1,219.21
13	BIG Dana Likuid	1,560.52	1,561.09	1,561.66	1,563.29	1,564.74	1,566.18	1,567.48	1,568.80	1,573.13
14	BNI Dana Berbunga Dua	1,561.84	1,562.29	1,562.74	1,564.09	1,564.54	1,564.97	1,565.49	1,565.92	1,567.45
15	BNI Dana Lancar	1,434.95	1,435.28	1,435.61	1,436.64	1,437.02	1,437.40	1,437.80	1,438.20	1,439.38
16	BNI Dana Plus	1,318.30	1,318.62	1,318.94	1,319.90	1,320.22	1,320.53	1,320.85	1,321.60	1,322.64
17	BNI Dana Syariah	1,100.44	1,100.85	1,101.27	1,102.49	1,102.89	1,103.29	1,103.68	1,104.09	1,105.24
18	Brahma MAXIMA	1,113.33	1,113.05	1,113.99	1,114.83	1,115.59	1,115.57	1,115.63	1,115.67	1,118.55
19	Brent Dana Tetap	1,079.09	1,079.41	1,080.23	1,081.16	1,081.49	1,081.81	1,082.14	1,082.81	1,083.78
20	Brivestama Pasti	1,212.14	1,212.45	1,212.78	1,213.72	1,226.24	1,226.48	1,226.99	1,227.94	1,227.34
21	CAM Dana Mantap	1,171.10	1,171.09	1,170.64	1,171.83	1,172.04	1,172.00	1,171.99	1,172.36	1,172.62
22	Citireksadana Rupiah Plus	1,105.47	1,105.62	1,105.15	1,106.23	1,106.13	1,106.28	1,106.27	1,106.43	1,106.70
23	Corfina Rupiah Plus	999.67	999.41	999.39	999.44	999.68	1,000.00	999.98	1,000.00	999.38
24	CorfinaCapital Pendapatan Tetap	1,183.11	1,182.92	1,182.43	1,183.12	1,183.44	1,183.90	1,184.04	1,184.13	1,184.03
25	Dana Likuid Kombinasi	1,037.91	1,038.06	1,038.31	1,039.05	1,039.29	1,039.54	1,039.78	1,040.03	1,040.85
26	Dana Pasti	1,182.94	1,183.27	1,183.60	1,184.65	1,184.90	1,185.05	1,185.29	1,185.61	1,186.58
27	Dana Sejahtera Optima	1,114.98	1,115.13	1,115.20	1,115.66	1,115.82	1,116.13	1,116.33	1,116.54	1,116.66
28	Dana Tetap Arjuna	1,033.83	1,034.09	1,034.34	1,034.94	1,035.00	1,035.01	1,035.41	1,035.73	1,035.79
29	Dana Tetap Instan	1,084.16	1,084.21	1,084.80	1,086.04	1,086.07	1,086.65	1,087.64	1,088.26	1,088.29
30	Dana Tetap Optima	1,202.33	1,202.67	1,203.02	1,204.08	1,204.39	1,204.80	1,205.14	1,205.40	1,206.17
31	Danamas Dollar(Rp)	9,548.31	9,588.54	9,578.25	9,558.72	9,547.40	9,527.82	9,553.63	9,550.56	9,558.87
32	Danamas Dollar(US\$)	1.030913	1.031026	1.03114	1.03148	1.031594	1.031708	1.031822	1.03	1.032276
33	Danamas Mantap	1,406.87	1,407.37	1,407.87	1,409.37	1,409.88	1,410.38	1,410.88	1,411.39	1,412.90
34	Danamas Pasti	1,231.13	1,231.47	1,231.81	1,232.82	1,233.16	1,233.50	1,233.83	1,234.17	1,235.19
35	Danareksa Gebyar Indonesia	1,244.19	1,244.40	1,244.67	1,245.49	1,245.63	1,245.88	1,246.16	1,246.41	1,247.17
36	Dollar Plus(Rp)	1,173.03	1,174.03	1,174.20	1,173.08	1,166.62	1,170.99	1,171.18	1,173.52	1,173.45

37	Dollar Plus(US\$)	0.12645	0.12647	0.12649	0.12655	0.12657	0.12659	0.12661	0.13	0.12669
38	Dompot Dhuafa-BTS Syariah	1,046.24	1,046.44	1,046.72	1,046.21	1,046.40	1,046.61	1,046.83	1,047.02	1,047.69
39	EKOFIX	1,146.27	1,146.49	1,146.96	1,147.93	1,149.77	1,149.88	1,150.15	1,150.53	1,150.99
40	First State Ind. Bond Fund	1,090.66	1,090.44	1,089.49	1,089.97	1,091.35	1,092.07	1,092.26	1,092.22	1,092.19
41	Fortis Lestari Dua	1,167.41	1,166.83	1,165.98	1,166.09	1,167.35	1,167.99	1,168.33	1,168.27	1,167.84
42	Ganesha Abadi	1,130.68	1,130.87	1,130.78	1,132.11	1,132.56	1,132.75	1,132.80	1,133.07	1,133.32
43	GK Goh Rupiah	1,191.71	1,193.90	1,196.00	1,198.57	1,201.45	1,203.28	1,205.35	1,206.88	1,206.96
44	GKGoh Dollar(Rp)	1,172.30	1,177.26	1,178.82	1,176.45	1,175.07	1,172.67	1,175.83	1,177.62	1,178.56
45	GKGoh Dollar(USD)	0.12657	0.12659	0.12691	0.12695	0.12697	0.12698	0.12699	0.13	0.12727
46	GMT Dana Pasti	1,290.09	1,290.55	1,291.00	1,292.36	1,292.89	1,293.72	1,293.48	1,294.10	1,295.40
47	Indovest Dana Obligasi	2,174.10	2,174.61	2,175.53	2,177.05	2,178.49	2,179.00	2,180.68	2,181.19	2,182.71
48	Investasi Reksa Premium	1,029.22	1,029.51	1,029.82	1,030.65	1,030.93	1,031.21	1,031.49	1,031.77	1,032.62
49	ITB-Niaga	1,129.89	1,130.20	1,130.79	1,131.02	1,131.34	1,131.71	1,132.02	1,132.35	1,134.03
50	Jisawi Fix Plus	1,249.06	1,249.43	1,249.81	1,250.96	1,251.34	1,251.72	1,252.09	1,252.46	1,253.55
51	LIPPO Dana Mantap	1,356.93	1,357.11	1,356.47	1,357.46	1,357.48	1,357.66	1,357.78	1,358.05	1,358.33
52	Mahanusa Dana Optimum	1,106.00	1,001.87	1,110.94	1,112.10	1,114.41	1,114.50	1,115.03	1,117.68	1,116.53
53	Mahanusa Dana Stabil	1,013.97	1,108.64	1,012.30	1,011.92	1,018.09	1,018.79	1,018.68	1,018.43	1,018.67
54	Mahanusa Obligasi Negara	1,172.74	1,172.98	1,172.62	1,171.41	1,172.77	1,173.36	1,173.62	1,173.96	1,173.82
55	Mandiri Investa Dollar AS (Rp)	1,145.59	1,150.08	1,148.78	1,146.12	1,144.60	1,140.31	1,142.33	1,146.04	1,147.33
56	Mandiri Investa Dollar AS (USD)	0.1237	0.1237	0.1237	0.1237	0.1237	0.1235	0.1234	0.12	0.1239
57	Manulife Obligasi Negara Indonesia	1,159.25	1,159.28	1,160.42	1,161.23	1,161.25	1,161.32	1,162.74	1,163.65	1,163.68
58	Manulife Obligasi Unggulan	1,147.70	1,148.03	1,149.31	1,150.24	1,150.38	1,151.08	1,151.90	1,152.20	1,152.99
59	Manulife Obligasi Variabel Negara	1,087.63	1,088.40	1,089.18	1,089.69	1,089.77	1,091.60	1,091.66	1,091.83	1,091.89
60	Manulife Pendapatan Bulanan	1,029.00	1,029.03	1,030.20	1,031.25	1,022.13	1,022.52	1,023.63	1,024.13	1,024.16
61	Master Pundi	1,229.72	1,230.07	1,230.40	1,231.21	1,232.25	1,232.13	1,232.64	1,233.26	1,234.08
62	MR BOND	1,239.10	1,239.45	1,239.79	1,240.87	1,241.23	1,241.60	1,241.95	1,242.31	1,243.51
63	Niaga Pendapatan Tetap B	1,293.54	1,294.26	1,294.48	1,295.46	1,296.11	1,298.71	1,302.51	1,302.88	1,304.04
64	Niaga Pendapatan Tetap C	1,035.27	1,035.73	1,036.05	1,036.34	1,036.53	1,037.12	1,037.28	1,037.57	1,039.33
65	Niaga Smart Fund	1,242.26	1,241.33	1,242.41	1,243.04	1,243.03	1,243.25	1,243.46	1,246.19	1,244.52
66	Nikko Bond Nusantara	1,289.46	1,289.65	1,290.50	1,291.37	1,291.70	1,292.58	1,292.61	1,293.45	1,294.64
67	Nikko Bunga Nusantara	1,296.27	1,296.57	1,297.28	1,297.92	1,298.14	1,298.88	1,299.25	1,299.85	1,300.36
68	Nikko Gebyar Indonesia	1,197.76	1,198.09	1,198.41	1,199.37	1,199.72	1,200.04	1,200.36	1,200.70	1,201.70
69	Nikko Indah Nusantara	1,522.48	1,522.96	1,523.48	1,525.01	1,525.51	1,526.01	1,527.72	1,528.21	1,529.72
70	Nikko Swarnadwipa	1,176.77	1,177.00	1,177.05	1,179.14	1,179.17	1,179.63	1,178.93	1,180.55	1,181.30
71	Nikko Tron	1,471.76	1,472.20	1,472.67	1,473.94	1,474.39	1,474.83	1,475.29	1,475.74	1,477.04
72	NISP DANA MANTAB	1,000.00	1,000.00	1,000.00	1,000.00	1,000.00	1,000.00	1,000.00	1,000.00	1,000.00
73	NISP Dana Tetap	1,358.40	1,359.19	1,359.98	1,362.35	1,363.14	1,363.93	1,364.72	1,365.32	1,367.24
74	Optima Fund	1,034.55	1,034.80	1,035.03	1,035.93	1,036.28	1,036.58	1,036.84	1,037.13	1,037.74
75	Optima Obligasi	1,170.49	1,170.87	1,171.25	1,172.40	1,173.19	1,173.58	1,173.44	1,173.83	1,174.97
76	Panin Dana Optima	1,323.50	1,323.56	1,323.63	1,323.82	1,323.88	1,323.93	1,324.00	1,324.06	1,324.25

250.35	1,230.60	1,231.42	1,231.69	1,231.96	1,232.26	1,232.56	1,233.83
231.83	1,231.94	1,232.88	1,233.77	1,234.12	1,235.34	1,235.70	1,237.32
052.98	1,053.23	1,053.78	1,054.06	1,054.31	1,054.57	1,054.85	1,055.50
198.78	1,200.54	1,201.51	1,201.79	1,202.39	1,202.68	1,203.21	1,203.42
093.74	1,093.75	1,094.77	1,095.21	1,095.49	1,095.63	1,096.08	1,097.07
083.19	1,083.35	1,083.99	1,084.12	1,084.47	1,084.62	1,084.91	1,084.94
166.14	1,166.30	1,166.77	1,166.91	1,167.24	1,167.50	1,167.73	1,168.47
719.00	1,720.84	1,721.94	1,721.96	1,722.45	1,724.24	1,725.37	1,725.40
153.17	1,153.51	1,154.28	1,154.63	1,155.12	1,155.68	1,156.14	1,157.00
186.47	1,173.10	1,172.44	1,174.11	1,174.51	1,174.94	1,174.61	1,175.61
365.84	1,369.61	1,372.05	1,372.85	1,376.46	1,378.39	1,372.77	1,373.99
165.90	1,164.05	1,156.54	1,166.15	1,166.22	1,166.45	1,166.19	1,168.01
230.33	1,149.83	1,150.71	1,150.46	1,150.91	1,151.02	1,150.76	1,150.53
017.64	1,017.90	1,018.63	1,018.89	1,019.39	1,019.69	1,019.98	1,021.95
201.49	1,200.23	1,197.86	1,196.45	1,194.03	1,197.29	1,196.93	1,198.04
29193	0.12921	0.129261	0.129277	0.129294	0.129311	0.13	0.129379
178.46	1,178.72	1,179.52	1,179.78	1,180.04	1,180.31	1,180.51	1,181.25
414.71	1,414.74	1,415.76	1,416.26	1,417.24	1,417.97	1,418.18	1,419.00
060.82	1,061.42	1,061.83	1,061.78	1,061.46	1,062.51	1,062.74	1,063.35
049.37	1,049.89	1,050.33	1,050.57	1,051.31	1,051.49	1,051.69	1,052.53
698.86	1,699.47	1,700.72	1,700.90	1,701.32	1,702.31	1,704.03	1,705.09
394.06	1,394.25	1,394.80	1,394.98	1,395.16	1,395.34	1,395.52	1,396.08
047.01	1,046.88	1,047.01	1,047.27	1,047.30	1,047.36	1,047.17	1,047.02
363.47	1,363.72	1,364.52	1,364.77	1,365.03	1,365.31	1,365.54	1,366.36
390.56	1,390.97	1,392.19	1,392.79	1,393.21	1,393.62	1,399.14	1,426.33
135.62	1,135.87	1,136.61	1,136.85	1,137.10	1,137.34	1,137.59	1,138.02
882.29	1,381.17	1,381.26	1,382.66	1,383.42	1,383.66	1,383.47	1,382.93
190.75	1,191.05	1,191.96	1,192.26	1,192.56	1,193.06	1,193.67	1,195.58
250.43	1,250.75	1,251.69	1,251.98	1,252.33	1,252.66	1,252.99	1,253.99
206.17	1,206.49	1,207.45	1,207.77	1,208.10	1,208.43	1,208.77	1,212.47
259.40	1,259.72	1,261.04	1,261.50	1,261.94	1,262.50	1,262.87	1,264.15
026.93	1,025.73	1,027.88	1,027.22	1,026.98	1,026.60	1,026.72	1,027.01
301.77	1,301.48	1,302.19	1,302.51	1,303.03	1,303.25	1,303.15	1,302.92
051.46	1,050.19	1,050.31	1,051.77	1,052.63	1,052.61	1,052.24	1,052.30
175.05	1,175.33	1,176.23	1,176.54	1,176.90	1,177.20	1,177.31	1,177.90
198.66	1,198.76	1,199.09	1,199.19	1,199.30	1,199.41	1,199.45	1,200.03
243.04	1,243.55	1,244.73	1,245.14	1,245.51	1,246.19	1,246.59	1,248.68
019.58	1,020.40	1,021.41	1,021.70	1,021.98	1,022.24	1,022.56	1,024.27
212.59	1,212.93	1,213.96	1,214.30	1,214.61	1,214.95	1,215.29	1,216.33

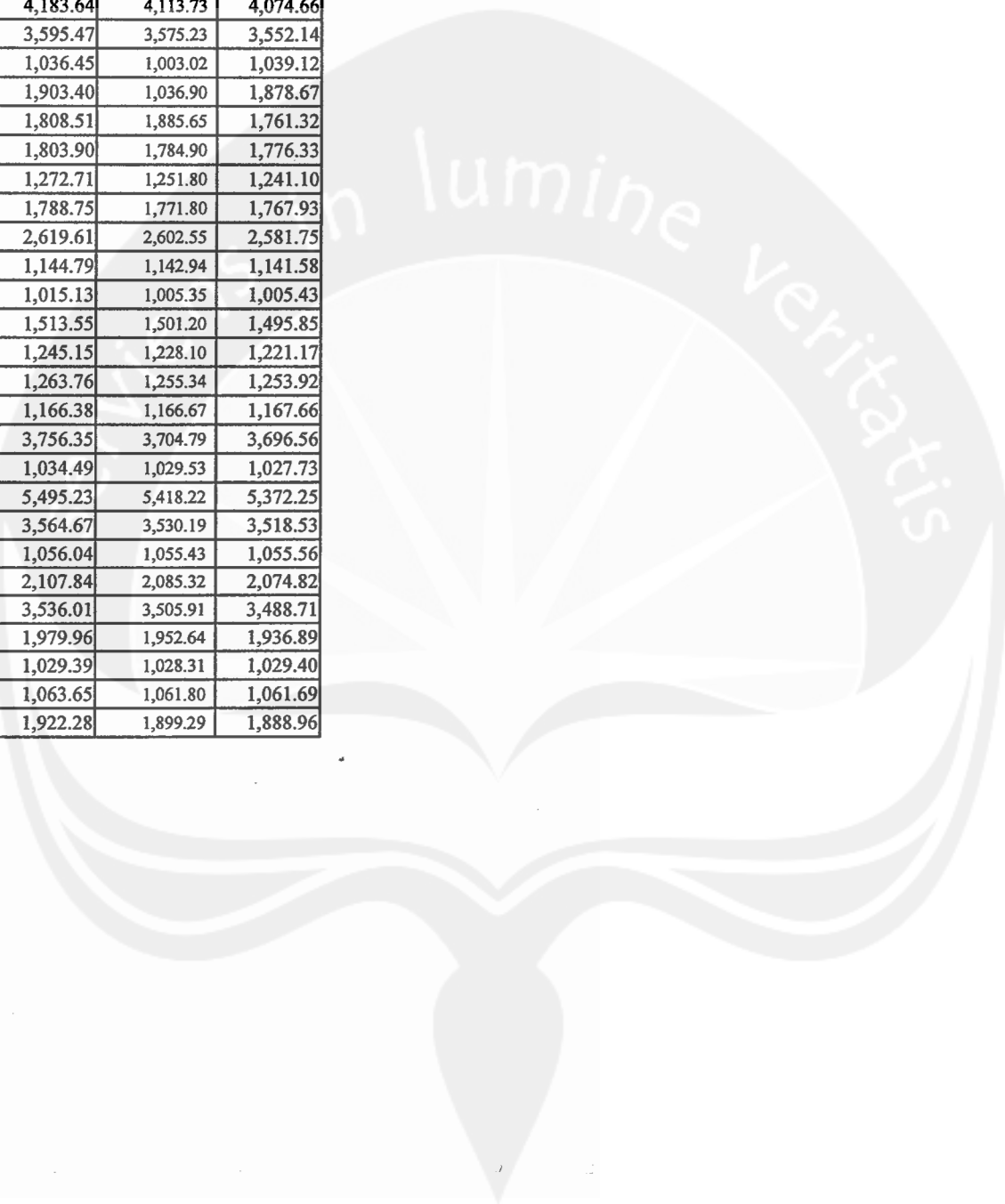


1,539.83	1,540.32	1,541.80	1,542.30	1,542.79	1,543.29	1,543.78	1,545.27
115.41	115.93	116.45	115.94	116.45	116.46	115.17	114.41
Feb-05	18-Feb-05	21-Feb-05	22-Feb-05	23-Feb-05	24-Feb-05	38,408.00	28-Feb-05
191.47	2,219.06	2,227.00	2,243.26	2,247.65	2,243.43	2,208.40	2,190.11
578.67	578.75	578.88	578.94	591.59	591.79	578.55	578.2
127.07	3,438.80	3,439.28	3,456.60	3,475.14	3,487.85	3,436.07	3,403.46
767.17	777.98	772.17	764.91	764.27	758	751.42	748.11
578.81	578.95	579.14	579.23	579.19	579.18	578.79	578.71
528.85	1,643.43	1,645.59	1,654.16	1,657.14	1,654.69	1,627.25	1,611.04
667.09	2,895.87	2,899.87	2,901.28	2,918.73	2,945.96	2,884.20	2,851.59
663.25	1,360.82	1,355.87	1,356.96	1,365.99	1,354.17	1,345.25	1,338.51
74.92	1,978.58	1,976.91	1,986.46	1,997.18	2,003.35	1,977.44	1,963.09
58.73	2,278.37	2,288.61	2,293.97	2,303.12	2,315.40	2,273.02	2,253.91
19.29	1,222.34	1,223.82	1,228.23	1,228.74	1,229.24	1,215.34	1,207.17
24.11	932.22	934.48	941.8	946.06	940.26	931.89	937.53
515.46	6,573.32	6,633.88	6,697.39	6,638.09	6,620.76	6,551.22	6,551.16
666.28	4,105.89	4,126.78	4,142.77	4,159.35	4,179.64	4,102.55	4,064.19
630.91	1,652.46	1,692.96	1,738.10	1,721.31	1,726.91	1,697.56	1,686.79
516.43	2,635.06	2,635.25	2,644.61	2,662.58	2,684.67	2,634.86	2,606.01
98.12	1,105.66	1,105.00	1,109.03	1,118.80	1,125.25	1,107.19	1,101.09
87.67	5,011.16	5,012.27	5,023.59	5,054.80	5,075.71	4,995.60	4,947.63
50.31	9,296.87	9,326.24	9,369.31	9,406.65	9,422.72	9,279.73	9,196.40
Feb-05	18-Feb-05	21-Feb-05	22-Feb-05	23-Feb-05	24-Feb-05	38,408.00	28-Feb-05
91.74	1,298.07	1,299.89	1,301.38	1,305.91	1,310.49	1,300.20	1,295.73
114.68	1,115.82	1,116.87	1,116.94	1,117.39	1,117.78	1,116.16	1,116.41
99.36	2,112.77	2,105.15	2,103.30	2,114.10	2,114.38	2,090.54	2,066.56
90.35	1,994.14	1,995.48	2,003.08	2,006.27	2,005.72	1,988.61	1,976.38
665.14	1,566.79	1,582.93	1,578.57	1,574.19	1,570.49	1,568.71	1,572.29
210.22	1,211.95	1,212.93	1,213.25	1,213.56	1,213.91	1,214.24	1,215.28
312.64	812.87	811.6	817.22	823.67	832.9	829.24	831.68
554.29	1,658.89	1,655.79	1,656.80	1,661.19	1,661.81	1,640.73	1,631.59
00.13	1,100.53	1,101.73	1,102.13	1,102.53	1,102.93	1,103.33	1,104.39
19.80	1,121.17	1,122.46	1,122.32	1,122.79	1,122.87	1,120.30	1,119.35
030.33	1,031.47	1,031.68	1,031.69	1,032.23	1,032.67	1,032.67	1,032.67
010.37	1,011.26	1,014.97	1,017.47	1,015.87	1,015.59	1,010.52	1,008.36
89.93	1,190.18	1,190.11	1,191.16	1,192.54	1,192.09	1,189.99	1,187.48
744.91	1,748.93	1,747.78	1,753.16	1,756.85	1,761.64	1,746.07	1,734.78
637.69	1,646.52	1,644.67	1,647.26	1,648.75	1,644.57	1,629.43	1,627.75
54.01	1,055.51	1,056.69	1,056.72	1,057.16	1,057.27	1,057.54	1,059.21






041.67	1,038.93	1,042.47	1,042.65	1,042.94	1,042.93	1,042.51	1,042.24
145.82	1,146.16	1,148.62	1,149.17	1,149.53	1,150.05	1,146.35	1,145.45
118.99	4,153.26	4,164.26	4,177.94	4,183.80	4,183.64	4,113.73	4,074.66
581.62	3,593.81	3,599.66	3,602.07	3,603.18	3,595.47	3,575.23	3,552.14
034.28	1,034.85	1,034.90	1,035.19	1,036.04	1,036.45	1,003.02	1,039.12
873.92	1,884.61	1,892.98	1,902.32	1,901.78	1,903.40	1,036.90	1,878.67
796.76	1,822.84	1,812.92	1,816.23	1,818.00	1,808.51	1,885.65	1,761.32
777.35	1,787.18	1,790.50	1,792.89	1,797.89	1,803.90	1,784.90	1,776.33
272.53	1,271.92	1,270.09	1,269.53	1,270.71	1,272.71	1,251.80	1,241.10
785.75	1,797.78	1,792.14	1,791.99	1,793.75	1,788.75	1,771.80	1,767.93
616.43	2,629.10	2,648.94	2,672.21	2,638.57	2,619.61	2,602.55	2,581.75
136.19	1,138.27	1,140.41	1,143.15	1,144.42	1,144.79	1,142.94	1,141.58
015.27	1,021.68	1,022.29	1,020.87	1,020.96	1,015.13	1,005.35	1,005.43
503.14	1,507.69	1,514.60	1,512.32	1,514.24	1,513.55	1,501.20	1,495.85
246.40	1,254.18	1,250.44	1,251.55	1,253.77	1,245.15	1,228.10	1,221.17
250.96	1,259.51	1,261.15	1,270.85	1,270.19	1,263.76	1,255.34	1,253.92
164.21	1,164.51	1,165.42	1,165.72	1,166.07	1,166.38	1,166.67	1,167.66
699.34	3,741.59	3,766.85	3,795.38	3,784.30	3,756.35	3,704.79	3,696.56
028.34	1,029.55	1,029.38	1,030.32	1,033.06	1,034.49	1,029.53	1,027.73
416.15	5,436.51	5,437.53	5,449.21	5,477.42	5,495.23	5,418.22	5,372.25
516.14	3,526.02	3,528.34	3,536.15	3,556.92	3,564.67	3,530.19	3,518.53
052.41	1,051.08	1,052.55	1,055.75	1,056.55	1,056.04	1,055.43	1,055.56
080.47	2,087.64	2,091.84	2,099.37	2,107.80	2,107.84	2,085.32	2,074.82
498.35	3,505.13	3,513.09	3,525.35	3,528.79	3,536.01	3,505.91	3,488.71
945.77	1,965.49	1,980.93	1,979.02	1,980.06	1,979.96	1,952.64	1,936.89
023.68	1,023.35	1,025.43	1,025.97	1,027.78	1,029.39	1,028.31	1,029.40
055.69	1,059.40	1,060.90	1,063.31	1,063.60	1,063.65	1,061.80	1,061.69
889.72	1,906.55	1,906.49	1,910.30	1,918.35	1,922.28	1,899.29	1,888.96



01-Mar-05	03-Mar-05	04-Mar-05	07-Mar-05	08-Mar-05	09-Mar-05	10-Mar-05	14-Mar-05
1,220.13	1,226.54	1,226.45	1,227.96	1,232.06	1,229.67	1,234.00	
0.13149	0.13150	0.13152	0.13154	0.13156	0.13159	0.13163	
1,052.81	1,053.10	1,053.72	1,053.75	1,053.75	1,053.76	1,053.88	
1,137.42	1,137.45	1,137.46	1,137.47	1,136.41	1,135.40	1,134.77	
1,224.41	1,224.79	1,225.91	1,226.29	1,226.66	1,227.04	1,228.56	
0.2608	0.2608	0.2608	0.2608	0.2608	0.2608	0.2608	
2,419.73	2,432.24	2,431.72	2,434.33	2,442.11	2,436.86	2,444.70	
1,334.65	1,334.30	1,334.64	1,335.38	1,335.55	1,335.79	1,336.57	
1,061.43	1,061.15	1,061.94	1,062.13	1,062.33	1,062.49	1,063.20	
1,051.77	1,051.96	1,052.59	1,052.89	1,053.15	1,053.44	1,054.54	
1,119.60	1,119.91	1,120.85	1,114.55	1,115.41	1,115.84	1,116.94	
1,219.60	1,224.52	1,225.27	1,225.20	1,224.27	1,224.94	1,225.28	
1,576.49	1,577.37	1,579.68	1,580.68	1,581.02	1,582.22	1,584.52	
1,570.02	1,570.47	1,571.81	1,572.26	1,572.71	1,573.16	1,575.30	
1,440.79	1,441.18	1,442.36	1,442.74	1,443.11	1,443.49	1,444.96	
1,323.76	1,324.10	1,325.09	1,325.44	1,325.78	1,326.13	1,327.44	
1,106.37	1,106.74	1,107.87	1,108.26	1,108.64	1,109.03	1,110.61	
1,120.20	1,120.71	1,121.57	1,121.37	1,120.90	1,121.00	1,121.39	
1,085.11	1,085.43	1,086.41	1,086.73	1,087.93	1,088.26	1,089.55	
1,226.72	1,226.71	1,226.57	1,226.08	1,226.08	1,223.79	1,224.23	
1,172.81	1,172.31	1,174.48	1,174.52	1,174.76	1,175.25	1,176.23	
1,107.48	1,107.11	1,108.15	1,107.55	1,107.67	1,107.51	1,108.22	
1,000.00	999.62	999.32	998.76	998	997.78	998	
1,184.81	1,184.27	1,184.64	1,184.17	1,183.81	1,183.70	1,184.04	
1,042.16	1,042.39	1,043.14	1,043.38	1,043.59	1,043.72	1,044.69	
1,188.24	1,188.46	1,189.10	1,189.32	1,189.53	1,189.75	1,190.61	
1,117.67	1,117.70	1,117.98	1,118.06	1,118.17	1,118.29	1,118.90	
1,035.93	1,035.99	1,035.79	1,035.86	1,035.38	1,037.01	1,034.04	
1,088.34	1,088.36	1,088.38	1,088.38	1,087.47	1,087.32	1,087.33	
1,206.99	1,207.29	1,208.26	1,208.54	1,208.80	1,209.04	1,210.23	
9,581.66	9,632.29	9,633.42	9,644.81	9,676.88	9,657.28	9,692.55	
1.032618	1.032732	1.033075	1.033189	1.033303	1.033417	1.033872	
1,414.41	1,414.91	1,416.42	1,416.94	1,417.46	1,417.98	1,420.05	
1,236.20	1,236.55	1,237.57	1,237.92	1,238.27	1,238.62	1,240.00	
1,247.75	1,247.89	1,248.35	1,248.42	1,248.48	1,248.53	1,249.38	
1,177.53	1,183.13	1,182.71	1,188.62	1,186.91	1,185.84	1,189.19	
0.12675	0.12678	0.12683	0.12685	0.12688	0.12690	0.12698	
1,048.60	1,048.83	1,049.50	1,049.32	1,049.52	1,049.51	1,050.20	
1,151.67	1,151.76	1,153.08	1,153.87	1,153.05	1,153.53	1,153.51	
1,092.83	1,092.06	1,092.46	1,092.65	1,092.13	1,091.96	1,092.78	
1,167.79	1,167.72	1,167.96	1,167.61	1,166.73	1,166.61	1,166.82	



4.06	1,134.00	1,134.10	1,135.85	1,135.94	1,135.97	1,136.11	1,136.62
7.30	1,207.31	1,207.21	1,208.12	1,208.16	1,208.49	1,208.96	1,209.56
9.48	1,181.38	1,189.72	1,189.91	1,191.20	1,195.20	1,192.56	1,196.80
0.13	0.12732	0.12756	0.12760	0.12761	0.12762	0.12762	0.12766
5.81	1,296.56	1,296.32	1,299.41	1,299.73	1,299.98	1,300.25	1,301.60
7.46	2,214.38	2,218.99	2,230.58	2,231.09	2,233.24	2,235.05	2,238.65
8.65	1,034.01	1,034.30	1,035.21	1,035.52	1,035.82	1,036.12	1,037.31
5.33	1,144.94	1,145.30	1,145.37	1,146.44	1,146.44	1,147.47	1,148.49
4.32	1,255.01	1,255.39	1,256.36	1,256.76	1,257.14	1,257.53	1,259.34
9.11	1,359.42	1,358.02	1,359.19	1,358.45	1,358.84	1,358.66	1,359.56
5.98	1,114.16	1,110.44	1,111.22	1,110.85	1,108.43	1,107.72	1,106.83
9.18	1,019.03	1,018.92	1,019.79	1,019.86	1,019.47	1,019.42	1,020.04
3.25	1,173.86	1,174.20	1,174.80	1,173.44	1,172.94	1,173.83	1,174.51
7.75	1,149.46	1,156.14	1,156.37	1,157.68	1,161.28	1,158.57	1,162.18
2390	0.12390	0.12400	0.12400	0.12400	0.12400	0.12400	0.12400
3.73	1,163.74	1,163.76	1,163.78	1,163.78	1,162.85	1,162.69	1,162.72
2.08	1,152.11	1,151.41	1,152.28	1,152.29	1,152.22	1,151.80	1,151.98
2.05	1,092.07	1,092.15	1,092.23	1,092.24	1,092.26	1,092.27	1,092.75
1.20	1,024.21	1,024.23	1,024.25	1,024.26	1,023.13	1,023.03	1,023.04
4.68	1,235.22	1,236.68	1,237.99	1,238.39	1,238.82	1,238.97	1,240.44
1.22	1,244.58	1,244.95	1,246.02	1,246.60	1,246.85	1,247.33	1,248.73
1.84	1,375.33	1,378.18	1,376.97	1,377.88	1,378.16	1,378.28	1,378.45
1.88	1,040.74	1,042.11	1,042.11	1,042.51	1,042.71	1,042.45	1,042.88
1.95	1,245.16	1,245.70	1,240.42	1,240.31	1,240.52	1,239.31	1,240.15
5.67	1,296.03	1,296.50	1,297.90	1,298.86	1,299.42	1,299.81	1,300.88
2.29	1,302.72	1,303.09	1,304.37	1,306.02	1,306.41	1,306.72	1,307.70
1.36	1,202.69	1,203.03	1,204.03	1,204.37	1,204.68	1,204.86	1,205.76
1.70	1,531.17	1,531.61	1,532.93	1,533.67	1,534.11	1,534.63	1,536.08
2.18	1,182.81	1,182.72	1,185.17	1,183.23	1,184.38	1,184.40	1,185.18
7.94	1,478.33	1,478.78	1,480.11	1,480.76	1,481.21	1,481.48	1,482.61
0.00	1,000.00	1,000.00	1,000.00	1,000.00	1,000.00	1,000.00	1,000.00
1.48	1,369.00	1,369.40	1,370.47	1,370.87	1,371.47	1,372.11	1,374.91
1.39	1,038.64	1,038.69	1,039.13	1,039.29	1,038.75	1,038.87	1,039.86
1.84	1,176.15	1,176.51	1,177.65	1,180.35	1,180.73	1,180.51	1,181.98
1.56	1,324.63	1,324.69	1,324.88	1,324.94	1,325.01	1,325.07	1,325.32
0.62	1,330.97	1,331.33	1,332.38	1,332.74	1,333.10	1,333.45	1,334.86
1.62	1,238.92	1,239.21	1,240.10	1,240.39	1,241.14	1,241.42	1,242.55
1.82	1,239.33	1,239.43	1,241.03	1,241.76	1,242.35	1,243.02	1,244.64
1.23	1,056.46	1,056.68	1,057.56	1,058.00	1,058.14	1,058.30	1,059.40
1.21	1,205.52	1,205.68	1,206.14	1,206.17	1,206.21	1,206.31	1,207.09
1.28	1,098.56	1,098.59	1,099.44	1,099.47	1,100.68	1,100.70	1,101.85
1.72	1,085.96	1,085.94	1,086.28	1,086.27	1,086.34	1,086.49	1,087.12
1.81	1,169.07	1,169.25	1,170.02	1,170.13	1,170.25	1,170.36	1,171.38
1.43	1,725.44	1,725.46	1,725.48	1,725.46	1,725.15	1,725.03	1,725.04




7.58	1,157.71	1,157.86	1,158.21	1,158.22	1,158.23	1,158.42	1,158.87
7.68	1,177.53	1,176.19	1,181.35	1,180.58	1,183.68	1,181.56	1,183.53
8.66	1,383.89	1,386.13	1,391.30	1,397.66	1,401.44	1,398.43	1,409.61
8.09	1,166.79	1,163.45	1,166.19	1,162.65	1,169.04	1,164.59	1,166.83
9.95	1,151.00	1,150.66	1,150.49	1,150.23	1,149.36	1,149.14	1,149.34
2.81	1,023.19	1,023.57	1,024.28	1,024.60	1,024.89	1,025.19	1,026.18
9.01	1,200.98	1,207.35	1,207.55	1,209.00	1,213.05	1,210.62	1,214.99
2941	0.12943	0.12945	0.12950	0.12951	0.12953	0.12955	0.12960
1.68	1,181.96	1,182.24	1,183.12	1,183.43	1,183.73	1,184.02	1,185.20
2.11	1,452.89	1,458.66	1,455.57	1,456.62	1,457.30	1,457.49	1,457.57
4.57	1,065.66	1,065.67	1,066.38	1,066.06	1,066.93	1,067.84	1,068.93
3.41	1,053.76	1,054.10	1,054.80	1,055.13	1,055.29	1,055.59	1,056.50
5.77	1,707.16	1,707.30	1,708.35	1,708.94	1,709.31	1,709.50	1,711.02
5.45	1,396.61	1,396.80	1,397.36	1,397.55	1,397.74	1,397.92	1,398.67
5.73	1,046.64	1,046.17	1,046.10	1,046.34	1,045.97	1,046.48	1,046.62
5.88	1,367.16	1,367.43	1,368.24	1,368.50	1,368.77	1,369.00	1,370.13
9.08	1,439.44	1,439.81	1,440.94	1,441.33	1,441.72	1,461.67	1,463.85
9.56	1,142.10	1,142.34	1,143.06	1,143.30	1,143.54	1,143.78	1,144.74
2.53	1,382.53	1,382.25	1,382.59	1,382.30	1,381.16	1,381.12	1,381.29
2.71	1,211.02	1,211.32	1,214.79	1,215.09	1,216.69	1,217.76	1,219.91
4.62	1,254.91	1,255.25	1,256.37	1,256.74	1,257.11	1,257.48	1,258.89
9.70	1,216.91	1,220.68	1,221.96	1,225.15	1,226.65	1,227.69	1,230.16
5.48	1,265.33	1,265.02	1,265.37	1,264.66	1,264.55	1,264.72	1,265.60
9.81	1,028.03	1,027.42	1,029.89	1,028.04	1,028.92	1,027.93	1,028.96
3.59	1,303.71	1,303.47	1,303.50	1,303.17	1,302.39	1,302.30	1,302.69
2.57	1,052.44	1,052.44	1,053.07	1,052.79	1,052.25	1,052.31	1,052.77
3.50	1,178.79	1,179.09	1,180.29	1,180.64	1,180.87	1,181.00	1,181.89
9.42	1,200.56	1,200.61	1,200.72	1,200.83	1,200.83	1,200.88	1,201.28
9.59	1,250.01	1,250.47	1,251.62	1,252.07	1,252.08	1,252.15	1,254.36
2.65	1,031.71	1,032.59	1,034.15	1,035.42	1,035.42	1,036.75	1,038.08
7.74	1,222.80	1,224.40	1,226.89	1,229.68	1,231.49	1,232.72	1,234.35
1.12	1,090.02	1,090.37	1,086.38	1,086.04	1,083.25	1,081.84	1,079.03
5.26	1,546.75	1,547.25	1,548.74	1,549.23	1,549.73	1,550.23	1,552.21
9.21	116.47	117.24	117.51	117.51	119.05	119.57	122.4
<b>r-05</b>	<b>03-Mar-05</b>	<b>04-Mar-05</b>	<b>07-Mar-05</b>	<b>08-Mar-05</b>	<b>09-Mar-05</b>	<b>10-Mar-05</b>	<b>14-Mar-05</b>
2.67	2,233.29	2,242.83	2,249.23	2,261.76	2,270.66	2,256.45	2,291.46
9.13	579.19	579.18	579.29	579.35	583.6	583.82	583.7
2.29	3,438.25	3,463.33	3,480.31	3,507.66	3,530.89	3,503.67	3,570.03
9.10	777.41	759.88	758.82	759.58	759.58	770.58	823.9
9.92	579.06	578.95	579.13	579.82	580.11	579.95	580.06
5.80	1,659.45	1,656.64	1,654.59	1,661.63	1,677.04	1,678.64	1,690.04
1.11	2,894.89	2,930.60	2,940.82	2,964.41	2,986.04	2,968.30	3,035.04
9.34	1,346.87	1,347.01	1,356.57	1,358.02	1,364.01	1,331.79	1,334.96
9.33	1,984.48	2,007.56	2,015.32	2,025.17	2,021.97	2,007.01	2,029.90



5.57	2,290.27	2,310.42	2,325.02	2,346.21	2,353.15	2,337.29	2,372.27
6.62	1,233.74	1,244.98	1,241.81	1,252.26	1,254.24	1,242.19	1,277.03
7.45	951.89	953.09	950.68	946.4	951.53	946.74	949.66
8.68	6,808.76	6,781.82	6,808.77	6,865.69	6,903.00	6,934.05	7,081.95
9.18	4,130.99	4,172.27	4,203.36	4,241.66	4,251.06	4,217.68	4,288.77
10.13	1,749.27	1,766.70	1,759.81	1,776.58	1,789.62	1,791.84	1,834.20
11.31	2,650.00	2,669.85	2,678.27	2,687.95	2,689.76	2,672.07	2,715.23
12.82	1,115.56	1,124.49	1,130.45	1,136.39	1,142.26	1,137.16	1,150.41
13.69	5,014.97	5,067.12	5,084.20	5,112.15	5,136.53	5,102.48	5,210.27
14.38	9,350.62	9,418.41	9,432.99	9,492.00	9,536.21	9,492.83	9,682.64
15-05	03-Mar-05	04-Mar-05	07-Mar-05	08-Mar-05	09-Mar-05	10-Mar-05	14-Mar-05
16.27	1,301.93	1,306.44	1,311.67	1,318.84	1,319.77	1,309.95	1,314.07
17.17	1,120.34	1,120.50	1,121.74	1,122.53	1,123.19	1,122.65	1,124.37
18.56	2,090.65	2,090.75	2,091.14	2,104.70	2,131.79	2,110.08	2,124.51
19.32	1,989.34	1,993.90	1,999.89	2,008.49	2,014.22	2,006.69	2,024.84
20.92	1,581.94	1,589.31	1,589.51	1,593.16	1,595.14	1,592.54	1,593.87
21.32	1,216.93	1,217.25	1,218.20	1,213.11	1,213.61	1,214.09	1,215.28
22.30	854.14	854.59	860.02	865.21	865.21	859.96	970.76
23.13	1,650.43	1,655.50	1,659.47	1,663.34	1,669.95	1,659.81	1,662.70
24.20	1,105.60	1,106.00	1,107.20	1,107.60	1,108.00	1,108.40	1,110.00
25.75	1,124.79	1,126.03	1,127.07	1,128.21	1,128.32	1,124.85	1,123.82
26.83	1,033.44	1,033.64	1,034.48	1,034.49	1,036.47	1,036.49	1,037.92
27.35	1,010.20	1,014.12	1,014.67	1,017.49	1,021.90	1,020.74	1,023.47
28.65	1,190.12	1,189.60	1,190.81	1,192.09	1,192.46	1,190.02	1,190.30
29.88	1,752.43	1,765.35	1,767.27	1,774.64	1,775.64	1,767.70	1,780.40
30.16	1,647.41	1,647.84	1,647.06	1,652.87	1,658.43	1,644.34	1,642.73
31.99	1,060.19	1,060.40	1,061.19	1,061.26	1,061.34	1,061.59	1,062.38
32.05	4,787.93	4,788.80	4,787.84	4,787.53	4,787.21	4,786.89	4,785.61
33.37	1,045.33	1,045.27	1,045.69	1,046.11	1,046.76	1,046.88	1,048.54
34.89	1,156.28	1,157.02	1,157.71	1,159.30	1,161.00	1,160.98	1,166.99
35.07	4,138.58	4,171.74	4,186.55	4,204.87	4,226.15	4,201.51	4,260.88
36.77	3,582.83	3,584.06	3,601.27	3,616.79	3,619.07	3,605.18	3,600.22
37.61	1,040.86	1,040.89	1,041.54	1,041.88	1,042.09	1,042.32	1,043.33
38.47	1,898.22	1,898.56	1,902.98	1,918.96	1,925.74	1,912.82	1,912.75
39.80	1,784.08	1,782.34	1,785.76	1,786.03	1,812.94	1,791.69	1,826.63
40.50	1,793.68	1,802.71	1,809.88	1,818.85	1,822.41	1,813.84	1,829.49
41.15	1,264.79	1,277.57	1,268.63	1,276.67	1,279.25	1,264.51	1,300.71
42.88	1,777.53	1,788.88	1,792.22	1,795.52	1,797.37	1,787.99	1,777.80
43.95	2,619.87	2,619.82	2,620.30	2,631.03	2,639.40	2,631.33	2,637.92
44.89	1,145.77	1,146.53	1,148.49	1,149.64	1,149.87	1,149.47	1,151.68
45.18	1,014.24	1,015.48	1,014.86	1,015.29	1,018.70	1,018.09	1,022.12
46.71	1,513.64	1,511.80	1,513.70	1,519.26	1,524.29	1,517.57	1,520.53
47.12	1,237.68	1,240.92	1,237.36	1,240.63	1,244.61	1,221.22	1,227.40
48.20	1,024.15	1,020.99	1,017.28	1,019.27	1,021.35	1,015.62	1,021.66



2.24	1,168.54	1,168.84	1,170.79	1,171.10	1,171.42	1,171.72	1,172.96
4.41	3,777.38	3,781.95	3,793.68	3,823.70	3,842.25	3,824.83	3,836.17
7.32	1,030.13	1,033.48	1,034.86	1,035.60	1,035.68	1,033.90	1,038.66
10.06	5,434.15	5,481.72	5,498.65	5,525.47	5,548.52	5,515.47	5,604.54
13.88	3,538.21	3,567.72	3,581.21	3,584.93	3,597.11	3,584.41	3,617.34
17.04	1,055.62	1,055.50	1,056.08	1,055.98	1,054.96	1,054.90	1,055.12
20.45	2,101.75	2,114.17	2,116.72	2,125.42	2,133.78	2,128.08	2,166.80
24.48	3,514.14	3,529.24	3,536.34	3,541.44	3,561.88	3,561.30	3,617.49
28.08	1,953.66	1,962.82	1,969.80	1,998.05	2,014.13	1,987.76	1,997.47
31.63	1,031.10	1,031.56	1,032.86	1,033.29	1,033.71	1,034.12	1,035.55
35.80	1,066.76	1,066.86	1,066.07	1,068.28	1,069.47	1,067.29	1,070.33
39.99	1,906.07	1,915.38	1,963.32	1,920.91	1,932.32	1,924.83	1,942.50



Mar-05	18-Mar-05	21-Mar-05	22-Mar-05	23-Mar-05	24-Mar-05	28-Mar-05	29-Mar-05	30-Mar-05	31-Mar-05
1,230.60	1,233.97	1,235.37	1,240.19	1,239.00	1,239.78	1,242.86	1,249.15	1,255.74	1,250.69
0.13169	0.13171	0.13177	0.13180	0.13181	0.13182	0.13187	0.13189	0.13	0.13
1,054.62	1,054.77	1,054.93	1,055.06	1,055.07	1,055.52	1,056.24	1,056.25	1,056.27	1,056.29
1,131.67	1,131.62	1,131.74	1,130.72	1,129.10	1,129.16	1,129.47	1,128.73	1,129.38	1,131.15
1,229.67	1,230.04	1,231.16	1,231.53	1,231.90	1,232.27	1,233.76	1,234.09	1,234.43	1,234.64
0.2608	0.2608	0.2608	0.2608	0.2608	0.2608	0.2608	0.2608	0.26	0.26
2,437.18	2,443.08	2,444.65	2,453.72	2,451.12	2,452.42	2,457.65	2,469.65	2,482.43	2,471.92
1,333.80	1,334.36	1,335.06	1,334.47	1,333.37	1,332.64	1,334.27	1,333.29	1,331.28	1,332.65
1,063.05	1,063.41	1,064.21	1,064.57	1,066.43	1,067.16	1,067.98	1,068.60	1,067.97	1,065.06
1,000.00	1,058.22	1,059.20	1,059.37	1,059.40	1,059.69	1,060.39	1,060.49	1,060.53	1,061.02
1,057.90	1,117.67	1,119.27	1,119.59	1,120.88	1,121.06	1,123.14	1,125.82	1,125.93	1,125.58
1,117.38	1,223.20	1,223.66	1,221.82	1,220.68	1,216.55	1,218.47	1,217.54	1,218.86	1,216.59
1,586.07	1,586.45	1,587.84	1,588.09	1,588.29	1,588.55	1,590.17	1,590.37	1,590.75	1,590.85
1,576.64	1,577.09	1,578.42	1,578.82	1,579.26	1,579.71	1,581.62	1,582.10	1,582.57	1,582.92
1,445.74	1,445.97	1,446.75	1,447.01	1,447.29	1,447.57	1,449.04	1,449.34	1,449.61	1,449.88
1,328.58	1,328.89	1,329.94	1,330.27	1,330.61	1,331.07	1,332.37	1,332.91	1,333.25	1,333.65
1,111.75	1,112.13	1,113.28	1,113.66	1,114.04	1,114.42	1,115.90	1,116.29	1,116.68	1,117.07
1,119.95	1,121.28	1,121.53	1,121.14	1,117.68	1,117.11	1,114.12	1,113.84	1,112.49	1,112.63
1,090.32	1,090.64	1,091.61	1,091.93	1,092.14	1,092.32	1,093.15	1,093.60	1,093.74	1,093.91
1,217.43	1,219.72	1,220.04	1,218.34	1,214.42	1,213.53	1,213.54	1,211.64	1,209.25	1,210.83
1,176.67	1,176.77	1,177.16	1,177.72	1,178.25	1,178.51	1,180.18	1,180.14	1,180.02	1,180.42
1,107.15	1,107.27	1,107.81	1,107.47	1,106.72	1,106.14	1,106.93	1,106.14	1,104.71	1,104.87
991.99	992.36	993.03	991.85	990.7	986.9	988.96	988.04	983.81	988.05
1,179.08	1,179.61	1,180.20	1,179.84	1,178.73	1,179.30	1,180.76	1,180.39	1,177.78	1,175.34
1,045.07	1,045.32	1,046.04	1,046.26	1,046.51	1,046.76	1,047.77	1,048.03	1,048.28	1,048.54
1,191.25	1,191.48	1,192.38	1,192.65	1,192.97	1,193.22	1,194.38	1,194.88	1,195.18	1,195.17
1,119.07	1,119.26	1,119.93	1,120.13	1,120.29	1,120.43	1,121.07	1,121.19	1,121.29	1,121.51
1,030.82	1,031.34	1,031.72	1,031.24	1,028.89	1,029.43	1,030.04	1,029.55	1,029.77	1,028.96
1,079.65	1,080.01	1,080.95	1,080.04	1,078.50	1,073.82	1,074.18	1,074.40	1,074.63	1,073.86
1,211.53	1,211.87	1,212.60	1,212.70	1,212.98	1,213.07	1,214.25	1,214.25	1,214.41	1,214.86
9,664.72	9,690.61	9,700.02	9,694.88	9,728.05	9,734.29	9,759.28	9,807.99	9,859.82	9,819.51
1.034214	1.034328	1.034669	1.034783	1.034899	1.035013	1.035468	1.035582	1.035696	1.04
1,421.59	1,422.10	1,423.63	1,424.14	1,424.65	1,425.17	1,427.22	1,427.73	1,428.24	1,428.74
1,241.03	1,241.38	1,242.40	1,242.74	1,243.08	1,243.43	1,244.80	1,245.14	1,245.48	1,245.82
1,005.31	1,250.26	1,250.98	1,251.01	1,249.85	1,246.94	1,247.11	1,245.54	1,242.32	1,242.58
1,187.60	1,189.72	1,193.23	1,193.77	1,193.41	1,195.98	1,196.82	1,210.85	1,209.54	1,209.76
0.12705	0.12707	0.12714	0.12717	0.12719	0.12721	0.12730	0.12732	0.127347	0.13
1,050.90	1,051.59	1,052.03	1,051.94	1,052.46	1,052.82	1,053.64	1,054.14	1,054.52	1,054.76
1,151.51	1,152.01	1,152.53	1,151.82	1,149.87	1,149.12	1,151.07	1,149.77	1,148.08	1,149.06
1,092.50	1,092.39	1,093.19	1,092.98	1,092.46	1,092.00	1,092.90	1,092.77	1,092.79	1,092.66
1,160.23	1,160.72	1,161.18	1,158.83	1,155.11	1,151.91	1,153.07	1,150.03	1,147.25	1,147.03



1,138.25	1,138.67	1,139.21	1,139.32	1,139.40	1,139.47	1,140.45	1,140.48	1,140.51	1,140.72
1,205.72	1,205.07	1,206.62	1,205.23	1,202.01	1,201.57	1,202.23	1,198.66	1,196.85	1,194.31
1,196.23	1,202.99	1,206.11	1,211.14	1,212.03	1,212.56	1,210.24	1,215.79	1,218.29	1,216.54
0.12801	0.12840	0.12865	0.12871	0.12894	0.12893	0.12841	0.12837	0.127972	0.13
1,287.99	1,304.83	1,305.66	1,305.96	1,306.54	1,307.00	1,308.74	1,309.18	1,309.26	1,308.28
2,246.27	2,246.78	2,248.31	2,252.44	2,252.95	2,253.87	2,255.90	2,254.77	2,253.76	2,253.72
1,038.21	1,038.51	1,039.41	1,039.70	1,040.00	1,040.30	1,041.50	1,041.77	1,042.05	1,042.26
1,149.54	1,149.45	1,147.38	1,150.48	1,151.06	1,151.30	1,152.64	1,153.23	1,153.58	1,153.57
1,260.58	1,260.95	1,262.09	1,262.46	1,262.86	1,263.24	1,264.77	1,265.16	1,265.53	1,265.92
1,359.53	1,359.75	1,360.08	1,360.15	1,359.90	1,360.06	1,361.05	1,361.02	1,359.75	1,359.91
1,100.89	1,100.49	1,101.05	1,100.03	1,097.99	1,096.23	1,099.01	1,097.63	1,095.53	1,117.99
1,017.19	1,017.60	1,018.03	1,016.52	1,014.77	1,010.33	1,010.01	1,007.98	1,005.99	1,005.69
1,168.73	1,168.05	1,168.93	1,164.80	1,161.85	1,160.84	1,163.96	1,161.46	1,157.55	1,146.70
1,157.45	1,159.95	1,160.59	1,164.22	1,163.16	1,163.77	1,167.42	1,172.92	1,179.71	1,174.70
0.12390	0.12380	0.12380	0.12370	0.12370	0.12370	0.12390	0.12380	0.12390	0.12
1,155.58	1,156.38	1,156.57	1,155.54	1,153.48	1,149.61	1,149.69	1,149.71	1,149.73	1,149.60
1,150.43	1,150.73	1,151.20	1,149.80	1,147.36	1,146.21	1,147.06	1,146.68	1,146.40	1,145.13
1,092.82	1,093.01	1,094.60	1,094.61	1,094.90	1,094.96	1,097.16	1,097.18	1,097.19	1,096.90
1,017.57	1,017.87	1,018.73	1,015.17	1,013.82	1,010.36	1,010.63	1,010.72	1,010.93	1,010.62
1,241.82	1,242.20	1,242.11	1,242.36	1,243.39	1,244.08	1,245.15	1,245.24	1,245.14	1,245.20
1,249.85	1,250.19	1,251.21	1,251.45	1,251.73	1,251.98	1,253.42	1,253.70	1,254.03	1,254.37
1,378.98	1,379.55	1,381.09	1,381.13	1,381.27	1,381.58	1,382.52	1,382.92	1,383.31	1,382.77
1,042.78	1,042.59	1,043.47	1,043.29	1,042.60	1,039.57	1,038.80	1,038.03	1,038.08	1,038.20
1,238.49	1,265.52	1,238.79	1,238.24	1,234.94	1,235.16	1,236.00	1,219.03	1,217.38	1,266.74
1,302.16	1,302.50	1,303.82	1,304.19	1,304.55	1,304.91	1,306.41	1,306.82	1,307.27	1,307.81
1,309.01	1,309.40	1,310.67	1,311.03	1,311.33	1,311.68	1,313.08	1,313.49	1,313.90	1,314.35
1,206.48	1,206.78	1,207.70	1,207.71	1,208.01	1,206.50	1,207.63	1,207.92	1,206.15	1,208.80
1,537.46	1,537.99	1,539.26	1,539.54	1,540.01	1,540.34	1,541.45	1,542.18	1,543.04	1,544.02
1,185.57	1,186.13	1,186.33	1,186.82	1,187.24	1,187.02	1,189.03	1,188.65	1,188.94	1,188.14
1,483.71	1,484.30	1,485.85	1,486.15	1,486.40	1,486.74	1,488.10	1,488.61	1,489.16	1,489.68
1,000.00	1,000.00	1,000.00	1,000.00	1,000.00	1,000.00	1,000.00	1,000.00	1,000.00	1,000.00
1,376.43	1,376.65	1,377.53	1,377.68	1,377.78	1,377.79	1,378.79	1,378.88	1,378.93	1,378.98
1,040.02	1,040.15	1,040.19	1,040.25	1,040.28	1,040.32	1,040.73	1,040.78	1,040.81	1,040.83
1,183.43	1,183.52	1,185.30	1,186.13	1,187.37	1,188.26	1,189.78	1,190.17	1,190.63	1,191.54
1,325.50	1,325.57	1,325.76	1,325.82	1,325.88	1,325.95	1,326.20	1,355.42	1,355.49	1,355.45
1,335.98	1,336.33	1,337.33	1,337.68	1,338.00	1,338.34	1,339.72	1,340.09	1,340.45	1,340.80
1,243.70	1,243.97	1,244.74	1,244.89	1,245.12	1,245.41	1,246.55	1,246.64	1,242.69	1,244.42
1,245.34	1,245.83	1,246.33	1,246.53	1,247.73	1,248.86	1,250.95	1,251.17	1,251.18	1,251.22
1,060.10	1,060.33	1,061.03	1,061.26	1,061.48	1,061.70	1,062.60	1,062.82	1,062.81	1,061.56
1,207.41	1,207.84	1,208.61	1,208.63	1,208.83	1,208.99	1,209.60	1,209.61	1,209.64	1,210.42
1,102.26	1,102.56	1,103.44	1,103.48	1,103.62	1,103.62	1,103.97	1,104.03	1,104.06	1,104.36
1,088.43	1,088.80	1,089.83	1,089.93	1,090.38	1,090.48	1,090.70	1,090.70	1,090.81	1,090.98
1,172.58	1,172.85	1,173.58	1,173.61	1,173.64	1,173.66	1,174.33	1,174.35	1,174.38	1,174.95
1,716.30	1,716.65	1,717.52	1,715.96	1,713.24	1,708.20	1,708.40	1,708.50	1,708.69	1,707.59






1,158.98	1,158.99	1,159.22	1,159.33	1,159.42	1,159.44	1,159.54	1,159.61	1,159.70	1,159.90
1,184.54	1,183.63	1,185.68	1,185.08	1,182.28	1,183.98	1,182.27	1,182.05	1,178.95	1,179.78
1,418.28	1,420.55	1,421.50	1,422.71	1,418.02	1,410.99	1,409.30	1,403.84	1,400.84	1,406.89
1,161.95	1,159.63	1,162.94	1,160.82	1,149.33	1,149.34	1,145.63	1,147.34	1,139.95	1,138.74
1,144.04	1,144.34	1,144.83	1,142.90	1,139.67	1,135.92	1,136.19	1,133.11	1,130.11	1,131.33
1,026.60	1,026.88	1,027.55	1,027.94	1,027.72	1,027.84	1,028.74	1,028.76	1,028.10	1,000.00
1,211.58	1,214.86	1,216.14	1,215.52	1,219.70	1,220.51	1,223.75	1,229.88	1,236.41	1,231.37
0.12965	0.12967	0.12972	0.12974	0.12976	0.12977	0.12984	0.12986	0.12988	0.13
1,186.01	1,186.27	1,187.07	1,187.34	1,187.60	1,187.87	1,188.88	1,189.11	1,189.33	1,189.56
1,458.03	1,459.35	1,460.72	1,460.53	1,460.45	1,460.10	1,459.06	1,458.38	1,458.75	1,458.75
1,070.11	1,070.36	1,071.48	1,071.89	1,071.93	1,072.08	1,073.82	1,073.36	1,074.30	1,073.65
1,057.67	1,057.96	1,058.74	1,059.64	1,059.68	1,059.81	1,060.51	1,060.83	1,061.31	1,061.82
1,712.16	1,712.54	1,713.69	1,713.82	1,714.82	1,715.09	1,717.85	1,718.04	1,718.86	1,719.44
1,399.23	1,394.25	1,399.98	1,400.17	1,400.36	1,400.55	1,401.29	1,401.48	1,401.67	1,401.86
1,045.41	1,045.69	1,045.87	1,045.07	1,044.54	1,038.91	1,040.26	1,039.37	1,033.78	1,033.13
1,370.85	1,371.07	1,371.76	1,372.01	1,372.27	1,373.18	1,374.25	1,374.40	1,373.57	1,373.85
1,465.01	1,465.38	1,466.50	1,466.90	1,467.25	1,467.62	1,468.90	1,468.90	1,524.66	1,517.26
1,145.45	1,145.69	1,146.41	1,146.64	1,146.88	1,147.12	1,148.07	1,148.31	1,148.55	1,148.79
1,375.42	1,375.99	1,376.46	1,373.58	1,369.33	1,364.89	1,366.29	1,362.91	1,359.85	1,359.96
1,221.81	1,221.84	1,222.75	1,225.30	1,225.56	1,227.25	1,228.51	1,228.88	1,228.34	1,225.17
1,259.87	1,260.86	1,261.71	1,259.23	1,259.53	1,259.84	1,261.03	1,261.33	1,261.63	1,263.17
1,232.01	1,232.41	1,233.26	1,234.30	1,234.52	1,235.13	1,236.10	1,235.71	1,236.13	1236.0
1,264.69	1,264.79	1,266.01	1,265.17	1,264.50	1,263.78	1,264.17	1,264.50	1,263.95	1,263.33
1,029.13	1,029.08	1,029.76	1,029.55	1,029.66	1,029.29	1,030.59	1,029.90	1,029.65	1,030.07
1,297.71	1,298.25	1,298.64	1,296.87	1,293.90	1,289.82	1,290.34	1,287.32	1,283.62	1,285.14
1,048.19	1,048.36	1,048.84	1,045.90	1,042.70	1,037.96	1,037.10	1,033.01	1,031.09	1,029.37
1,182.25	1,182.42	1,182.46	1,182.51	1,182.54	1,182.56	1,182.86	1,182.91	1,182.94	1,182.96
1,201.42	1,201.47	1,201.51	1,201.55	1,201.56	1,201.56	1,201.60	1,201.61	1,201.63	1,201.63
1,255.18	1,255.46	1,256.31	1,256.59	1,256.87	1,257.14	1,258.26	1,258.56	1,258.85	1,258.89
1,038.26	1,038.17	1,039.02	1,039.55	1,040.52	1,041.50	1,042.74	1,044.17	1,046.37	1,046.37
1,235.46	1,235.73	1,236.36	1,236.95	1,237.46	1,237.87	1,240.00	1,240.71	1,241.51	1,241.50
1,074.01	1,073.71	1,074.97	1,074.11	1,073.07	1,072.11	1,073.46	1,071.57	1,070.44	1,070.39
1,553.71	1,554.20	1,555.70	1,556.20	1,556.70	1,557.18	1,559.13	1,559.61	1,560.10	1,560.59
121.12	121.12	122.67	122.67	121.9	120.37	119.1	117.3	116.02	116.79
<b>Mar-05</b>	<b>18-Mar-05</b>	<b>21-Mar-05</b>	<b>22-Mar-05</b>	<b>23-Mar-05</b>	<b>24-Mar-05</b>	<b>28-Mar-05</b>	<b>29-Mar-05</b>	<b>30-Mar-05</b>	<b>31-Mar-05</b>
2,306.68	2,331.99	2,327.20	2,325.25	2,308.78	2,254.04	2,220.27	2,160.22	2,147.92	2,174.49
583.44	583.48	584.05	579.91	580.18	579.87	580.01	579.38	579.39	579.65
3,612.79	3,635.53	3,659.14	3,651.84	3,629.09	3,535.93	3,492.40	3,405.69	3,384.02	3,435.12
793.45	795.26	779.26	776.71	778.92	752.33	725.15	692.27	685.30	692.06
581.38	581.62	581.36	581.36	581.12	580.73	580.77	580.28	580.22	580.94
1,683.59	1,728.15	1,733.47	1,722.35	1,704.10	1,653.46	1,627.68	1,570.67	1,561.08	1,576.90
3,070.01	3,079.68	3,087.21	3,078.40	3,025.54	2,940.34	2,914.15	2,835.73	2,802.44	2,861.99
1,383.05	1,438.12	1,441.87	1,435.46	1,427.47	1,396.04	1,363.98	1,322.46	1,321.31	1,337.10
2,048.78	2,064.40	2,068.08	2,064.69	2,041.98	2,001.30	1,986.28	1,948.05	1,942.32	1,972.37

umine veritatis

2,409.99	2,424.19	2,429.14	2,425.86	2,400.72	2,340.61	2,319.92	2,261.40	2,240.09	2,286.95
1,289.01	1,307.07	1,306.54	1,311.02	1,294.84	1,267.57	1,254.61	1,230.08	1,227.12	1,245.32
952.69	963.98	962.6	960.57	955.84	942.94	935.17	919.79	919.33	920.16
7,235.05	7,309.54	7,316.85	7,324.08	7,259.05	7,149.95	7,067.74	6,909.48	6,858.42	6,925.89
4,364.34	4,390.92	4,402.12	4,400.52	4,354.27	4,240.07	4,200.92	4,086.77	4,052.42	4,140.69
1,869.78	1,882.38	1,879.39	1,881.30	1,881.05	1,840.37	1,804.66	1,732.59	1,728.71	1,757.64
2,724.52	2,733.16	2,745.69	2,726.90	2,701.77	2,654.59	2,632.87	2,583.76	2,572.01	2,595.67
1,171.61	1,180.33	1,181.76	1,179.86	1,168.74	1,137.89	1,123.70	1,100.15	1,094.82	1,112.41
5,263.45	5,330.68	5,346.68	5,345.30	5,291.31	5,171.90	5,112.98	5,006.06	4,974.92	5,058.27
9,785.71	9,872.78	9,872.45	9,851.76	9,747.31	9,513.80	9,392.87	9,114.36	9,064.37	9,197.74
<b>Mar-05</b>	<b>18-Mar-05</b>	<b>21-Mar-05</b>	<b>22-Mar-05</b>	<b>23-Mar-05</b>	<b>24-Mar-05</b>	<b>28-Mar-05</b>	<b>29-Mar-05</b>	<b>30-Mar-05</b>	<b>31-Mar-05</b>
1,312.61	1,316.72	1,320.49	1,323.12	1,319.90	1,300.39	1,295.08	1,278.38	1,274.65	1,286.75
1,123.70	1,124.01	1,125.92	1,126.18	1,126.37	1,125.80	1,128.59	1,127.57	1,127.13	1,127.88
2,147.26	2,163.15	2,168.62	2,170.50	2,160.61	2,115.67	2,091.73	2,033.70	2,022.41	2,040.21
2,041.84	2,062.40	2,069.22	2,064.33	2,057.81	2,032.32	2,016.66	1,991.86	1,989.57	1,996.65
1,591.65	1,601.06	1,601.09	1,598.89	1,597.65	1,595.39	1,588.87	1,581.67	1,582.72	1,596.38
1,216.25	1,216.47	1,217.70	1,217.82	1,220.29	1,219.55	1,220.94	1,221.89	1,222.39	1,222.62
868.65	880.57	880.27	881.34	866.43	857.61	852.69	841.83	827.76	827.55
1,655.67	1,666.04	1,669.55	1,658.95	1,642.17	1,614.32	1,600.31	1,573.47	1,567.04	1,557.28
1,111.21	1,111.61	1,112.82	1,113.22	1,113.62	1,114.02	1,115.63	1,116.03	1,116.43	1,116.84
1,121.65	1,120.77	1,122.45	1,127.58	1,130.14	1,124.43	1,123.82	1,119.96	1,116.55	1,119.76
1,040.05	1,040.58	1,041.95	1,042.32	1,042.38	1,042.38	1,042.38	1,042.38	1,042.38	1,042.93
1,028.89	1,031.18	1,032.68	1,035.47	1,033.22	1,026.69	1,025.93	1,021.85	1,017.66	1,021.95
1,189.68	1,192.49	1,193.69	1,192.54	1,190.05	1,184.60	1,182.96	1,176.79	1,176.12	1,181.08
1,795.44	1,800.61	1,803.91	1,802.70	1,790.57	1,769.67	1,761.00	1,737.78	1,733.37	1,751.15
1,642.47	1,649.80	1,659.61	1,662.74	1,658.11	1,633.97	1,627.01	1,602.74	1,588.56	1,601.41
1,064.58	1,065.83	1,066.23	1,067.21	1,067.29	1,067.30	1,067.90	1,067.90	1,067.90	1,067.76
4,788.41	4,788.38	4,788.29	4,788.26	4,788.23	4,788.20	4,788.08	4,788.04	4,788.01	4,787.98
1,049.46	1,050.48	1,051.38	1,050.77	1,050.85	1,049.85	1,049.78	1,048.80	1,047.79	1,048.05
1,172.33	1,174.93	1,174.75	1,174.04	1,172.38	1,166.25	1,163.72	1,157.57	1,154.49	1,157.25
4,286.19	4,322.12	4,326.53	4,334.51	4,293.72	4,193.29	4,143.73	4,041.58	4,015.10	4,077.19
3,580.96	3,574.98	3,577.63	3,580.48	3,582.75	3,562.01	3,562.40	3,526.08	3,517.80	3,524.68
1,044.19	1,044.43	1,045.26	1,045.36	1,045.78	1,045.80	1,046.38	1,046.41	1,046.43	1,047.14
1,927.91	1,933.71	1,933.41	1,938.91	1,926.43	1,894.88	1,886.01	1,861.84	1,850.89	1,877.44
1,821.39	1,904.99	1,918.40	1,912.02	1,927.96	1,883.64	1,854.42	1,806.35	1,802.65	1,822.61
1,842.97	1,849.10	1,851.82	1,849.21	1,836.51	1,806.83	1,797.93	1,771.48	1,762.42	1,783.53
1,295.28	1,311.87	1,313.44	1,316.37	1,301.93	1,275.32	1,264.79	1,247.83	1,242.33	1,253.00
1,784.45	1,789.55	1,790.73	1,794.96	1,792.87	1,765.91	1,767.58	1,752.35	1,752.52	1,752.51
2,654.53	2,658.72	2,662.85	2,663.88	2,646.72	2,604.86	2,582.23	2,531.74	2,528.06	2,558.95
1,150.13	1,151.84	1,152.22	1,151.79	1,149.23	1,143.17	1,141.80	1,136.03	1,133.19	1,137.26
1,026.14	1,033.81	1,034.90	1,034.68	1,030.15	1,023.12	1,017.57	1,004.02	997.48	1,003.35
1,529.35	1,532.21	1,533.67	1,538.39	1,536.07	1,522.34	1,517.55	1,502.41	1,496.74	1,508.61
1,255.09	1,290.62	1,295.45	1,289.44	1,281.05	1,252.03	1,207.72	1,161.21	1,163.40	1,180.61
1,028.11	1,036.80	1,030.94	1,030.88	1,021.19	1,006.94	1,002.34	990.74	988.61	991.95

umine veritatis

1,173.88	1,174.18	1,175.09	1,175.41	1,175.70	1,176.01	1,177.19	1,177.54	1,177.85	1,178.16
3,881.19	3,909.72	3,995.47	3,977.83	3,958.18	3,887.97	3,824.49	3,734.03	3,739.17	3,754.94
1,040.98	1,043.44	1,044.55	1,043.55	1,039.54	1,031.56	1,029.58	1,023.78	1,021.02	1,025.00
5,659.04	5,722.94	5,742.10	5,740.36	5,694.65	5,584.89	5,532.34	5,432.59	5,404.18	5,480.51
3,656.64	3,669.02	3,678.29	3,669.87	3,646.03	3,593.87	3,572.49	3,531.59	3,519.66	3,552.94
1,050.90	1,051.34	1,051.39	1,048.18	1,044.24	1,037.76	1,032.78	1,028.61	1,024.47	1,025.78
2,181.22	2,195.04	2,195.72	2,191.28	2,175.02	2,140.56	2,123.82	2,081.27	2,072.77	2,093.52
3,622.30	3,645.87	3,651.55	3,649.91	3,629.18	3,590.50	3,577.18	3,526.84	3,521.70	3,545.75
2,035.15	2,066.18	2,065.19	2,073.38	2,063.39	2,004.12	1,972.51	1,919.06	1,914.22	1,952.26
1,036.63	1,036.89	1,037.87	1,037.94	1,038.22	1,036.82	1,037.86	1,037.31	1,037.90	1,040.95
1,071.98	1,074.58	1,075.98	1,075.55	1,073.15	1,066.53	1,065.96	1,061.78	1,061.21	1,061.22
1,962.59	1,977.65	1,980.72	1,976.62	1,961.95	1,928.73	1,910.54	1,870.72	1,867.32	1,895.72



Anggaran NAB bulan April 2005

Apr-05	05-Apr-05	06-Apr-05	07-Apr-05	08-Apr-05	11-Apr-05	12-Apr-05	13-Apr-05	14-Apr-05	15-Apr-05	
250.87	1,252.67	1,250.92	1,251.66	1,253.61	1,255.23	1,253.49	1,254.12	1,253.82	1,259.14	1
13198	0.13200	0.13202	0.13203	0.13206	0.13213	0.13216	0.13218	0.13219	0.13219	2
056.35	1,050.40	1,038.72	1,042.08	1,015.23	1,009.12	1,009.42	1,007.97	1,008.55	1,009.31	3
131.42	1,129.95	1,122.83	1,123.97	1,125.26	1,120.82	1,122.61	1,121.17	1,125.07	1,128.15	4
236.13	1,236.47	1,236.83	1,237.14	1,237.50	1,238.62	1,239.00	1,239.35	1,239.72	1,240.11	5
26080	0.26070	0.26070	0.26070	0.26070	0.26070	0.26070	0.26070	0.26070	0.26070	6
471.40	2,474.45	2,474.45	2,471.77	2,475.17	2,476.91	2,472.99	2,473.75	2,472.97	2,483.41	7
329.44	1,329.35	1,329.35	1,328.88	1,321.85	1,322.95	1,323.74	1,323.04	1,322.83	1,323.11	8
061.59	1,062.16	1,062.42	1,062.46	1,057.74	1,057.69	1,057.68	1,054.62	1,046.90	1,041.98	9
061.43	1,061.46	1,061.57	1,061.75	1,062.16	1,062.94	1,063.06	1,063.53	1,063.88	1,063.97	10
126.46	1,127.29	1,126.82	1,129.61	1,130.49	1,131.13	1,133.67	1,133.64	1,135.39	1,136.90	11
213.77	1,208.71	1,208.71	1,193.23	1,199.97	1,196.41	1,205.28	1,214.19	1,215.34	1,232.32	12
591.33	1,590.18	1,590.43	1,590.94	1,591.25	1,591.90	1,592.50	1,592.82	1,593.52	1,593.91	13
584.79	1,585.25	1,585.70	1,586.15	1,586.59	1,587.99	1,588.39	1,588.84	1,589.78	1,590.23	14
450.90	1,451.14	1,451.42	1,452.02	1,452.30	1,453.11	1,453.38	1,453.65	1,454.64	1,454.90	15
334.94	1,335.27	1,335.67	1,336.11	1,336.64	1,337.87	1,338.15	1,338.55	1,338.89	1,339.28	16
118.63	1,119.01	1,119.37	1,119.73	1,120.08	1,121.22	1,121.62	1,122.01	1,122.39	1,122.77	17
112.19	1,111.47	1,099.55	1,098.76	1,100.35	1,093.95	1,092.10	1,093.53	1,108.34	1,111.18	18
095.07	1,095.25	1,095.42	1,095.59	1,095.77	1,096.42	1,096.63	1,096.93	1,097.57	1,098.06	19
202.59	1,197.86	1,180.19	1,181.57	1,182.04	1,185.03	1,184.15	1,184.43	1,191.20	1,195.88	20
181.57	1,181.53	1,181.37	1,181.69	1,182.84	1,181.91	1,182.61	1,180.61	1,182.57	1,182.31	21
104.45	1,103.38	1,103.38	1,100.72	1,101.34	1,101.52	1,101.72	1,102.67	1,103.28	1,105.06	22
980.51	979.1	979.1	979.24	981.01	979.12	981.94	983.5	984.27	984.65	23
176.12	1,176.26	1,176.26	1,171.83	1,163.32	1,160.05	1,156.58	1,156.67	1,156.04	1,154.85	24
049.54	1,049.70	1,049.96	1,050.22	1,050.48	1,051.26	1,051.52	1,051.75	1,052.00	1,052.26	25
200.35	1,200.67	1,200.90	1,201.09	1,201.31	1,202.16	1,202.36	1,202.57	1,202.78	1,202.98	26
120.70	1,120.25	1,120.31	1,121.17	1,122.08	1,122.23	1,122.49	1,123.00	1,124.46	1,124.93	27
028.78	1,028.85	1,027.84	1,028.17	1,028.17	1,008.99	1,012.41	1,012.99	1,022.78	1,016.60	28
062.98	1,058.13	1,058.13	1,063.78	1,067.35	1,067.11	1,067.82	1,070.25	1,070.86	1,072.05	29
215.86	1,215.92	1,215.93	1,215.94	1,216.11	1,216.61	1,216.76	1,216.91	1,217.15	1,217.73	30
821.75	9,835.27	9,820.80	9,827.07	9,841.63	9,852.12	9,837.66	9,841.85	9,839.82	9,882.40	31
03627	1,03638	1,03650	1,03661	1,03673	1,03707	1,03718	1,03730	1,03741	1,03752	32
430.76	1,431.26	1,431.75	1,432.24	1,432.73	1,434.01	1,434.69	1,435.19	1,435.68	1,436.17	33
247.19	1,247.53	1,247.87	1,248.21	1,248.56	1,249.58	1,249.93	1,250.27	1,250.61	1,250.96	34
239.61	1,236.56	1,231.89	1,232.49	1,233.99	1,233.99	1,234.37	1,236.00	1,238.50	1,241.03	35
207.95	1,209.19	1,207.50	1,209.25	1,210.49	1,209.94	1,210.41	1,209.93	1,212.90	1,216.18	36
012746	0.12748	0.12751	0.12753	0.12755	0.12756	0.12759	0.12760	0.12761	0.12762	37
055.85	1,055.62	1,055.60	1,056.46	1,056.45	1,056.94	1,056.18	1,056.11	1,055.54	1,056.14	38
145.84	1,143.58	1,134.62	1,139.50	1,142.06	1,142.29	1,144.27	1,147.98	1,149.33	1,154.85	39
093.90	1,093.62	1,093.62	1,093.64	1,096.59	1,091.80	1,093.58	1,093.58	1,095.02	1,102.54	40
141.10	1,135.50	1,135.50	1,123.76	1,130.59	1,126.99	1,133.65	1,140.42	1,142.12	1,152.57	41




140.92	1,139.47	1,139.56	1,139.65	1,139.76	1,139.76	1,139.92	1,140.04	1,140.63	1,140.65	42
190.38	1,189.03	1,173.18	1,174.83	1,168.22	1,176.35	1,171.83	1,179.46	1,182.02	1,184.76	43
214.01	1,214.01	1,213.23	1,211.59	1,214.57	1,214.83	1,210.40	1,209.73	1,204.18	1,202.50	44
12809	0.12793	0.12805	0.12781	0.12794	0.12788	0.12761	0.12750	0.12696	0.12625	45
308.64	1,307.58	1,307.58	1,308.15	1,308.11	1,307.95	1,307.93	1,307.80	1,308.02	1,308.65	46
248.75	2,247.21	2,247.21	2,239.74	2,232.78	2,215.20	2,242.33	2,248.69	2,253.82	2,258.88	47
043.39	1,043.67	1,043.95	1,044.19	1,044.47	1,045.26	1,045.57	1,045.85	1,046.14	1,046.43	48
154.55	1,154.75	1,154.83	1,155.14	1,155.47	1,156.53	1,156.66	1,157.14	1,157.38	1,157.57	49
267.38	1,267.71	1,267.88	1,267.51	1,267.37	1,267.61	1,267.58	1,269.85	1,269.92	1,270.83	50
362.85	1,362.51	1,360.74	1,361.11	1,362.99	1,361.22	1,364.06	1,364.29	1,362.94	1,365.66	51
112.90	1,110.03	1,100.52	1,106.97	1,110.20	1,110.01	1,112.64	1,118.47	1,120.27	1,126.14	52
000.06	995.85	995.85	986.11	999.66	987.77	994.5	998.7	1,003.41	1,012.52	53
139.63	1,133.54	1,117.37	1,127.26	1,121.26	1,128.72	1,124.60	1,131.06	1,133.26	1,143.41	54
175.00	1,176.50	1,176.50	1,175.82	1,177.25	1,177.93	1,176.08	1,178.02	1,176.65	1,182.32	55
12400	0.12400	0.12400	0.12400	0.12400	0.12400	0.12400	0.12420	0.12410	0.12410	56
139.04	1,135.29	1,135.29	1,130.46	1,133.62	1,132.74	1,136.14	1,142.70	1,146.56	1,148.67	57
139.63	1,137.00	1,137.00	1,134.78	1,137.04	1,135.54	1,137.62	1,140.11	1,141.56	1,145.06	58
097.02	1,097.03	1,097.03	1,097.05	1,097.06	1,097.08	1,097.09	1,097.11	1,097.12	1,095.05	59
003.81	1,001.17	1,001.17	1,001.38	1,004.51	1,003.72	1,005.70	1,011.61	1,013.10	1,014.85	60
245.06	1,244.87	1,244.87	1,244.67	1,244.99	1,245.10	1,245.57	1,244.78	1,245.13	1,244.54	61
255.14	1,255.21	1,255.30	1,255.67	1,256.02	1,257.07	1,257.37	1,257.91	1,258.28	1,258.68	62
378.11	1,378.18	1,378.18	1,374.58	1,373.38	1,374.72	1,374.13	1,374.48	1,374.87	1,375.23	63
043.67	1,045.19	1,045.51	1,041.06	1,041.24	1,040.79	1,040.67	1,041.00	1,041.04	1,041.35	64
198.67	1,198.89	1,268.07	1,264.72	1,178.00	1,173.55	1,179.89	1,199.63	1,200.21	1,201.85	65
312.43	1,312.74	1,313.03	1,313.17	1,313.71	1,314.96	1,315.21	1,315.62	1,316.22	1,316.70	66
316.40	1,316.54	1,316.57	1,316.91	1,317.25	1,318.44	1,318.76	1,319.20	1,320.58	1,318.98	67
204.95	1,204.95	1,204.65	1,202.88	1,208.00	1,209.58	1,212.34	1,214.52	1,213.50	1,218.97	68
544.85	1,545.28	1,545.45	1,545.41	1,545.56	1,546.72	1,546.94	1,547.47	1,547.86	1,548.64	69
190.89	1,190.75	1,190.85	1,191.37	1,191.84	1,196.80	1,197.41	1,197.51	1,198.23	1,198.59	70
492.65	1,492.93	1,493.31	1,493.60	1,493.71	1,495.04	1,495.39	1,495.88	1,496.27	1,496.63	71
000.00	1,000.00	1,000.00	1,000.00	1,000.00	1,000.00	1,000.00	1,000.00	1,000.00	1,000.00	72
379.07	1,379.12	1,379.48	1,379.86	1,380.25	1,381.36	1,381.73	1,382.10	1,382.47	1,382.84	73
040.90	1,040.93	1,040.95	1,040.97	1,041.00	1,041.04	1,041.06	1,041.08	1,041.09	1,041.09	74
192.69	1,193.19	1,193.62	1,194.03	1,194.42	1,195.58	1,195.69	1,196.20	1,196.39	1,196.80	75
355.70	1,355.76	1,355.88	1,355.88	1,355.95	1,356.14	1,356.20	1,356.80	1,356.87	1,356.93	76
342.23	1,342.59	1,342.59	1,343.31	1,343.68	1,344.70	1,345.05	1,345.41	1,345.76	1,346.11	77
238.91	1,234.04	1,223.92	1,226.17	1,236.88	1,228.07	1,233.46	1,240.38	1,241.54	1,248.39	78
248.93	1,249.25	1,250.21	1,252.15	1,252.42	1,253.75	1,254.04	1,254.05	1,254.34	1,254.44	79
061.19	1,060.64	1,059.50	1,058.52	1,058.08	1,058.56	1,058.56	1,058.62	1,057.95	1,057.26	80
209.37	1,208.82	1,208.82	1,209.58	1,210.04	1,210.15	1,210.36	1,211.20	1,211.78	1,212.67	81
104.65	1,104.67	1,104.79	1,104.95	1,105.12	1,105.97	1,106.20	1,106.35	1,106.48	1,106.66	82
091.42	1,091.42	1,091.42	1,091.89	1,092.05	1,092.16	1,092.38	1,092.49	1,093.09	1,093.24	83
175.05	1,175.07	1,169.04	1,168.00	1,170.26	1,170.35	1,170.48	1,173.19	1,175.34	1,176.88	84
595.97	1,690.98	1,690.98	1,685.76	1,689.03	1,690.29	1,691.24	1,701.09	1,705.78	1,711.37	85




157.68	1,155.82	1,155.82	1,114.63	1,098.96	1,099.60	1,099.78	1,100.07	1,100.35	1,119.88	86
171.15	1,172.64	1,172.64	1,170.49	1,170.31	1,159.85	1,158.74	1,160.17	1,167.27	1,168.97	87
411.61	1,409.96	1,410.27	1,414.29	1,412.03	1,411.49	1,411.67	1,411.38	1,408.45	1,403.12	88
129.18	1,123.66	1,123.66	1,122.18	1,123.31	1,094.34	1,100.65	1,103.60	1,121.56	1,126.29	89
125.91	1,121.51	1,107.77	1,109.54	1,114.98	1,113.87	1,116.62	1,122.48	1,126.85	1,131.52	90
000.72	1,000.02	1,000.06	1,000.09	1,000.21	1,000.59	1,000.81	1,001.58	1,001.98	1,002.21	91
231.77	1,233.49	1,231.70	1,232.51	1,234.36	1,235.76	1,233.97	1,234.54	1,234.31	1,239.67	92
29961	0.12998	0.13000	0.13001	0.13003	0.13008	0.13010	0.13012	0.13013	0.13015	93
190.62	1,190.92	1,191.22	1,191.51	1,191.83	1,192.69	1,193.00	1,193.30	1,193.61	1,193.88	94
460.72	1,460.82	1,460.82	1,461.17	1,461.82	1,462.43	1,462.70	1,463.70	1,463.78	1,463.64	95
075.79	1,075.44	1,075.32	1,075.76	1,075.86	1,076.81	1,077.62	1,077.43	1,076.91	1,076.82	96
062.96	1,062.80	1,062.80	1,064.01	1,064.31	1,064.79	1,064.68	1,065.38	1,065.66	1,066.01	97
720.51	1,721.30	1,721.30	1,719.46	1,721.29	1,720.99	1,721.30	1,722.01	1,722.81	1,723.00	98
402.61	1,402.80	1,402.99	1,403.18	1,403.37	1,403.94	1,404.13	1,404.32	1,405.51	1,404.70	99
026.80	1,014.89	997.08	1,004.07	1,012.94	1,009.90	1,014.20	1,027.39	1,027.75	1,028.82	100
375.19	1,375.45	1,375.70	1,376.04	1,376.29	1,377.06	1,377.31	1,377.57	1,377.92	1,378.19	101
514.69	1,509.59	1,521.92	1,522.29	1,522.65	1,480.05	1,486.10	1,486.47	1,505.83	1,510.48	102
150.67	1,150.92	1,151.19	1,151.46	1,151.79	1,152.66	1,152.98	1,153.35	1,153.65	1,153.95	103
352.85	1,346.59	1,331.38	1,334.50	1,342.56	1,337.59	1,344.64	1,352.46	1,354.40	1,367.65	104
217.27	1,216.98	1,216.73	1,216.81	1,216.95	1,217.20	1,217.51	1,217.81	1,218.14	1,218.48	105
264.37	1,264.67	1,264.97	1,265.27	1,265.60	1,265.92	1,266.21	1,266.48	1,268.73	1,269.03	106
231.96	1,228.06	1,228.98	1,229.05	1,229.14	1,229.46	1,229.77	1,230.10	1,230.45	1,230.80	107
262.07	1,260.00	1,260.00	1,236.74	1,197.16	1,198.70	1,199.72	1,200.81	1,200.86	1,201.04	108
029.83	1,029.49	1,029.49	1,029.15	1,030.25	1,030.74	1,032.44	1,033.01	1,033.89	1,033.54	109
280.79	1,278.84	1,278.84	1,271.13	1,273.75	1,273.93	1,274.70	1,278.30	1,281.80	1,283.56	110
021.28	1,014.01	1,014.01	1,000.77	1,018.06	1,002.61	1,010.87	1,015.57	1,022.65	1,035.51	111
183.02	1,183.05	1,183.05	1,183.08	1,183.11	1,183.14	1,183.16	1,183.16	1,183.18	1,183.20	112
201.66	1,201.67	1,201.68	1,201.70	1,201.71	1,201.71	1,201.72	1,201.73	1,202.14	1,202.54	113
260.22	1,260.52	1,260.54	1,261.55	1,261.96	1,262.21	1,262.22	1,262.29	1,264.48	1,264.69	114
048.04	1,048.89	1,049.39	1,049.62	1,050.38	1,051.16	1,051.39	1,051.45	1,051.64	1,051.76	115
242.87	1,243.29	1,243.61	1,243.84	1,244.42	1,245.42	1,249.20	1,248.94	1,248.75	1,248.75	116
068.58	1,065.62	1,061.63	1,063.31	1,064.53	1,064.08	1,065.52	1,068.61	1,069.80	1,071.50	117
562.54	1,563.01	1,563.48	1,563.95	1,564.42	1,565.80	1,566.27	1,566.73	1,567.19	1,576.66	118
117.31	116.03	116.03	116.81	116.81	116.04	115.79	117.85	117.08	116.31	119
<b>Apr-05</b>	<b>05-Apr-05</b>	<b>06-Apr-05</b>	<b>07-Apr-05</b>	<b>08-Apr-05</b>	<b>11-Apr-05</b>	<b>12-Apr-05</b>	<b>13-Apr-05</b>	<b>14-Apr-05</b>	<b>15-Apr-05</b>	
214.52	2,205.66	2,205.66	2,240.64	2,244.24	2,230.67	2,245.83	2,260.54	2,244.49	2,220.51	1
579.25	579.27	579.27	579.36	580.66	581.62	582.27	581.28	580.24	580.05	2
488.68	3,471.06	3,471.06	3,509.01	3,488.89	3,479.69	3,486.59	3,501.98	3,477.81	3,445.17	3
695.24	682.26	693.02	699.59	703.96	695	699.31	686.56	664.68	661.99	4
581.20	581.02	581.02	581.38	581.46	581.48	581.72	581.81	581.78	581.44	5
593.52	1,582.59	1,598.28	1,608.77	1,612.10	1,603.39	1,609.95	1,616.38	1,606.06	1,588.38	6
924.99	2,904.93	2,904.93	2,959.12	2,964.31	2,954.10	2,967.85	2,985.92	2,962.61	2,918.85	7
336.48	1,332.71	1,351.21	1,354.76	1,370.90	1,349.69	1,358.12	1,357.79	1,346.95	1,331.13	8
007.34	2,001.01	2,005.19	2,014.46	2,005.17	2,001.71	2,006.77	2,020.91	2,007.83	1,989.38	9

mine veritatis

31.76	2,322.31	2,322.31	2,354.41	2,351.20	2,345.39	2,352.13	2,364.98	2,345.25	2,316.43	10
38.94	1,262.57	1,262.57	1,274.27	1,274.67	1,270.76	1,274.68	1,278.80	1,270.55	1,259.59	11
40.52	917.28	925.05	925.24	925.4	932.46	935.69	933.57	932.64	930.48	12
44.89	6,988.16	6,988.16	7,099.93	7,156.31	7,141.25	7,185.05	7,202.27	7,153.37	7,086.99	13
49.35	4,204.88	4,204.88	4,261.07	4,253.49	4,242.30	4,253.63	4,274.99	4,242.11	4,188.28	14
50.13	1,789.96	1,789.96	1,830.12	1,834.39	1,837.38	1,839.69	1,847.38	1,831.44	1,812.16	15
58.96	2,630.31	2,630.31	2,656.69	2,643.05	2,639.97	2,648.48	2,662.74	2,645.61	2,627.77	16
58.99	1,125.42	1,129.36	1,137.78	1,134.77	1,131.12	1,135.68	1,141.18	1,134.95	1,123.34	17
59.03	5,118.03	5,118.03	5,165.18	5,144.33	5,130.89	5,145.93	5,158.37	5,126.00	5,079.87	18
64.97	9,390.27	9,390.27	9,513.63	9,523.16	9,499.00	9,522.60	9,567.00	9,483.89	9,386.83	19
Apr-05	05-Apr-05	06-Apr-05	07-Apr-05	08-Apr-05	11-Apr-05	12-Apr-05	13-Apr-05	14-Apr-05	15-Apr-05	
63.31	1,302.85	1,302.57	1,307.99	1,301.36	1,301.21	1,304.09	1,305.98	1,301.40	1,296.08	1
68.91	1,129.06	1,129.37	1,130.41	1,130.54	1,131.72	1,133.10	1,133.59	1,133.27	1,133.37	2
68.57	2,044.07	2,044.07	2,059.11	2,061.25	2,062.77	2,071.91	2,080.31	2,065.59	2,051.82	3
67.77	2,003.55	2,003.55	2,005.06	2,005.77	1,996.35	1,998.16	2,001.77	1,999.95	1,993.60	4
66.78	1,594.74	1,594.74	1,597.88	1,603.08	1,601.12	1,603.85	1,607.12	1,603.41	1,599.53	5
63.75	1,223.83	1,224.48	1,224.92	1,225.45	1,227.08	1,227.32	1,227.65	1,227.31	1,228.45	6
64.34	817.38	823.66	829.78	834.05	832.81	837.17	834.63	826.34	819.81	7
61.24	1,555.07	1,560.34	1,563.09	1,564.84	1,564.72	1,564.97	1,565.68	1,565.27	1,565.10	8
68.45	1,118.83	1,119.22	1,119.60	1,119.99	1,121.14	1,121.51	1,121.90	1,122.27	1,122.69	9
63.88	1,119.98	1,103.20	1,103.32	1,113.69	1,105.53	1,110.74	1,112.11	1,113.88	1,111.89	10
63.87	1,044.03	1,044.03	1,044.73	1,046.59	1,046.75	1,047.27	1,048.06	1,048.44	1,049.37	11
68.61	1,027.67	1,029.00	1,032.30	1,031.63	1,031.80	1,033.36	1,034.01	1,030.61	1,027.48	12
60.55	1,177.93	1,177.93	1,184.37	1,183.59	1,181.76	1,183.25	1,185.80	1,185.94	1,184.56	13
67.67	1,766.08	1,765.31	1,773.61	1,770.91	1,768.74	1,774.07	1,784.05	1,775.01	1,765.92	14
61.85	1,631.08	1,634.71	1,642.06	1,643.46	1,640.82	1,644.81	1,650.55	1,637.25	1,626.43	15
68.81	1,068.83	1,068.93	1,069.69	1,069.79	1,070.16	1,070.21	1,070.28	1,071.17	1,071.21	16
67.85	4,787.82	4,787.79	4,787.76	4,787.73	4,787.64	4,787.61	4,787.58	4,787.55	4,787.52	17
69.75	1,049.57	1,049.48	1,049.35	1,051.07	1,049.76	1,050.17	1,050.46	1,050.42	1,050.33	18
60.80	1,159.72	1,159.72	1,162.08	1,165.80	1,161.02	1,162.79	1,163.81	1,164.36	1,164.50	19
69.25	4,138.44	4,138.44	4,200.40	4,185.87	4,166.34	4,175.20	4,191.53	4,164.19	4,117.96	20
67.98	3,555.23	3,555.23	3,568.38	3,564.04	3,562.10	3,577.18	3,584.32	3,576.33	3,572.90	21
67.69	1,047.72	1,047.81	1,047.92	1,048.28	1,048.38	1,048.66	1,048.91	1,049.60	1,049.91	22
66.90	1,902.21	1,914.70	1,924.13	1,919.01	1,918.59	1,927.70	1,933.54	1,923.18	1,906.40	23
66.85	1,838.08	1,838.08	1,863.52	1,865.01	1,843.84	1,847.06	1,859.72	1,852.66	1,836.99	24
65.72	1,788.92	1,788.92	1,798.47	1,800.15	1,798.08	1,803.75	1,814.07	1,807.05	1,798.01	25
62.67	1,264.96	1,264.96	1,268.84	1,272.89	1,268.99	1,273.05	1,275.53	1,267.99	1,259.55	26
61.62	1,734.16	1,734.45	1,734.73	1,737.39	1,732.59	1,734.55	1,745.34	1,749.67	1,801.08	27
69.42	2,590.69	2,605.36	2,625.27	2,613.06	2,614.15	2,617.56	2,613.85	2,605.25	2,584.93	28
69.21	1,138.27	1,137.54	1,143.23	1,144.87	1,143.41	1,144.88	1,145.24	1,143.38	1,002.78	29
61.64	1,002.93	1,002.93	1,004.93	1,007.31	1,005.78	1,024.95	1,006.04	1,004.18	1,002.10	30
63.81	1,528.65	1,528.65	1,538.64	1,534.65	1,537.45	1,539.92	1,545.85	1,536.70	1,533.87	31
67.55	1,181.59	1,181.59	1,197.63	1,213.85	1,197.22	1,202.13	1,202.60	1,198.66	1,182.53	32
64.47	996.83	998.65	993.62	981.42	977.11	1,008.32	1,008.08	1,001.62	991.97	33



78.77	1,179.02	1,179.29	1,179.57	1,179.85	1,180.80	1,181.11	1,181.43	1,181.78	1,182.10	34
65.60	3,766.33	3,787.20	3,819.75	3,854.64	3,842.32	3,911.29	3,918.27	3,910.46	3,896.76	35
27.48	1,025.38	1,019.97	1,023.57	1,023.66	1,023.74	1,024.92	1,028.12	1,028.22	1,028.66	36
58.87	5,558.28	5,558.28	5,583.39	5,563.35	5,552.52	5,567.18	5,581.53	5,549.10	5,505.85	37
83.59	3,575.44	3,575.44	3,595.91	3,587.64	3,588.37	3,592.44	3,604.22	3,594.31	3,582.48	38
13.91	1,006.61	1,006.61	990.26	1,016.52	992.58	999.65	1,004.64	1,018.04	1,036.38	39
13.58	2,122.38	2,122.38	2,145.47	2,144.46	2,139.65	2,144.03	2,153.59	2,141.30	2,129.19	40
74.41	3,563.96	3,563.96	3,587.61	3,588.90	3,577.38	3,584.89	3,598.54	3,587.05	3,569.38	41
67.59	1,955.67	1,977.94	1,998.45	2,003.75	1,986.14	2,008.11	2,029.63	2,012.77	1,993.99	42
40.51	1,040.48	1,041.06	1,044.19	1,041.54	1,041.39	1,042.83	1,041.43	1,039.75	1,037.51	43
60.79	1,060.99	1,061.26	1,062.47	1,062.47	1,063.11	1,063.43	1,063.36	1,063.60	1,064.19	44
35.95	1,930.33	1,937.58	1,948.38	1,947.37	1,942.03	1,948.07	1,955.40	1,945.07	1,929.54	45





21-Apr-05	25-Apr-05	26-Apr-05	27-Apr-05	28-Apr-05	29-Apr-05
1,269.44	1,276.48	1,291.25	1,276.23	1,262.53	1,267.23
0.13230	0.13235	0.13237	0.13239	0.13241	0.13242
1,014.74	1,015.48	1,015.55	1,015.96	1,023.99	1,024.33
1,126.19	1,127.87	1,126.56	1,126.99	1,124.74	1,127.68
1,242.14	1,243.56	1,243.91	1,244.24	1,244.57	1,244.94
0.26070	0.26070	0.26070	0.26070	0.26070	0.26070
2,501.61	2,514.67	2,543.36	2,513.38	2,486.01	2,495.15
1,322.63	1,324.29	1,324.71	1,325.47	1,325.59	1,325.57
1,040.96	1,041.91	1,041.85	1,041.05	1,040.26	1,040.06
1,064.93	1,066.01	1,066.33	1,066.51	1,066.70	1,066.88
1,142.55	1,143.65	1,144.17	1,145.23	1,146.51	1,147.73
1,233.88	1,235.33	1,235.94	1,236.04	1,235.99	1,233.78
1,595.91	1,597.83	1,598.36	1,598.88	1,599.40	1,599.96
1,592.84	1,594.65	1,595.07	1,595.50	1,595.94	1,596.37
1,456.49	1,457.48	1,457.71	1,457.98	1,458.24	1,458.51
1,341.35	1,342.65	1,342.97	1,343.36	1,343.67	1,344.10
1,125.02	1,126.58	1,126.94	1,127.33	1,127.72	1,128.12
1,111.84	1,113.66	1,114.26	1,111.86	1,111.64	1,111.48
1,100.31	1,101.58	1,101.88	1,102.18	1,102.44	1,102.76
1,193.78	1,195.74	1,195.90	1,195.95	1,196.00	1,195.83
1,179.50	1,181.45	1,182.21	1,182.92	1,183.08	1,183.39
1,103.31	1,104.61	1,105.04	1,105.75	1,105.33	1,104.76
977.94	978.63	979.49	980.46	979.26	977.25
1,143.03	1,143.26	1,144.16	1,145.86	1,145.37	1,143.17
1,053.85	1,054.87	1,055.12	1,055.38	1,055.62	1,055.88
1,204.24	1,205.43	1,205.75	1,206.08	1,206.39	1,206.73
1,126.33	1,126.33	1,128.69	1,128.84	1,128.85	1,129.31
1,016.09	1,016.40	1,016.53	1,016.57	1,016.24	1,017.09
1,070.26	1,071.11	1,071.34	1,071.30	1,070.71	1,070.56
1,219.11	1,219.85	1,219.92	1,220.27	1,220.51	1,220.67
9,961.79	10,018.11	10,133.48	10,015.12	9,907.12	9,944.59
1.03823	1.03869	1.03880	1.03891	1.03903	1.03914
1,439.13	1,441.10	1,441.59	1,442.09	1,442.58	1,443.07
1,253.02	1,254.39	1,254.74	1,255.08	1,255.43	1,255.77
1,236.81	1,238.92	1,238.95	1,239.90	1,239.27	1,239.20
1,223.72	1,245.02	1,236.16	1,220.27	1,222.26	1,221.06
0.12766	0.12769	0.12770	0.12771	0.12772	0.12773
1,058.19	1,059.22	1,059.44	1,059.83	1,060.13	1,060.50
1,153.70	1,155.92	1,156.23	1,156.42	1,156.51	1,156.34
1,096.48	1,097.72	1,098.60	1,099.51	1,099.60	1,100.95
1,145.78	1,147.36	1,147.57	1,147.67	1,147.22	1,146.40



1,141.59	1,141.68	1,142.75	1,143.77	1,143.86	1,141.97
1,186.21	1,186.11	1,186.10	1,185.71	1,184.67	1,185.67
1,205.21	1,212.28	1,226.86	1,210.49	1,181.10	1,226.21
0.12561	0.12569	0.12577	0.12557	0.12387	0.12813
1,310.26	1,312.29	1,312.80	1,313.79	1,313.93	1,314.41
2,262.45	2,264.56	2,265.08	2,265.59	2,266.19	2,266.73
1,048.12	1,049.16	1,049.42	1,049.68	1,049.96	1,050.24
1,158.94	1,160.06	1,049.42	1,160.82	1,160.94	1,160.97
1,272.02	1,273.21	1,273.60	1,273.82	1,274.32	1,274.83
1,359.52	1,360.14	1,360.41	1,361.07	1,359.94	1,360.32
1,123.14	1,125.23	1,125.36	1,125.41	1,124.82	1,124.46
1,001.56	1,003.37	1,003.82	1,003.32	1,003.27	1,002.74
1,142.05	1,143.48	1,144.01	1,144.04	1,143.99	1,143.74
1,189.54	1,195.00	1,208.74	1,196.39	1,183.29	1,188.82
0.12400	0.12390	0.12390	0.12410	0.12410	0.12420
1,143.97	1,145.20	1,145.65	1,144.98	1,143.89	1,143.53
1,141.72	1,143.37	1,143.63	1,143.40	1,143.04	1,143.15
1,096.06	1,096.69	1,097.30	1,097.48	1,097.64	1,097.81
1,010.78	1,011.82	1,009.61	1,009.18	1,007.93	1,007.20
1,243.40	1,243.80	1,243.75	1,243.97	1,244.13	1,244.21
1,260.62	1,262.04	1,262.37	1,262.73	1,263.09	1,263.63
1,377.28	1,378.99	1,379.41	1,379.72	1,380.09	1,380.44
1,040.97	1,041.21	1,041.76	1,042.30	1,042.57	1,042.69
1,204.94	1,207.70	1,207.60	1,206.69	1,206.96	1,206.45
1,317.74	1,321.55	1,321.74	1,322.31	1,322.86	1,323.39
1,318.03	1,320.04	1,321.66	1,322.04	1,322.94	1,323.12
1,216.84	1,217.67	1,219.19	1,220.17	1,219.71	1,221.47
1,551.82	1,553.92	1,554.39	1,554.89	1,555.54	1,555.88
1,198.05	1,199.17	1,199.35	1,199.08	1,198.40	1,197.91
1,498.52	1,501.07	1,501.81	1,502.35	1,502.80	1,503.30
1,000.00	1,000.00	1,000.00	1,000.00	1,000.00	1,000.00
1,385.01	1,386.42	1,386.78	1,387.13	1,387.49	1,387.85
1,042.46	1,043.50	1,043.75	1,044.02	1,044.28	1,044.54
1,198.36	1,199.97	1,200.47	1,201.01	1,201.44	1,203.24
1,357.32	1,357.57	1,357.63	1,357.70	1,357.76	1,357.83
1,348.25	1,349.65	1,350.02	1,350.39	1,350.87	1,351.34
1,240.47	1,242.20	1,242.50	1,243.00	1,243.53	1,243.17
1,256.54	1,257.93	1,258.19	1,259.02	1,259.47	1,259.75
1,044.16	1,043.29	1,043.25	1,043.19	1,043.54	1,043.92
1,213.31	1,214.99	1,215.24	1,215.51	1,215.51	1,215.52
1,107.87	1,108.86	1,109.15	1,109.42	1,109.69	1,110.12
1,094.63	1,096.08	1,096.62	1,096.74	1,096.74	1,097.14
1,176.12	1,178.23	1,178.45	1,178.59	1,178.28	1,177.59
1,704.75	1,706.55	1,707.22	1,706.39	1,704.82	1,704.04



1,120.58	1,120.55	1,120.55	1,120.55	1,120.55	1,120.55
1,169.84	1,171.18	1,171.66	1,171.79	1,171.84	1,172.25
1,389.63	1,385.33	1,390.78	1,390.28	1,391.64	1,388.88
1,126.16	1,128.26	1,129.03	1,128.56	1,128.50	1,129.08
1,129.39	1,131.16	1,131.20	1,130.83	1,130.65	1,129.90
1,003.25	1,003.52	1,003.53	1,003.67	1,003.69	1,003.43
1,249.79	1,256.95	1,271.45	1,256.63	1,243.09	1,247.81
0.13026	0.13032	0.13034	0.13036	0.13037	0.13039
1,195.49	1,196.57	1,196.82	1,197.07	1,197.47	1,197.69
1,462.67	1,463.09	1,463.76	1,464.48	1,465.13	1,465.40
1,077.44	1,078.92	1,080.07	1,079.62	1,080.16	1,079.71
1,068.53	1,068.67	1,068.80	1,069.32	1,069.58	1,070.12
1,724.49	1,725.80	1,726.00	1,728.58	1,728.72	1,729.48
1,405.85	1,406.61	1,406.80	1,406.99	1,407.18	1,407.38
1,030.76	1,032.55	1,032.40	1,031.57	1,026.08	1,026.30
1,379.71	1,381.22	1,381.46	1,381.72	1,382.06	1,382.30
1,511.64	1,514.02	1,513.63	1,512.91	1,512.57	1,512.94
1,156.24	1,157.48	1,157.71	1,157.95	1,158.19	1,158.42
1,358.66	1,360.58	1,360.85	1,360.99	1,360.49	1,359.66
1,220.64	1,222.03	1,222.03	1,222.68	1,223.03	1,223.37
1,270.63	1,272.24	1,272.53	1,272.57	1,272.60	1,272.89
1,232.89	1,234.10	1,234.10	1,234.76	1,235.05	1,235.33
1,205.94	1,206.96	1,207.17	1,207.64	1,207.21	1,209.11
1,032.71	1,035.14	1,035.31	1,036.09	1,036.18	1,035.00
1,283.73	1,285.28	1,285.48	1,285.35	1,285.39	1,285.04
1,022.91	1,025.30	1,025.65	1,026.02	1,026.43	1,026.22
1,183.38	1,183.85	1,183.95	1,184.13	1,184.21	1,184.32
1,203.51	1,204.59	1,204.87	1,205.15	1,205.43	1,205.71
1,266.36	1,267.30	1,267.31	1,267.31	1,268.38	1,268.65
1,053.17	1,054.33	1,054.36	1,054.54	1,054.87	1,055.07
1,250.52	1,252.42	1,252.89	1,253.39	1,253.41	1,253.65
1,068.38	1,069.23	1,069.52	1,069.73	1,068.25	1,068.52
1,570.44	1,572.30	1,572.75	1,573.21	1,573.66	1,574.11
112.72	111.18	110.92	109.64	110.42	110.16
<b>21-Apr-05</b>	<b>25-Apr-05</b>	<b>26-Apr-05</b>	<b>27-Apr-05</b>	<b>28-Apr-05</b>	<b>29-Apr-05</b>
2,105.18	2,041.38	2,058.91	2,062.42	2,070.26	2,053.96
579.3	579.09	579.13	579.36	578.78	577.74
3,311.95	3,235.50	3,275.66	3,270.24	3,272.71	3,257.70
604.86	580.08	588.31	588.24	600.71	596.07
580.4	580.18	580.24	579.84	579.84	579.65
1,517.44	1,477.28	1,489.31	1,490.79	1,497.74	1,491.33
2,813.70	2,758.02	2,780.90	2,782.36	2,799.90	2,771.97
1,247.84	1,182.61	1,210.18	1,217.58	1,247.06	1,223.52
1,936.35	1,892.13	1,910.48	1,914.12	1,926.34	1,921.54



2,238.63	2,184.74	2,208.08	2,207.96	2,223.55	2,208.85
1,217.68	1,195.99	1,209.99	1,204.59	1,203.18	1,200.35
904.92	892.86	899.43	895.9	900.13	898.21
6,806.90	6,675.26	6,755.86	6,735.43	6,778.91	6,732.72
4,042.74	3,940.78	3,981.96	3,979.84	4,010.40	3,983.47
1,695.56	1,625.03	1,666.68	1,669.61	1,687.25	1,671.56
2,557.11	2,516.69	2,545.17	2,548.56	2,549.08	2,537.54
1,078.35	1,054.49	1,065.01	1,064.67	1,067.75	1,059.56
4,922.66	4,815.39	4,876.49	4,865.87	4,866.40	4,841.88
9,039.71	8,842.45	8,969.57	8,969.41	8,986.66	8,959.18
<b>21-Apr-05</b>	<b>25-Apr-05</b>	<b>26-Apr-05</b>	<b>27-Apr-05</b>	<b>28-Apr-05</b>	<b>29-Apr-05</b>
1,271.96	1,259.55	1,266.90	1,262.49	1,260.81	1,258.57
1,132.60	1,133.17	1,134.56	1,134.78	1,135.18	1,135.53
1,956.76	1,922.33	1,936.38	1,938.04	1,941.40	1,931.87
1,951.60	1,928.33	1,940.39	1,940.42	1,940.27	1,936.99
1,586.21	1,579.36	1,586.44	1,587.43	1,587.04	1,584.79
1,231.39	1,232.59	1,233.20	1,233.67	1,234.16	1,234.50
782.88	781.69	782.92	783.69	784.28	784.19
1,564.44	1,561.40	1,562.51	1,562.33	1,563.79	1,563.09
1,124.96	1,126.43	1,126.77	1,127.13	1,127.50	1,127.86
1,098.30	1,086.80	1,090.61	1,089.78	1,092.93	1,086.53
1,052.11	1,052.12	1,052.37	1,052.14	971.93	1,052.25
1,019.15	1,013.51	1,015.38	1,016.48	1,017.69	1,017.40
1,176.29	1,174.12	1,176.83	1,177.20	1,177.30	1,175.04
1,729.84	1,708.19	1,720.40	1,724.10	1,730.83	1,729.23
1,580.55	1,562.64	1,573.67	1,576.39	1,588.52	1,584.38
1,074.76	1,075.95	1,075.98	1,075.99	1,076.45	1,076.57
4,787.34	4,787.21	4,787.18	4,787.15	4,786.14	4,786.11
1,048.28	1,048.95	1,049.05	1,050.36	1,051.08	1,050.76
1,152.14	1,147.48	1,150.53	1,151.60	1,152.18	1,152.50
3,947.46	3,837.07	3,886.33	3,902.06	3,935.78	3,909.48
3,520.98	3,495.22	3,506.38	3,505.37	3,504.76	3,509.02
1,051.39	1,052.00	1,052.32	1,052.59	1,052.92	1,052.95
1,855.02	1,824.25	1,837.62	1,841.60	1,850.15	1,846.74
1,760.68	1,714.92	1,735.09	1,737.33	1,757.86	1,736.62
1,760.26	1,737.22	1,747.65	1,747.05	1,752.64	1,745.28
1,225.09	1,206.29	1,216.38	1,214.51	1,212.59	1,208.77
1,747.34	1,751.83	1,753.60	1,752.78	1,754.55	1,751.97
2,528.73	2,489.99	2,515.46	2,512.52	2,525.07	2,514.16
1,133.59	1,130.11	1,133.53	1,134.52	1,134.64	1,134.06
998.18	996.94	998.64	999.04	999.7	999.22
1,517.84	1,509.95	1,516.41	1,516.00	1,517.34	1,513.81
1,100.21	1,045.31	1,068.78	1,070.70	1,091.75	1,068.93
946.29	926.61	938.92	939.06	944.66	936.66



1,184.08	1,185.42	1,185.78	1,186.11	1,186.45	1,186.78
3,821.86	3,758.11	3,806.10	3,829.02	3,861.71	3,837.31
1,020.88	1,017.75	1,020.27	1,020.04	1,019.86	1,018.12
5,354.18	5,251.28	5,310.31	5,298.45	5,299.06	5,273.14
3,523.85	3,489.54	3,510.44	3,510.41	3,513.94	3,501.80
1,015.90	1,018.08	1,020.83	1,021.23	1,021.52	1,021.66
2,081.85	2,055.66	2,065.07	2,066.62	2,072.76	2,068.21
3,501.41	3,477.99	3,489.09	3,490.16	3,505.90	3,496.23
1,897.80	1,815.54	1,841.03	1,839.32	1,851.94	1,826.44
1,021.14	1,017.79	1,025.95	1,028.62	1,034.87	1,031.08
1,062.01	1,062.89	1,063.28	1,063.38	1,063.42	1,062.80
1,879.06	1,844.43	1,865.95	1,869.67	1,875.31	1,864.70



mbangan NAB bulan Mei 2005

03-May-05	04-May-05	06-May-05	11-May-05	12-May-05	13-May-05	16-May-05	17-May-05	18-May-05
64.43	1,260.93	1,255.11	1,251.10	1,256.34	1,257.49	1,259.04	1,253.68	1,252.83
13247	0.13249	0.13254	0.13	0.13262	0.13265	0.13267	0.13269	0.13272
25.55	1,025.47	1,025.53	1,025.99	1,026.16	1,026.40	1,028.26	1,028.40	1,028.49
27.34	1,131.60	1,131.85	1,131.15	1,132.02	1,132.35	1,132.92	1,133.08	1,133.24
46.32	1,246.70	1,247.36	1,248.99	1,249.31	1,249.65	1,250.68	1,251.00	1,251.33
26070	0.26070	0.26070	0.26070	0.26070	0.26070	0.26070	0.26070	0.26070
88.55	2,481.26	2,469.02	2,459.78	2,469.70	2,471.54	2,474.20	2,463.25	2,461.13
25.87	1,325.58	1,326.47	1,327.75	1,327.99	1,328.39	1,329.15	1,329.16	1,329.55
36.30	1,035.11	1,035.35	1,036.09	1,036.30	1,036.48	1,036.35	1,036.35	1,036.50
68.58	1,068.91	1,069.63	1,071.13	1,071.16	1,071.30	1,071.90	1,072.10	1,072.34
49.72	1,150.19	1,150.71	1,153.38	1,153.81	1,154.71	1,155.04	1,162.54	1,163.34
35.04	1,236.18	1,237.86	1,238.78	1,241.08	1,242.45	1,244.14	1,244.90	1,245.32
01.57	1,601.82	1,602.90	1,605.24	1,605.66	1,606.04	1,607.54	1,607.88	1,608.34
98.08	1,598.70	1,599.56	1,601.81	1,602.23	1,602.67	1,603.99	1,604.39	1,605.41
59.45	1,459.88	1,460.53	1,461.86	1,462.13	1,462.40	1,463.16	1,463.41	1,463.70
45.47	1,345.83	1,346.49	1,348.57	1,348.91	1,349.27	1,350.25	1,350.66	1,351.01
29.48	1,129.88	1,130.66	1,132.58	1,132.97	1,133.35	1,134.49	1,134.86	1,135.24
12.28	1,116.18	1,118.78	1,118.92	1,122.34	1,121.25	1,127.39	1,123.69	1,126.10
04.08	1,104.37	1,105.00	1,106.46	1,106.75	1,107.04	1,107.92	1,108.22	1,108.51
97.50	1,198.57	1,199.86	1,200.73	1,201.07	1,201.69	1,202.54	1,200.85	1,201.02
84.15	1,184.29	1,184.80	1,185.99	1,186.68	1,186.95	1,187.38	1,187.43	1,187.50
06.40	1,106.72	1,107.29	1,108.43	1,108.82	1,109.09	1,110.04	1,110.14	1,110.07
79.85	979.83	980.77	981.63	981.62	982.23	984.79	984.83	984.21
46.02	1,145.71	1,146.72	1,147.52	1,147.33	1,147.85	1,151.58	1,151.80	1,150.51
56.14	1,056.37	1,056.90	1,058.24	1,058.50	1,058.77	1,059.55	1,059.82	1,060.06
08.06	1,208.41	1,209.03	1,210.64	1,210.97	1,133.29	1,212.24	1,212.56	1,212.94
30.57	1,130.93	1,131.53	1,133.00	1,133.16	1,133.29	1,133.60	1,133.87	1,134.05
17.37	1,016.37	1,015.36	1,015.15	1,014.90	1,072.30	1,016.52	1,015.83	1,016.00
71.54	1,072.16	1,072.86	1,070.76	1,071.00	1,223.93	1,072.86	1,071.98	1,072.83
21.42	1,221.89	1,222.37	1,223.37	1,223.65	1,223.93	1,223.93	1,225.06	1,225.34
22.99	9,894.96	9,848.27	9,817.27	9,857.90	9,866.28	9,879.94	9,837.30	9,830.06
03960	1.03972	1.03995	1.04052	1.04063	1.04075	1.04109	1.04121	1.04132
45.05	1,445.55	1,446.54	1,449.02	1,449.52	1,450.01	1,451.50	1,452.00	1,452.50
57.15	1,257.49	1,258.18	1,259.92	1,260.27	1,260.62	1,261.67	1,262.02	1,262.37
40.63	1,241.54	1,242.75	1,243.88	1,244.20	1,244.93	1,246.34	1,246.46	1,246.47
18.66	1,212.44	1,210.94	1,208.21	1,211.71	1,210.86	1,211.00	1,204.66	1,207.90
2776	0.12776	0.12777	0.12779	0.12779	0.12780	0.12781	0.12782	0.12782
61.55	1,061.91	1,062.67	1,063.24	1,063.54	1,063.19	1,064.22	1,064.40	1,064.83
58.13	1,158.72	1,159.89	1,161.28	1,161.46	1,162.67	1,163.60	1,163.71	1,164.02
01.53	1,101.93	1,102.60	1,103.24	1,104.29	1,104.78	1,105.04	1,105.20	1,104.56
47.57	1,148.83	1,150.59	1,152.89	1,153.55	1,155.18	1,156.69	1,157.40	1,157.91



40.96	1,141.19	1,141.74	1,146.07	1,146.68	1,146.93	1,147.10	1,147.33	1,147.44
86.35	1,187.74	1,188.70	1,190.43	1,191.87	1,192.35	1,193.26	1,193.49	1,193.69
97.43	1,197.57	1,195.31	1,190.59	1,190.40	1,191.09	1,192.33	1,186.31	1,183.27
12545	0.12584	0.12622	0.12619	0.12566	0.12564	0.12564	0.12556	0.12535
16.15	1,315.93	1,321.62	1,323.09	1,323.25	1,323.75	1,324.34	1,324.79	1,325.22
69.08	2,269.60	2,270.26	2,272.93	2,273.46	2,274.07	2,276.35	2,277.10	2,279.42
51.33	1,051.59	1,052.13	1,053.47	1,053.74	1,054.01	1,054.81	1,055.08	1,055.35
61.88	1,162.26	1,162.47	1,164.11	1,164.62	1,164.70	1,165.32	1,165.25	1,165.53
76.34	1,276.64	1,278.11	1,280.26	1,280.68	1,281.59	1,283.20	1,283.73	1,284.33
61.48	1,361.57	1,361.68	1,363.50	1,363.62	1,364.64	1,364.45	1,364.60	1,364.91
26.24	1,126.94	1,128.25	1,130.19	1,130.35	1,131.37	1,132.13	1,132.06	1,132.25
05.00	1,005.69	1,006.52	1,008.16	1,008.84	1,009.56	1,009.96	1,011.82	1,012.03
45.36	1,145.99	1,146.67	1,148.68	1,149.35	1,150.27	1,151.51	1,153.11	1,153.90
86.20	1,183.32	1,177.99	1,173.70	1,178.42	1,180.51	1,181.46	1,176.59	1,174.56
12430	0.12430	0.12440	0.12440	0.12440	0.12450	0.12450	0.12450	0.12440
44.63	1,145.77	1,147.40	1,146.52	1,147.46	1,147.97	1,149.29	1,148.55	1,149.29
44.14	1,144.24	1,145.05	1,145.04	1,145.56	1,146.19	1,147.08	1,147.09	1,147.27
98.49	1,098.66	1,098.99	1,102.65	1,103.05	1,102.87	1,103.34	1,102.78	1,102.91
08.41	1,009.36	1,010.68	1,010.35	1,011.39	1,011.86	1,012.82	1,009.04	1,009.46
44.46	1,244.14	1,245.03	1,245.39	1,245.36	1,245.54	1,245.90	1,246.06	1,246.09
64.82	1,265.04	1,265.50	1,267.25	1,267.64	1,267.98	1,269.08	1,269.45	1,269.71
81.39	1,381.90	1,383.18	1,385.45	1,385.87	1,386.02	1,387.06	1,387.08	1,387.30
43.69	1,044.27	1,044.52	1,045.51	1,045.93	1,045.94	1,045.94	1,046.43	1,046.48
08.07	1,208.77	1,210.17	1,213.73	1,214.77	1,216.48	1,219.80	1,220.76	1,222.00
24.72	1,324.56	1,325.49	1,327.75	1,327.30	1,328.15	1,329.79	1,330.08	1,330.57
24.80	1,324.87	1,326.01	1,327.86	1,327.61	1,328.31	1,328.56	1,328.89	1,329.36
23.06	1,223.44	1,224.03	1,224.86	1,225.08	1,225.67	1,226.09	1,226.08	1,225.75
56.96	1,557.47	1,558.74	1,561.77	1,562.22	1,562.31	1,563.60	1,563.74	1,563.75
99.44	1,200.14	1,201.65	1,203.39	1,204.15	1,204.15	1,204.71	1,204.57	1,204.55
04.10	1,504.45	1,505.47	1,507.47	1,507.96	1,508.43	1,509.71	1,510.13	1,510.26
00.00	1,000.00	1,000.00	1,000.00	1,000.00	1,000.00	1,000.00	1,000.00	1,000.00
89.23	1,389.57	1,390.24	1,391.93	1,392.28	1,392.63	1,393.68	1,394.04	1,394.40
45.58	1,045.82	1,046.34	1,047.34	1,047.55	1,047.76	1,048.39	1,048.60	1,048.82
04.53	1,205.14	1,207.26	1,209.28	1,209.68	1,210.38	1,211.78	1,212.23	1,212.52
58.08	1,358.15	1,358.28	1,358.60	1,358.66	1,358.71	1,358.90	1,358.96	1,359.03
52.70	1,353.08	1,353.80	1,355.57	1,355.94	1,356.30	1,357.34	1,357.71	1,358.07
44.44	1,245.09	1,246.89	1,248.62	1,250.40	1,249.98	1,251.06	1,251.18	1,251.33
60.98	1,260.98	1,261.66	1,263.09	1,263.15	1,263.47	1,264.47	1,264.88	1,265.35
45.98	1,045.98	1,046.66	1,048.61	1,048.72	1,049.13	1,049.62	1,050.08	1,050.30
16.01	1,216.69	1,217.83	1,220.41	1,220.77	1,221.15	1,222.32	1,222.71	1,223.05
18.13	1,118.39	1,119.12	1,120.58	1,120.75	1,121.16	1,121.82	1,122.12	1,122.31
97.98	1,098.23	1,099.11	1,100.76	1,101.30	1,101.51	1,102.01	1,102.14	1,102.47
78.91	1,179.69	1,180.58	1,181.81	1,182.85	1,183.18	1,183.78	1,183.93	1,184.22
05.82	1,707.27	1,709.58	1,708.98	1,710.83	1,711.63	1,713.67	1,712.48	1,713.25



03.01	1,104.66	1,106.54	1,107.21	1,107.34	1,107.52	1,108.02	1,108.18	1,108.35
72.12	1,172.81	1,173.01	1,174.18	1,174.30	1,174.54	1,174.89	1,174.77	1,174.43
86.16	1,399.58	1,414.61	1,410.44	1,413.50	1,412.78	1,400.29	1,388.86	1,399.71
27.79	1,129.14	1,129.01	1,130.01	1,130.85	1,131.08	1,131.42	1,131.55	1,131.51
31.43	1,132.35	1,133.95	1,135.38	1,136.50	1,137.34	1,138.40	1,138.87	1,138.78
03.49	984.31	985.9	988.56	989.68	990.77	991.98	992.39	993.04
45.16	1,241.67	1,235.83	1,232.03	1,237.14	1,238.21	1,239.97	1,234.63	1,233.74
0452	0.130469	0.1305	0.13	0.130597	0.130613	0.130661	0.130677	0.130693
98.75	1,199.04	1,199.64	1,201.22	1,201.53	1,201.84	1,202.71	1,203.17	1,203.63
67.01	1,468.22	1,469.15	1,469.84	1,470.56	1,470.53	1,471.38	1,471.13	1,471.26
81.33	1,081.70	1,082.95	1,084.78	1,085.71	1,085.74	1,087.10	1,087.18	1,087.36
71.30	1,071.73	1,072.38	1,073.37	1,073.53	1,073.97	1,074.71	1,074.97	1,075.45
31.02	1,731.42	1,734.51	1,734.92	1,735.29	1,735.60	1,736.71	1,736.88	1,736.92
08.15	1,408.34	1,408.73	1,409.70	1,409.89	1,410.09	1,410.67	1,410.87	1,411.06
25.93	1,025.84	1,025.63	1,025.10	1,025.00	1,024.90	1,024.45	1,024.34	1,024.22
83.31	1,383.56	1,384.07	1,385.33	1,385.59	1,385.85	1,385.62	1,386.87	1,387.13
10.55	1,511.97	1,511.81	1,517.36	1,519.83	1,518.88	1,518.88	1,521.35	1,521.96
58.03	1,159.57	1,160.04	1,161.20	1,161.53	1,162.77	1,162.77	1,165.82	1,170.50
61.36	1,362.64	1,364.61	1,367.20	1,368.28	1,370.31	1,370.31	1,373.32	1,373.93
24.59	1,224.88	1,225.54	1,227.37	1,227.71	1,228.04	1,229.19	1,229.65	1,230.20
73.68	1,273.89	1,274.41	1,275.73	1,276.00	1,276.25	1,277.05	1,277.27	1,277.65
36.51	1,236.84	1,237.49	1,239.24	1,239.56	1,239.96	1,241.08	1,241.59	1,242.13
10.48	1,210.89	1,211.71	1,213.80	1,214.19	1,214.58	1,214.60	1,214.91	1,215.32
25.71	1,025.86	1,026.01	1,026.93	1,028.67	1,028.65	1,028.92	1,028.99	1,029.41
86.40	1,287.08	1,288.49	1,289.56	1,290.52	1,291.15	1,292.33	1,292.28	1,292.67
28.81	1,029.53	1,031.37	1,034.91	1,036.07	1,039.58	1,042.28	1,043.88	1,044.79
84.70	1,184.76	1,185.02	1,185.77	1,185.92	1,186.07	1,186.55	1,186.69	1,186.85
06.84	1,207.13	1,207.71	1,209.17	1,209.47	1,209.77	1,210.67	1,210.97	1,211.27
69.32	1,270.37	1,270.70	1,272.35	1,272.39	1,272.48	1,274.86	1,274.89	1,275.64
55.99	1,056.33	1,056.59	1,056.95	1,057.16	1,057.34	1,057.83	1,057.78	1,058.04
55.14	1,255.60	1,256.48	1,257.69	1,257.98	1,258.19	1,258.96	1,259.29	1,259.52
75.41	1,067.51	1,068.29	1,069.41	1,068.32	1,068.20	1,068.46	1,067.67	1,067.45
75.92	1,576.38	1,577.28	1,579.55	1,580.01	1,580.46	1,581.85	1,582.31	1,582.76
10.68	113	112.75	110.70	110.96	110.96	110.46	109.95	110.97
<b>04-May-05</b>	<b>04-May-05</b>	<b>06-May-05</b>	<b>11-May-05</b>	<b>12-May-05</b>	<b>13-May-05</b>	<b>16-May-05</b>	<b>17-May-05</b>	<b>18-May-05</b>
72.32	2,097.40	2,126.24	2,107.95	2,120.53	2,111.53	2,098.11	2,095.25	2,083.55
77.83	577.71	577.87	581.39	577.24	577.25	577.32	577.38	578.04
61.57	3,314.75	3,367.29	3,332.83	3,344.29	3,343.94	3,316.64	3,326.28	3,308.14
92.96	606.46	612.66	612.49	619.2	613.92	609.99	598.38	596.64
79.17	579.7	580.16	580.03	580.14	580.07	579.93	580.01	579.85
98.89	1,521.94	1,544.63	1,530.67	1,537.25	1,532.58	1,523.01	1,519.75	1,513.00
83.29	2,833.35	2,862.20	2,829.42	2,848.86	2,849.95	2,833.86	2,825.83	2,810.45
40.36	1,258.48	1,275.06	1,260.70	1,273.53	1,269.44	1,249.00	1,244.23	1,237.44
25.96	1,946.12	1,966.56	1,943.72	1,950.85	1,949.57	1,949.57	1,939.31	1,927.74






19.59	2,252.96	2,279.86	2,259.49	2,272.71	2,269.00	2,249.27	2,239.26	2,238.67
04.62	1,215.66	1,229.15	1,209.74	1,215.76	1,213.78	1,206.61	1,208.14	1,204.15
01.49	906.38	914.38	915.47	910.98	910.18	905.55	903.57	902.01
28.63	6,800.51	6,919.80	6,885.70	6,913.17	6,927.17	6,863.70	6,811.04	6,807.05
99.64	4,059.67	4,106.40	4,066.68	4,090.19	4,084.04	4,048.07	4,028.18	4,029.54
00.56	1,716.71	1,749.41	1,758.90	1,760.30	1,749.16	1,723.43	1,714.86	1,704.11
54.73	2,592.19	2,627.60	2,611.57	2,624.37	2,617.41	2,593.11	2,606.04	2,581.81
62.84	1,082.03	1,100.05	1,096.82	1,101.52	1,099.36	1,090.00	1,081.27	1,082.40
48.29	4,928.47	5,009.36	4,966.95	4,991.37	4,983.07	4,933.24	4,903.10	4,926.40
19.21	9,125.21	9,262.60	9,163.48	9,226.01	9,215.14	9,135.02	9,158.50	9,115.70
ay-05	04-May-05	06-May-05	11-May-05	12-May-05	13-May-05	16-May-05	17-May-05	18-May-05
60.66	1,273.22	1,286.53	1,279.64	1,280.86	1,281.14	1,274.94	1,278.55	1,271.12
36.79	1,138.36	1,140.32	1,140.94	1,141.45	1,141.30	1,141.40	1,142.72	1,142.26
28.39	1,954.90	1,980.26	1,967.95	1,980.36	1,978.04	1,967.81	1,966.73	1,960.81
39.56	1,953.16	1,967.38	1,949.51	1,955.67	1,956.62	1,951.38	1,951.83	1,946.54
96.06	1,599.47	1,606.38	1,612.24	1,607.30	1,604.88	1,603.22	1,602.15	1,601.84
35.85	1,236.35	1,237.37	1,237.68	1,238.36	1,239.14	1,240.75	1,241.45	1,242.22
784.1	790.48	790.01	781.55	791.63	787.8	788.8	786.5	785.21
63.95	1,568.56	1,574.74	1,574.52	1,578.09	1,579.36	1,577.77	1,579.33	1,576.10
29.19	1,129.59	1,130.36	1,132.16	1,132.55	1,132.93	1,134.08	1,134.45	1,134.84
86.24	1,125.08	1,165.11	1,170.25	1,171.24	1,171.55	1,171.78	1,167.98	1,166.16
53.08	1,053.74	1,054.48	1,056.54	1,057.07	1,057.67	1,058.77	1,058.78	1,059.93
18.19	1,019.22	1,022.79	1,022.75	1,022.97	1,022.54	1,021.80	1,022.91	1,022.61
74.97	1,178.40	1,181.73	1,180.58	1,183.57	1,184.21	1,183.28	1,183.76	1,182.91
33.15	1,742.61	1,756.58	1,751.79	1,758.51	1,756.82	1,756.82	1,750.62	1,743.85
92.54	1,600.67	1,614.42	1,601.68	1,607.69	1,603.11	1,603.11	1,597.20	1,594.53
77.00	1,077.47	1,077.49	1,078.80	1,078.87	1,078.92	1,080.10	1,079.85	1,083.08
85.99	4,785.96	4,785.90	4,785.75	4,785.71	4,785.68	4,785.59	4,785.56	4,785.53
51.28	1,051.62	1,052.57	1,052.08	1,054.39	1,053.77	1,053.98	1,053.76	1,054.01
54.62	1,157.55	1,160.98	1,158.44	1,159.88	1,159.04	1,157.32	1,157.05	1,155.99
24.32	3,990.69	4,054.25	4,022.76	4,040.06	4,030.46	3,997.95	3,995.59	3,967.68
23.89	3,551.30	3,565.77	3,549.47	3,556.51	3,541.22	3,528.12	3,540.32	3,529.89
55.43	1,055.73	1,056.53	1,058.02	1,058.47	1,058.85	1,059.58	1,059.92	1,060.21
51.24	1,865.23	1,886.07	1,882.28	1,891.59	1,885.97	1,881.36	1,881.51	1,872.54
47.15	1,786.90	1,816.40	1,794.16	1,805.90	1,796.31	1,787.30	1,781.42	1,773.18
51.10	1,766.51	1,778.90	1,769.90	1,777.44	1,776.03	1,767.48	1,762.00	1,763.09
10.07	1,220.08	1,232.56	1,212.25	1,221.45	1,221.94	1,217.49	1,220.67	1,223.10
59.69	1,761.45	1,763.54	1,772.08	1,776.48	1,784.80	1,791.48	1,795.66	1,796.14
26.05	2,545.98	2,577.68	2,570.99	2,575.85	2,569.72	2,561.61	2,568.27	2,564.97
35.91	1,138.17	1,141.51	1,141.38	1,141.33	1,141.81	1,141.62	1,142.38	1,142.54
66.26	1,002.34	1,002.50	1,002.72	1,003.55	1,003.69	1,004.07	1,006.75	1,007.33
16.18	1,521.92	1,525.27	1,523.04	1,527.44	1,524.10	1,523.88	1,524.13	1,522.67
82.26	1,110.40	1,130.53	1,121.33	1,134.65	1,128.12	1,110.74	1,102.22	1,100.46
45.48	952.6	958.87	95,185.00	958.02	953.18	949.13	947.01	944.39



88.67	1,188.85	1,189.19	1,190.19	1,190.50	1,190.85	1,191.90	1,192.26	1,192.61
53.83	3,892.71	3,891.94	3,887.85	3,899.34	3,869.19	3,853.32	3,830.31	3,809.09
19.57	1,023.36	1,028.21	1,028.77	1,030.43	1,030.31	1,028.52	1,026.94	1,027.28
77.12	5,354.51	5,435.27	5,398.59	5,422.88	5,414.53	5,364.56	5,334.69	5,357.34
07.04	3,532.73	3,567.48	3,572.90	3,580.70	3,577.43	3,560.34	3,547.69	3,552.34
25.01	1,025.25	1,027.73	1,030.60	1,032.83	1,036.52	1,039.45	1,040.17	1,040.89
77.70	2,090.53	2,104.93	2,093.54	2,103.81	2,100.75	2,089.51	2,088.18	2,080.94
06.59	3,524.15	3,537.91	3,529.76	3,552.79	3,549.20	3,535.64	3,537.90	3,531.81
27.12	1,858.07	1,883.94	1,894.29	1,908.44	1,893.27	1,883.35	1,879.61	1,860.51
29.53	1,031.82	1,045.27	1,041.45	1,042.02	1,040.04	1,036.68	1,039.93	1,031.49
52.94	1,063.05	1,063.75	1,064.23	1,065.32	1,065.39	1,064.45	1,064.15	1,063.06
79.98	1,899.17	1,924.28	1,920.57	1,931.56	1,925.63	1,895.44	1,893.25	1,884.50



	23-May-05	25-May-05	26-May-05	27-May-05	30-May-05
3	1,256.12	1,257.20	1,260.06	1,261.59	1,260.85
3	0.13278	0.13283	0.13285	0.13287	0.13290
3	1,029.32	1,029.55	1,031.07	1,031.61	1,031.95
4	1,134.27	1,134.42	1,134.36	1,134.67	1,135.21
7	1,252.95	1,253.64	1,253.95	1,254.29	1,255.28
0	0.26070	0.26070	0.26070	0.26070	0.26070
9	2,466.43	2,467.79	2,472.95	2,475.59	2,473.59
3	1,329.13	1,331.16	1,331.36	1,331.91	1,332.76
7	1,037.61	1,038.05	1,038.39	1,038.69	1,039.38
7	1,073.48	1,073.82	1,074.05	1,074.33	1,075.27
5	1,165.75	1,167.04	1,167.86	1,168.20	1,169.79
7	1,247.89	1,248.48	1,246.35	1,245.99	1,246.33
9	1,610.52	1,611.28	1,611.39	1,611.85	1,613.20
5	1,607.66	1,608.55	1,609.00	1,613.69	1,614.64
9	1,465.15	1,465.75	1,466.03	1,466.32	1,467.23
9	1,352.66	1,353.45	1,353.78	1,354.12	1,355.10
8	1,137.09	1,137.82	1,138.19	1,141.52	1,143.04
5	1,131.40	1,130.37	1,128.48	1,127.37	1,127.32
0	1,110.00	1,110.59	1,110.90	1,111.21	1,112.12
8	1,202.18	1,201.52	1,199.55	1,199.50	1,200.06
0	1,188.73	1,189.48	1,189.41	1,189.54	1,189.86
2	1,110.61	1,110.58	1,109.94	1,110.38	1,110.37
9	983.9	981.28	974.3	975.69	973.68
8	1,151.29	1,148.94	1,148.82	1,151.31	1,150.20
9	1,061.39	1,061.93	1,062.16	1,062.43	1,063.23
4	1,214.71	1,215.38	1,215.71	1,216.05	1,216.89
0	1,135.03	1,135.53	1,135.59	1,136.21	1,136.91
3	1,015.89	1,016.01	1,015.25	1,015.32	1,015.51
3	1,072.08	1,071.38	1,071.63	1,070.10	1,072.11
9	1,226.73	1,227.28	1,227.55	1,227.62	1,228.38
7	9,856.30	9,863.68	9,885.61	9,897.13	9,892.04
5	1,04189	1,04212	1,04224	1,04235	1,04270
0	1,454.99	1,455.99	1,456.49	1,456.98	1,458.48
7	1,264.12	1,264.82	1,265.16	1,265.51	1,266.56
0	1,247.02	1,247.68	1,245.94	1,246.53	1,246.90
9	1,210.69	1,211.62	1,212.75	1,213.12	1,213.07
3	0.12785	0.12786	0.12786	0.12787	0.12788
5	1,066.33	1,068.87	1,067.44	1,067.90	1,068.69
7	1,165.34	1,165.79	1,164.89	1,164.94	1,165.47
1	1,105.81	1,106.50	1,104.58	1,104.83	1,105.58
0	1,160.08	1,160.59	1,158.95	1,158.23	1,158.42



1,148.15	1,149.38	1,149.08	1,150.11	1,150.89
1,193.87	1,194.73	1,194.57	1,194.61	1,195.04
1,195.29	1,201.04	1,204.68	1,206.30	1,206.13
0.12635	0.12689	0.12701	0.12705	0.12714
1,325.51	1,326.43	1,326.83	1,327.54	1,328.96
2,285.33	2,286.99	2,287.29	2,287.94	2,290.66
1,056.70	1,057.23	1,057.50	1,057.77	1,058.58
1,166.92	1,167.38	1,167.75	1,168.37	1,171.91
1,286.35	1,287.06	1,287.15	1,287.50	1,288.77
1,364.39	1,364.46	1,364.09	1,364.35	1,365.11
1,133.25	1,133.67	1,132.44	1,132.61	1,133.11
1,013.73	1,013.74	1,012.80	1,013.09	1,013.15
1,155.83	1,156.10	1,153.84	1,153.08	1,153.30
1,172.99	1,172.72	1,163.22	1,154.79	1,148.87
0.12400	0.12390	0.12260	0.12160	0.12110
1,148.97	1,149.05	1,147.62	1,147.08	1,147.94
1,148.21	1,148.89	1,148.39	1,147.52	1,147.97
1,104.55	1,103.44	1,105.24	1,105.21	1,106.00
1,008.74	1,008.45	1,007.21	1,006.84	1,007.80
1,246.87	1,247.27	1,247.63	1,247.86	1,248.77
1,271.52	1,272.28	1,272.44	1,272.59	1,273.56
1,388.82	1,389.43	1,389.33	1,389.80	1,391.54
1,047.29	1,047.54	1,047.72	1,047.99	1,049.04
1,224.84	1,225.65	1,222.86	1,222.25	1,223.05
1,331.03	1,332.40	1,332.60	1,333.24	1,334.67
1,330.42	1,331.60	1,332.12	1,332.86	1,334.45
1,225.97	1,226.83	1,224.99	1,226.49	1,227.14
1,564.61	1,565.55	1,564.70	1,565.63	1,566.81
1,204.32	1,204.77	1,203.76	1,204.43	1,204.55
1,511.23	1,511.88	1,511.90	1,512.84	1,514.29
1,000.00	1,000.00	1,000.00	1,000.00	1,000.00
1,396.27	1,397.04	1,397.43	1,397.81	1,398.73
1,049.98	1,050.03	1,050.08	1,050.13	1,050.29
1,214.36	1,215.07	1,215.45	1,215.85	1,216.97
1,359.34	1,359.47	1,359.53	1,359.59	1,359.78
1,359.88	1,360.59	1,360.94	1,361.28	1,362.32
1,251.13	1,251.56	1,249.66	1,248.70	1,249.10
1,266.16	1,266.18	1,266.31	1,266.56	1,267.32
1,051.08	1,051.67	1,052.04	1,052.14	1,052.58
1,224.34	1,224.99	1,224.99	1,225.25	1,226.11
1,123.62	1,124.18	1,124.28	1,124.64	1,125.44
1,103.33	1,103.73	1,103.77	1,104.04	1,104.56
1,184.64	1,185.17	1,183.97	1,184.02	1,184.42
1,711.65	1,712.11	1,710.40	1,709.73	1,710.99



1,113.48	1,114.31	1,113.93	1,112.74	1,113.23
1,170.24	1,170.73	1,170.35	1,170.35	1,172.11
1,411.86	1,414.04	1,417.59	1,423.30	1,427.80
1,131.82	1,131.97	1,132.04	1,132.11	1,132.32
1,140.03	1,140.57	1,138.77	1,138.76	1,139.04
994.49	994.84	995	995.19	995.77
1,237.12	1,238.07	1,240.84	1,242.30	1,241.71
0.130774	0.130806	0.130822	0.130838	0.130886
1,204.61	1,209.29	1,209.42	1,209.54	1,209.64
1,473.24	1,473.94	1,474.35	1,475.09	1,476.54
1,087.71	1,088.28	1,087.71	1,088.79	1,089.03
1,077.17	1,077.38	1,077.55	1,077.96	1,078.65
1,737.48	1,736.86	1,737.90	1,731.27	1,731.64
1,412.04	1,412.43	1,412.62	1,412.82	1,413.41
1,023.64	1,023.41	1,023.30	1,023.18	1,022.74
1,388.43	1,388.95	1,389.21	1,389.47	1,390.24
1,524.26	1,525.16	1,524.61	1,523.93	1,526.08
1,173.45	1,174.32	1,175.80	1,176.09	1,176.78
1,376.21	1,376.59	1,374.04	1,373.20	1,373.34
1,232.43	1,233.18	1,233.58	1,234.07	1,235.64
1,279.63	1,280.42	1,280.78	1,281.14	1,282.47
1,244.27	1,245.12	1,245.52	1,246.09	1,247.59
1,217.59	1,218.76	1,222.71	1,225.80	1,226.72
1,029.86	1,030.17	1,029.60	1,029.19	1,029.55
1,293.73	1,294.28	1,292.45	1,292.33	1,292.59
1,046.95	1,047.07	1,044.71	1,043.52	1,044.57
1,187.70	1,188.04	1,188.20	1,188.37	1,188.91
1,212.77	1,213.37	1,213.67	1,213.94	1,214.75
1,277.09	1,277.67	1,277.68	1,277.69	1,279.04
1,059.17	1,059.61	1,059.89	1,060.29	1,061.39
1,261.00	1,261.60	1,261.86	1,262.19	1,263.57
1,067.56	1,067.92	1,067.54	1,066.89	1,067.58
1,585.03	1,593.82	1,594.27	1,594.75	1,596.13
111.24	110.98	110.99	110.47	109.97
<b>23-May-05</b>	<b>25-May-05</b>	<b>26-May-05</b>	<b>27-May-05</b>	<b>30-May-05</b>
2,095.03	2,097.26	2,105.53	2,131.40	2,126.89
578.31	577.75	577.78	577.83	577.33
3,328.90	3,341.34	3,354.91	3,372.04	3,376.06
592.23	594.55	591.89	592.82	594.34
580.19	580.35	580.58	580.74	580.72
1,524.51	1,530.12	1,531.45	1,543.10	1,547.87
2,828.74	2,831.48	2,852.52	2,869.86	2,867.16
1,238.56	1,247.18	1,256.74	1,266.53	1,275.03
1,936.19	1,942.63	1,949.80	1,955.82	1,958.62



10	Manulife Dana Saham	2,259.79	2,256.63	2,249.57	2,254.86	2,266.00	2,281.47	2,285.71
11	Master Dinamis	1,213.92	1,215.38	1,213.83	1,222.95	1,229.22	1,236.21	1,236.19
12	Nikko Saham Nusantara	908.27	909.37	907.02	909.05	913.2	927.42	924.08
13	Panin Dana Maksima	6,831.70	6,820.96	6,839.39	6,868.91	6,840.21	6,919.67	6,955.67
14	Phinisi Dana Saham	4,069.37	4,068.33	4,054.03	4,063.84	4,082.13	4,109.72	4,116.45
15	Platinum Saham	1,729.69	1,730.64	1,724.95	1,731.89	1,735.66	1,754.77	1,763.19
16	Rencana Cerdas	2,606.78	2,609.46	2,600.43	2,601.81	2,618.92	2,631.75	2,637.49
17	Schroder Dana Istimewa	1,096.33	1,097.73	1,094.51	1,093.12	1,096.91	1,104.18	1,110.37
18	Schroder Dana Prestasi Plus	4,976.07	4,987.96	4,974.94	4,980.04	5,003.09	5,034.41	5,048.99
19	Si Dana Saham	9,212.30	9,208.74	9,169.37	9,182.33	9,242.38	9,308.61	9,331.11
	<b>Reksadana Campuran</b>	<b>19-May-05</b>	<b>20-May-05</b>	<b>23-May-05</b>	<b>25-May-05</b>	<b>26-May-05</b>	<b>27-May-05</b>	<b>30-May-05</b>
1	AAA Balanced Fund	1,279.42	1,283.04	1,279.23	1,281.96	1,284.49	1,288.39	1,291.12
2	AAA Syariah Fund	1,143.01	1,143.50	1,144.96	1,145.93	1,146.23	1,146.81	1,148.61
3	Bahana Dana Infrastruktur	1,970.40	1,974.63	1,971.02	1,969.36	1,967.03	1,978.57	1,979.09
4	Bahana Dana Selaras	1,953.58	1,955.06	1,951.50	1,957.57	1,962.01	1,966.48	1,967.78
5	Bangun Indonesia	1,602.40	1,602.69	1,602.36	1,606.11	1,604.75	1,606.56	1,608.19
6	Batasa Syariah	1,242.41	1,242.87	1,244.52	1,245.47	1,245.62	1,246.63	1,247.79
7	BIG Palapa	786.21	789.33	790.09	791.98	788.08	786.25	784.45
8	BNI Dana Fleksible	1,580.00	1,580.44	1,579.51	1,581.57	1,583.60	1,617.87	1,619.80
9	BNI Dana Plus Syariah	1,135.23	1,135.61	1,136.76	1,137.53	1,137.92	1,140.05	1,141.18
10	Brahma OPTIMA	1,172.50	1,178.79	1,179.60	1,178.88	1,177.85	1,178.81	1,182.65
11	BSM Investa Berimbang	1,060.15	1,060.92	1,061.60	1,061.60	1,061.61	1,061.61	1,061.63
12	Dana Investa Bersama(*)	1,024.18	1,025.00	1,026.30	1,026.74	1,027.30	1,028.04	1,029.90
13	Dana Selaras Dinamis	1,184.51	1,184.80	1,184.35	1,185.12	1,185.89	1,188.67	1,190.07
14	Danareksa Anggrek	1,745.76	1,753.76	1,750.06	1,752.79	1,755.64	1,763.81	1,767.34
15	Danareksa Syariah Berimbang	1,601.94	1,604.21	1,605.21	1,610.03	1,611.88	1,618.37	1,620.59
16	Dhanawibawa Progresif	1,083.30	1,083.41	1,083.57	1,084.69	1,084.71	1,084.76	1,085.35
17	DUIT	4,785.50	4,785.47	4,785.38	4,785.32	4,785.29	4,785.26	4,785.17
18	First State Arjuna Fund	1,054.10	1,054.67	1,054.86	1,055.63	1,055.36	1,054.67	1,055.49
19	First State Ind. Balanced Fund	1,158.22	1,158.41	1,157.99	1,158.99	1,158.67	1,160.77	1,161.94
20	Fortis Pesona	4,004.13	4,010.73	3,999.33	4,012.12	4,029.93	4,057.29	4,061.31
21	Garuda Satu	3,535.90	3,533.31	3,541.16	3,545.67	3,549.22	3,546.92	3,535.72
22	Investasi Reksa Plus	1,060.63	1,060.87	1,061.78	1,062.16	1,062.54	1,062.92	1,063.95
23	Jisawi Mix	1,879.22	1,882.47	1,882.02	1,890.07	1,895.44	1,909.43	1,912.07
24	Mahanusa Dana Kapital	1,774.43	1,777.93	1,781.40	1,787.29	1,792.88	1,796.30	1,785.59
25	Manulife Dana Campuran	1,772.46	1,770.69	1,767.55	1,769.89	1,773.72	1,780.95	1,783.47
26	Master Berimbang	1,232.71	1,236.28	1,237.86	1,247.49	1,254.91	1,261.27	1,266.67
27	Mega Dana Kombinasi	1,796.61	1,797.01	1,798.21	1,797.22	1,805.21	1,812.09	1,810.63
28	MR.FLEX	2,580.08	2,573.32	2,567.20	2,579.57	2,585.32	2,607.87	2,609.87
29	Portfolio Dinamis Plus	1,143.74	1,143.96	1,144.31	1,145.32	1,146.49	1,147.04	1,148.14
30	Reksa Dana Paramitra Optimum	1,007.63	1,007.99	1,008.71	1,008.92	1,009.61	1,011.00	1,007.68
31	Reksa Dana PNM Syariah	1,526.99	1,527.80	1,528.34	1,530.75	1,533.69	1,539.74	1,539.41
32	Reksa Dana Prima	1,101.23	1,102.34	1,099.50	1,106.70	1,114.81	1,129.40	1,132.52
33	Reksadana DANA TIRTA	948.06	947.94	949.19	953.1	953.66	961.37	962.48

34	Reksadana PG Synergy	1,192.93	1,193.26	1,194.25	1,194.94	1,195.30	1,195.67	1,196.65
35	SAM Dana Berkembang	3,829.78	3,827.01	3,826.25	3,845.20	3,854.16	3,877.62	3,881.39
36	Schroder Dana Kombinasi	1,030.95	1,031.53	1,030.81	1,030.72	1,030.82	1,032.96	1,034.84
37	Schroder Dana Prestasi	5,408.40	5,420.87	5,408.05	5,412.68	5,436.21	5,468.50	5,485.55
38	Schroder Dana Terpadu	3,575.62	3,579.93	3,574.06	3,571.15	3,574.21	3,588.93	3,601.24
39	Semesta Dana Maxima	1,041.77	1,042.29	1,042.99	1,043.03	1,040.28	1,038.67	1,040.15
40	Si Dana Dinamis	2,092.71	2,093.50	2,089.40	2,090.13	2,096.87	2,107.17	2,109.02
41	Si Dana Fleksi	3,543.05	3,544.20	3,542.43	3,547.36	3,551.24	3,565.16	3,566.05
42	Simas Satu	1,871.43	1,866.91	1,863.84	1,874.96	1,883.35	1,902.46	1,903.63
43	Supra Surya Maxima	1,037.21	1,039.06	1,035.48	1,040.16	1,039.93	1,051.45	1,049.02
44	Tiga Pilar Dana Flexi	1,063.17	1,063.4	1,064.44	1,064.88	1,064.87	1,065.76	1,066.66
45	Trimegah Dana Kombinasi	1,897.50	1,901.01	1,898.92	1,945.48	1,956.39	1,971.22	1,979.27



**Data perkembangan NAB bulan Juni 2005**

	<b>Reksadana Pendapatan Tetap</b>	<b>30-May-05</b>	<b>01-Jun-05</b>	<b>02-Jun-05</b>	<b>03-Jun-05</b>	<b>06-Jun-05</b>	<b>07-Jun-05</b>	<b>08-Jun-05</b>	<b>09-Jun-05</b>	<b>10-Jun-05</b>	<b>13-Jun-05</b>	<b>14-Jun-05</b>	<b>15-Jun-05</b>	
1	AA Investa Reksa Dollar(Rp)	1,260.85	1,268.97	1,275.23	1,272.74	1,274.30	1,274.25	1,270.74	1,275.62	1,279.83	1,281.16	1,280.68	1,278.23	1
2	AA Investa Reksa Dollar(USD)	0.13290	0.13318	0.13318	0.13299	0.13302	0.13304	0.13306	0.13308	0.13311	0.13318	0.13320	0.13322	2
3	AA-MAN Optima	1,031.95	1,031.85	1,031.49	1,031.85	1,031.98	1,032.48	1,033.05	1,033.39	1,033.49	1,033.75	1,034.05	1,034.35	3
4	AA-MAN Pendapatan Tetap	1,135.21	1,135.14	1,134.91	1,135.33	1,135.52	1,135.54	1,135.98	1,136.17	1,136.05	1,136.90	1,137.05	1,137.26	4
5	AAA Bond Fund	1,255.28	1,255.87	1,256.25	1,256.63	1,257.57	1,257.57	1,258.24	1,258.56	1,258.88	1,260.02	1,260.39	1,260.71	5
6	ABN Amro Dana Dollar AS (USD)	0.26070	0.26070	0.26070	0.26070	0.26070	0.26070	0.26080	0.26080	0.26080	0.26070	0.26080	0.26080	6
7	ABN Amro Dana Dollar AS(NAB Indikasi)	2,473.59	2,484.33	2,496.60	2,495.24	2,497.94	2,497.45	2,490.18	2,499.33	2,507.19	2,507.93	2,507.59	2,502.38	7
8	ABN Amro Dana Hasil Berkala	1,332.76	1,332.89	1,333.31	1,333.65	1,334.47	1,334.82	1,335.16	1,335.45	1,335.55	1,335.48	1,335.85	1,336.16	8
9	ABN Amro Dana Pendapatan Tetap	1,039.38	1,039.26	1,039.45	1,039.64	1,040.36	1,040.64	1,040.77	1,040.89	1,040.93	1,041.52	1,041.92	1,042.18	9
10	Bahana Dana Arjuna	1,075.27	1,075.50	1,075.88	1,076.15	1,076.86	1,077.02	1,077.32	1,077.63	1,077.93	1,078.46	1,078.66	1,078.92	10
11	Batasa Pendapatan Tetap	1,169.79	1,170.82	1,171.44	1,172.16	1,173.59	1,174.26	1,174.57	1,175.15	1,175.60	1,175.94	1,176.41	1,176.68	11
12	Berlian	1,246.33	1,246.96	1,247.69	1,248.73	1,249.58	1,249.96	1,250.79	1,252.19	1,252.11	1,252.91	1,253.42	1,253.60	12
13	BIG Dana Likuid	1,613.20	1,613.54	1,613.76	1,614.55	1,615.87	1,616.34	1,616.85	1,617.30	1,617.78	1,619.16	1,619.64	1,620.11	13
14	BNI Dana Berbunga Dua	1,614.64	1,615.43	1,615.88	1,616.30	1,617.53	1,617.99	1,618.42	1,618.85	1,619.28	1,620.60	1,621.06	1,621.48	14
15	BNI Dana Lancar	1,467.23	1,467.77	1,468.07	1,468.58	1,469.39	1,469.69	1,469.99	1,470.29	1,470.59	1,471.49	1,471.78	1,472.07	15
16	BNI Dana Plus	1,355.10	1,366.26	1,370.13	1,371.27	1,372.42	1,372.74	1,373.05	1,373.39	1,373.74	1,374.71	1,375.04	1,375.39	16
17	BNI Dana Syariah	1,143.04	1,144.14	1,144.34	1,144.50	1,146.00	1,146.11	1,146.31	1,146.61	1,147.40	1,147.74	1,148.53	1,148.16	17
18	Brahma MAXIMA	1,127.32	1,127.88	1,128.08	1,128.72	1,129.42	1,131.33	1,132.37	1,132.87	1,133.20	1,133.44	1,133.46	1,133.44	18
19	Brent Dana Tetap	1,112.12	1,112.69	1,112.98	1,113.28	1,114.16	1,114.46	1,114.75	1,115.05	1,115.35	1,116.25	1,116.55	1,116.84	19
20	Brivestama Pasti	1,200.06	1,200.26	1,200.35	1,200.92	1,201.35	1,201.03	1,201.26	1,201.56	1,201.41	1,201.11	1,204.66	1,205.12	20
21	CAM Dana Mantap	1,189.86	1,190.70	1,190.79	1,190.62	1,191.47	1,192.00	1,191.80	1,192.08	1,192.55	1,193.19	1,193.26	1,193.72	21
22	Citireksadana Rupiah Plus	1,110.37	1,110.50	1,111.16	1,110.67	1,111.47	1,112.03	1,111.87	1,112.18	1,112.42	1,113.17	1,112.64	1,113.19	22
23	Corfina Rupiah Plus	973.68	973.66	975.22	972.53	974.52	975.08	974.39	973.73	974.93	975.93	974.91	975.09	23
24	CorfinaCapital Pendapatan Tetap	1,150.20	1,150.94	1,153.61	1,149.46	1,151.41	1,153.91	1,151.93	1,153.13	1,154.44	1,155.94	1,141.30	1,141.51	24
25	Dana Likuid Kombinasi	1,063.23	1,063.73	1,063.95	1,064.23	1,065.06	1,065.34	1,065.62	1,065.90	1,066.18	1,066.95	1,067.21	1,067.44	25
26	Dana Pasti	1,216.89	1,217.17	1,217.52	1,308.35	1,309.06	1,309.28	1,309.54	1,309.87	1,310.18	1,311.10	1,311.54	1,311.87	26
27	Dana Sejahtera Optima	1,136.91	1,136.96	1,137.24	1,137.67	1,138.33	1,138.51	1,138.78	1,138.81	1,139.08	1,139.61	1,139.50	1,139.91	27
28	Dana Tetap Arjuna	1,015.51	1,015.19	1,007.68	1,015.09	1,015.25	1,015.16	1,015.64	1,015.78	1,015.64	1,016.02	1,016.29	1,016.43	28
29	Dana Tetap Instan	1,072.11	1,071.59	1,070.42	1,070.86	1,072.86	1,070.84	1,073.69	1,074.01	1,074.66	1,073.09	1,073.90	1,075.82	29
30	Dana Tetap Optima	1,228.38	1,228.88	1,229.12	1,229.34	1,230.03	1,230.24	1,230.50	1,230.78	1,231.06	1,231.72	1,231.95	1,232.14	30
31	Danamas Dollar(Rp)	9,892.04	9,936.98	9,987.10	9,982.99	9,996.71	9,995.72	9,967.60	10,005.23	10,037.65	10,046.18	10,042.06	10,022.28	31
32	Danamas Dollar(US\$)	1.042695	1.042925	1.04304	1.043155	1.043498	1.043613	1.043728	1.043843	1.043958	1.044302	1.044417	1.044532	32
33	Danamas Mantap	1,458.48	1,459.48	1,459.98	1,460.48	1,461.98	1,462.48	1,462.98	1,463.49	1,463.99	1,465.49	1,466.00	1,466.50	33
34	Danamas Pasti	1,266.56	1,267.26	1,267.61	1,267.96	1,269.00	1,269.35	1,269.70	1,270.05	1,270.40	1,271.45	1,271.80	1,272.15	34
35	Danareksa Gebyar Indonesia	1,246.90	1,247.00	1,247.44	1,247.78	1,248.17	1,248.37	1,248.74	1,248.77	1,248.66	1,249.83	1,249.28	1,250.07	35
36	Dollar Plus(Rp)	1,213.07	1,220.71	1,222.68	1,224.64	1,227.03	1,219.72	1,225.84	1,229.41	1,228.90	1,228.96	1,228.69	1,227.46	36
37	Dollar Plus(US\$)	0.12788	0.12789	0.12790	0.12790	0.12792	0.12792	0.12793	0.12793	0.12794	0.12795	0.12796	0.12796	37
38	Dompot Dhuafa-BTS Syariah	1,068.69	1,069.22	1,069.40	1,069.65	1,070.43	1,070.59	1,070.76	1,071.06	1,071.88	1,072.65	1,072.77	1,073.07	38
39	EKOFIX	1,165.47	1,165.85	1,166.45	1,167.06	1,167.96	1,168.06	1,168.81	1,169.41	1,169.14	1,170.03	1,170.51	1,170.77	39
40	First State Ind. Bond Fund	1,105.58	1,105.03	1,105.86	1,106.95	1,106.88	1,107.32	1,108.07	1,107.91	1,107.75	1,108.75	1,108.16	1,108.35	40
41	Fortis Lestari Dua	1,158.42	1,159.66	1,159.95	1,160.74	1,161.75	1,162.16	1,163.39	1,164.13	1,163.86	1,160.48	1,160.86	1,164.93	41




42	Ganesha Abadi	1,150.89	1,150.52	1,151.09	1,151.54	1,151.93	1,152.53	1,153.00	1,152.53	1,152.78	1,153.81	1,152.85	1,153.59	42
43	GK Goh Rupiah	1,195.04	1,195.70	1,195.26	1,196.06	1,196.70	1,196.12	1,196.78	1,196.87	1,196.77	1,197.69	1,197.82	1,198.26	43
44	GKGoh Dollar(Rp)	1,206.13	1,218.22	1,223.57	1,225.35	1,229.32	1,226.42	1,222.17	1,227.11	1,230.56	1,230.95	1,230.37	1,227.59	44
45	GKGoh Dollar(USD)	0.12714	0.12786	0.12779	0.12804	0.12832	0.12805	0.12798	0.12802	0.12798	0.12796	0.12796	0.12794	45
46	GMT Dana Pasti	1,328.96	1,329.16	1,329.14	1,329.73	1,330.35	1,332.43	1,331.36	1,335.04	1,335.65	1,336.86	1,337.69	1,338.22	46
47	Indovest Dana Obligasi	2,290.66	2,291.78	2,292.26	2,292.78	2,293.04	2,293.34	2,293.57	2,294.24	2,294.95	2,296.71	2,297.29	2,297.82	47
48	Investasi Reksa Premium	1,058.58	1,059.06	1,059.33	1,059.60	1,060.41	1,060.68	1,060.94	1,061.21	1,061.48	1,062.29	1,062.56	1,062.82	48
49	ITB-Niaga	1,171.91	1,169.73	1,169.91	1,170.39	1,171.09	1,171.42	1,171.76	1,172.03	1,172.42	1,173.17	1,173.43	1,173.77	49
50	Jisawi Fix Plus	1,288.77	1,289.23	1,289.76	1,289.95	1,291.47	1,291.87	1,292.27	1,292.77	1,293.15	1,294.34	1,294.62	1,294.93	50
51	LIPPO Dana Mantap	1,365.11	1,365.67	1,365.68	1,366.16	1,366.69	1,367.15	1,367.21	1,367.26	1,367.19	1,367.73	1,367.54	1,367.97	51
52	Mahanusa Dana Optimum	1,133.11	1,133.70	1,134.21	1,134.99	1,135.56	1,135.27	1,135.80	1,136.29	1,136.04	1,137.12	1,137.53	1,137.87	52
53	Mahanusa Dana Stabil	1,013.15	1,013.69	1,014.57	1,014.12	1,015.64	1,016.50	1,016.29	1,016.89	1,017.36	1,017.67	1,017.54	1,017.28	53
54	Mahanusa Obligasi Negara	1,153.30	1,153.91	1,154.35	1,154.96	1,155.56	1,155.24	1,156.27	1,156.87	1,157.06	1,157.91	1,157.99	1,158.43	54
55	Mandiri Investa Dollar AS (Rp)	1,148.87	1,138.68	1,143.18	1,114.42	1,114.51	1,114.01	1,110.76	1,113.78	1,116.85	1,116.40	1,115.59	1,113.32	55
56	Mandiri Investa Dollar AS (USD)	0.1211	0.1195	0.1194	0.1164	0.1163	0.1163	0.1163	0.1162	0.1162	0.116	0.116	0.116	56
57	Manulife Obligasi Negara Indonesia	1,147.94	1,148.41	1,147.94	1,148.43	1,149.36	1,148.08	1,149.38	1,150.50	1,150.88	1,149.76	1,150.26	1,151.40	57
58	Manulife Obligasi Unggulan	1,147.97	1,148.18	1,148.53	1,149.13	1,149.84	1,149.73	1,150.46	1,151.38	1,151.26	1,151.47	1,151.85	1,152.47	58
59	Manulife Obligasi Variabel Negara	1,106.00	1,106.32	1,106.62	1,105.85	1,107.08	1,107.38	1,105.97	1,106.13	1,107.51	1,105.24	1,106.64	1,107.40	59
60	Manulife Pendapatan Bulanan	1,007.80	1,008.06	1,008.02	1,008.55	1,009.09	1,007.82	1,008.79	1,008.62	1,009.16	1,009.14	1,009.55	1,010.37	60
61	Master Pundi	1,248.77	1,248.69	1,248.95	1,249.20	1,249.91	1,250.07	1,250.36	1,250.78	1,251.11	1,251.67	1,251.82	1,252.07	61
62	MR BOND	1,273.56	1,274.11	1,274.50	1,274.86	1,275.66	1,275.84	1,276.14	1,276.50	1,276.84	1,277.98	1,278.35	1,278.69	62
63	Niaga Pendapatan Tetap B	1,391.54	1,391.92	1,392.09	1,392.44	1,393.38	1,393.67	1,393.75	1,394.09	1,394.50	1,395.42	1,395.58	1,395.88	63
64	Niaga Pendapatan Tetap C	1,049.04	1,049.43	1,049.64	1,050.03	1,050.72	1,050.96	1,051.18	1,051.36	1,051.64	1,052.04	1,052.18	1,052.39	64
65	Niaga Smart Fund	1,223.05	1,223.49	1,224.54	1,227.04	1,226.70	1,227.30	1,228.80	1,230.48	1,229.48	1,230.23	1,230.78	1,230.30	65
66	Nikko Bond Nusantara	1,334.67	1,334.55	1,334.79	1,335.17	1,336.34	1,336.60	1,337.09	1,337.61	1,338.22	1,339.46	1,339.72	1,340.14	66
67	Nikko Bunga Nusantara	1,334.45	1,334.71	1,335.52	1,335.94	1,337.03	1,337.73	1,338.38	1,339.03	1,339.51	1,340.85	1,340.94	1,341.10	67
68	Nikko Gebyar Indonesia	1,227.14	1,226.38	1,227.78	1,228.43	1,227.98	1,228.17	1,228.61	1,227.16	1,227.42	1,229.29	1,227.53	1,228.85	68
69	Nikko Indah Nusantara	1,566.81	1,566.59	1,566.73	1,567.14	1,568.28	1,569.23	1,569.73	1,570.66	1,571.60	1,573.21	1,574.18	1,574.34	69
70	Nikko Swarnadwipa	1,204.55	1,204.39	1,204.60	1,205.27	1,205.30	1,205.05	1,205.05	1,205.16	1,205.52	1,206.40	1,206.67	1,222.72	70
71	Nikko Tron	1,514.29	1,513.54	1,514.16	1,515.07	1,516.34	1,517.30	1,517.81	1,518.49	1,518.91	1,520.26	1,520.29	1,520.45	71
72	NISP DANA MANTAB	1,000.00	1,000.00	1,000.00	1,000.00	1,000.00	1,000.00	1,000.00	1,000.00	1,000.00	1,000.00	1,000.00	1,000.00	72
73	NISP Dana Tetap	1,398.73	1,399.41	1,399.78	1,400.17	1,401.28	1,401.65	1,402.02	1,402.40	1,402.78	1,403.88	1,404.26	1,404.63	73
74	Optima Fund	1,050.29	1,050.36	1,050.40	1,050.58	1,050.76	1,050.83	1,050.90	1,050.99	1,051.17	1,051.26	1,050.13	1,049.68	74
75	Optima Obligasi	1,216.97	1,217.74	1,218.08	1,218.48	1,219.53	1,219.95	1,220.37	1,220.96	1,221.63	1,222.95	1,223.21	1,223.74	75
76	Panin Dana Optima	1,359.78	1,359.81	1,359.87	1,359.93	1,013.93	1,360.18	1,360.25	1,360.31	1,360.37	1,360.56	1,360.63	1,360.69	76
77	Panin Dana Utama Plus	1,362.32	1,362.91	1,363.24	1,363.58	1,364.60	1,364.94	1,365.27	1,365.60	1,365.93	1,366.96	1,367.31	1,367.65	77
78	Panin Gebyar Indonesia	1,249.10	1,249.95	1,250.05	1,251.18	1,251.31	1,251.15	1,251.30	1,252.43	1,252.31	1,252.91	1,253.36	1,256.18	78
79	Paramitra Platinum	1,267.32	1,267.89	1,268.18	1,268.44	1,269.47	1,269.76	1,270.13	1,270.46	1,270.93	1,271.05	1,272.26	1,272.69	79
80	Pavillion Dana Anugrah	1,052.58	1,052.68	1,052.87	1,053.02	1,053.52	1,053.84	1,053.75	1,053.75	1,054.09	1,054.09	1,054.13	1,054.01	80
81	Pendapatan Tetap Abadi	1,226.11	1,226.36	1,226.79	1,227.27	1,228.09	1,228.32	1,228.73	1,229.07	1,229.30	1,229.97	1,230.00	1,230.46	81
82	Pendapatan Tetap Abadi 2	1,125.44	1,125.59	1,125.96	1,126.33	1,127.00	1,127.22	1,127.46	1,127.78	1,128.00	1,128.50	1,128.59	1,128.89	82
83	Pendapatan Tetap Sentosa	1,104.56	1,105.42	1,105.81	1,106.19	1,106.82	1,107.10	1,107.46	1,107.54	1,107.75	1,108.35	1,108.27	1,108.57	83
84	PERMATAINVES	1,184.42	1,184.67	1,184.83	1,185.31	1,185.79	1,185.93	1,186.05	1,186.41	1,186.24	1,186.84	1,187.17	1,187.54	84
85	Phinisi Dana Tetap Pemerintah	1,710.99	1,711.55	1,710.40	1,712.09	1,713.31	1,711.35	1,712.35	1,712.69	1,713.86	1,713.40	1,714.24	1,715.70	85

86	Platinum Tetap	1,113.23	1,114.73	1,117.33	1,116.39	1,117.05	1,117.29	1,117.56	1,117.70	1,117.65	1,118.21	1,119.07	1,119.03	86
87	Premier Dinamis	1,172.11	1,169.98	1,169.53	1,169.08	1,167.73	1,167.08	1,166.78	1,166.47	1,166.17	1,165.26	1,164.96	1,164.65	87
88	Premier Optima	1,427.80	1,436.87	1,441.53	1,440.68	1,443.22	1,439.09	1,438.70	1,437.70	1,440.86	1,446.13	1,451.49	1,457.28	88
89	Premier Stabil	1,132.32	1,132.46	1,132.53	1,134.28	1,133.03	1,132.42	1,132.14	1,131.86	1,131.57	1,130.73	1,130.45	1,130.16	89
90	Prestasi Gebyar Indonesia	1,139.04	1,139.39	1,139.77	1,140.58	1,140.98	1,140.79	1,141.58	1,141.89	1,141.72	1,142.63	1,142.79	1,143.16	90
91	Prime Fund	995.77	996.22	996.43	996.63	997.25	997.28	997.5	997.77	997.99	998.64	998.83	999.05	91
92	Pundi Reksa Dolar(Rp)	1,241.71	1,247.38	1,253.69	1,253.19	1,254.97	1,254.86	1,251.34	1,256.08	1,260.17	1,261.29	1,260.79	1,258.33	92
93	Pundi Reksa Dolar(US\$)	0.13089	0.13092	0.13093	0.13095	0.13100	0.13102	0.13103	0.13105	0.13106	0.13111	0.13113	0.13115	93
94	Pundi Reksa Rupiah	1,209.64	1,209.73	1,210.03	1,210.34	1,211.24	1,211.55	1,211.85	1,212.16	1,212.48	1,213.42	1,213.73	1,214.04	94
95	Reksa Dana Gadjah Mada	1,476.54	1,477.51	1,477.91	1,478.54	1,479.97	1,480.32	1,480.63	1,481.01	1,481.43	1,482.77	1,483.20	1,483.86	95
96	Reksa Dana Nikko Cemerlang Nusantara	1,089.03	1,089.73	1,089.52	1,090.60	1,090.56	1,090.93	1,091.00	1,091.07	1,091.72	1,092.73	1,092.73	1,092.99	96
97	Reksa Dana PNM Amanah Syariah	1,078.65	1,079.88	1,080.06	1,080.34	1,081.08	1,081.34	1,081.79	1,082.05	1,082.16	1,082.84	1,083.07	1,083.54	97
98	Reksa Dana PNM Dana Sejahtera	1,731.64	1,735.12	1,735.16	1,735.44	1,735.86	1,736.05	1,736.04	1,735.98	1,736.23	1,736.41	1,736.58	1,737.23	98
99	Reksa Dana Prima Reksa	1,413.41	1,413.80	1,414.00	1,414.20	1,414.80	1,415.00	1,415.20	1,415.40	1,415.60	1,416.20	1,416.40	1,416.60	99
100	Reksa Dana Prima Reksa Pdpt Tetap	1,022.74	1,022.50	1,022.38	1,022.22	1,021.68	1,021.69	1,021.50	1,021.31	1,021.12	1,020.55	1,020.36	1,020.17	100
101	Reksa Panin	1,390.24	1,390.77	1,391.02	1,391.28	1,392.06	1,392.32	1,392.58	1,392.84	1,393.09	1,393.87	1,394.13	1,394.39	101
102	Reksa V-Plus	1,526.08	1,528.23	1,527.42	1,527.53	1,528.65	1,529.35	1,531.22	1,532.39	1,531.67	1,534.37	1,534.42	1,537.88	102
103	REKSA V-PLUS 2	1,176.78	1,177.24	1,177.47	1,177.69	1,178.49	1,179.07	1,179.30	1,179.53	1,182.17	1,182.81	1,183.00	1,182.16	103
104	Reksadana Buana 88 Pendapatan Tetap	1,373.34	1,374.77	1,375.40	1,376.50	1,377.37	1,377.60	1,379.04	1,379.74	1,379.42	1,380.02	1,380.45	1,380.63	104
105	Reksadana ORI	1,235.64	1,236.26	1,236.58	1,236.92	1,237.78	1,238.12	1,238.41	1,238.83	1,239.20	1,240.14	1,240.46	1,240.84	105
106	Reksadana Pdpt Tetap Bunga Bangsa	1,282.47	1,283.38	1,283.74	1,284.08	1,284.97	1,285.13	1,285.45	1,285.84	1,286.21	1,286.86	1,286.95	1,287.28	106
107	Reksadana RIDO DUA	1,247.59	1,248.35	1,248.70	1,249.05	1,250.04	1,250.40	1,250.76	1,251.17	1,251.45	1,252.41	1,252.76	1,253.10	107
108	Samuel Dana Pasti	1,226.72	1,228.11	1,228.31	1,228.58	1,229.47	1,229.73	1,230.05	1,230.85	1,231.01	1,231.77	1,232.01	1,233.24	108
109	Schroder Dana Andalan	1,029.55	1,030.00	1,029.74	1,030.24	1,030.56	1,031.28	1,030.88	1,030.93	1,031.03	1,031.06	1,031.08	1,031.31	109
110	Schroder Dana Mantap Plus	1,292.59	1,293.03	1,293.49	1,294.43	1,294.93	1,294.71	1,295.59	1,296.07	1,295.96	1,296.84	1,296.96	1,297.19	110
111	Semesta Obligasi Indonesia	1,044.57	1,045.25	1,046.96	1,048.31	1,049.04	1,049.10	1,049.79	1,050.16	1,051.68	1,050.25	1,050.57	1,052.25	111
112	Si Dana Obligasi Plus	1,188.91	1,189.09	1,189.27	1,189.45	1,190.01	1,190.20	1,190.38	1,190.57	1,190.76	1,191.30	1,191.51	1,191.72	112
113	SiDana Obligasi Prima	1,214.75	1,215.07	1,215.34	1,215.57	1,216.26	1,216.49	1,216.72	1,217.00	1,217.28	1,218.18	1,218.43	1,218.66	113
114	Sulut Fund Stabil	1,279.04	1,279.06	1,279.64	1,279.71	1,280.99	1,281.10	1,281.11	1,282.42	1,282.54	1,282.85	1,282.95	1,283.03	114
115	Surya	1,061.39	1,061.47	1,061.60	1,061.91	1,065.19	1,062.95	1,063.11	1,063.45	1,063.81	1,064.60	1,064.69	1,065.02	115
116	Telur Emas	1,263.57	1,263.88	1,264.41	1,264.91	1,266.05	1,266.58	1,267.03	1,267.37	1,267.86	1,269.89	1,269.82	1,269.82	116
117	Tiga Pilar Dana Tetap	1,067.58	1,066.96	1,066.13	1,066.90	1,066.50	1,065.58	1,065.66	1,065.45	1,065.02	1,065.33	1,064.62	1,064.91	117
118	Trimegah Dana Tetap	1,596.13	1,597.05	1,597.51	1,597.96	1,599.37	1,599.84	1,600.30	1,600.76	1,601.22	1,602.61	1,603.07	1,603.54	118
119	Yudistira	109.97	110.23	109.71	110.49	109.98	109.72	108.95	108.67	108.16	108.42	107.91	108.94	119
	<b>Reksadana Saham</b>	<b>30-May-05</b>	<b>01-Jun-05</b>	<b>02-Jun-05</b>	<b>03-Jun-05</b>	<b>06-Jun-05</b>	<b>07-Jun-05</b>	<b>08-Jun-05</b>	<b>09-Jun-05</b>	<b>10-Jun-05</b>	<b>13-Jun-05</b>	<b>14-Jun-05</b>	<b>15-Jun-05</b>	
1	ABN Amro Dana Saham	2,126.89	2,158.47	2,170.33	2,165.53	2,169.58	2,159.39	2,157.82	2,153.43	2,152.24	2,157.75	2,164.04	2,190.71	1
2	Arjuna	577.33	576.4	576.46	576.48	577.83	577.86	577.88	576.5	576.15	576.34	576.35	580.61	2
3	Bahana Dana Prima	3,376.06	3,443.40	3,474.36	3,474.61	3,481.13	3,463.11	3,466.06	3,470.50	3,464.53	3,485.30	3,507.83	3,552.43	3
4	BIG Nusantara	594.34	607.14	612.18	611.14	614.66	610.49	608.55	605.86	603.07	608.47	614.06	625.99	4
5	Bima	580.72	581.08	581.38	581.39	581.26	581.29	581.16	580.99	581.03	581.41	581.61	581.8	5
6	BNI Dana Berkembang	1,547.87	1,575.17	1,584.56	1,584.99	1,586.25	1,578.01	1,586.69	1,584.42	1,586.58	1,600.62	1,605.45	1,618.11	6
7	CitiReksaDana Ekuitas	2,867.16	2,914.32	2,936.09	2,951.08	2,954.96	2,947.50	2,969.42	2,970.12	2,963.21	2,982.11	2,996.62	3,062.58	7
8	Dana Sentosa	1,275.03	1,288.57	1,294.36	1,294.47	1,295.53	1,291.09	1,297.30	1,296.59	1,288.15	1,292.50	1,296.14	1,301.18	8
9	Danareksa Mawar	1,958.62	1,995.58	2,009.06	2,016.77	2,019.08	2,007.72	2,012.48	2,011.33	2,011.34	2,017.19	2,027.80	2,055.22	9

10	Manulife Dana Saham	2,285.71	2,330.51	2,351.65	2,357.19	2,360.80	2,345.76	2,352.50	2,355.59	2,354.05	2,367.65	2,380.68	2,418.35	10
11	Master Dinamis	1,236.19	1,259.67	1,268.10	1,268.23	1,270.02	1,266.73	1,268.70	1,270.38	1,272.03	1,280.87	1,291.28	1,305.85	11
12	Nikko Saham Nusantara	924.08	936.85	931.26	926.63	935.71	930.06	930.86	928.32	927.28	930.37	929.48	931.12	12
13	Panin Dana Maksima	6,955.67	7,062.36	7,069.02	7,115.20	7,113.84	7,097.66	7,091.10	7,126.93	7,112.49	7,112.68	7,150.43	7,262.21	13
14	Phinisi Dana Saham	4,116.45	4,207.04	4,244.75	4,255.33	4,261.39	4,235.93	4,245.79	4,249.66	4,247.13	4,269.61	4,290.77	4,363.87	14
15	Platinum Saham	1,763.19	1,815.90	1,835.23	1,836.34	1,836.52	1,822.72	1,828.63	1,832.27	1,818.78	1,827.70	1,840.12	1,884.37	15
16	Rencana Cerdas	2,637.49	2,701.03	2,728.42	2,747.01	2,758.87	2,747.82	2,758.57	2,757.82	2,754.99	2,764.04	2,778.91	2,826.20	16
17	Schroder Dana Istimewa	1,110.37	1,134.28	1,146.36	1,153.83	1,153.45	1,152.20	1,147.85	1,148.48	1,144.24	1,150.31	1,152.63	1,173.14	17
18	Schroder Dana Prestasi Plus	5,048.99	5,147.00	5,191.50	5,210.87	5,217.85	5,196.66	5,191.49	5,190.13	5,184.81	5,215.24	5,240.89	5,309.00	18
19	Si Dana Saham	9,331.11	9,528.86	9,617.06	9,678.68	9,688.98	9,655.62	9,687.25	9,676.97	9,660.66	9,685.39	9,734.12	9,889.23	19
	Reksadana Campuran	30-May-05	01-Jun-05	02-Jun-05	03-Jun-05	06-Jun-05	07-Jun-05	08-Jun-05	09-Jun-05	10-Jun-05	13-Jun-05	14-Jun-05	15-Jun-05	
1	AAA Balanced Fund	1,291.12	1,316.88	1,325.81	1,328.80	1,333.08	1,328.35	1,326.97	1,327.63	1,329.37	1,331.94	1,334.27	1,342.40	1
2	AAA Syariah Fund	1,148.61	1,149.99	1,150.59	1,152.43	1,154.50	1,154.23	1,155.33	1,155.79	1,156.89	1,157.51	1,158.09	1,159.30	2
3	Bahana Dana Infrastruktur	1,979.09	2,008.78	2,026.33	2,029.94	2,042.50	2,033.79	2,032.88	2,039.07	2,030.31	2,044.32	2,050.20	2,077.88	3
4	Bahana Dana Selaras	1,967.78	1,986.30	1,996.85	1,993.46	1,994.51	1,989.12	1,988.97	1,990.16	1,984.93	1,994.37	2,001.58	2,015.57	4
5	Bangun Indonesia	1,608.19	1,607.82	1,610.08	1,609.57	1,648.09	1,648.67	1,650.72	1,649.88	1,648.21	1,620.26	1,622.69	1,622.32	5
6	Batasa Syariah	1,247.79	1,248.83	1,249.34	1,249.48	1,250.94	1,251.24	1,251.56	1,252.01	1,252.70	1,253.49	1,254.03	1,254.38	6
7	BIG Palapa	784.45	787.37	788.99	791.17	792.63	788.23	788.91	787.71	787.37	787.46	791.38	791.81	7
8	BNI Dana Fleksible	1,619.80	1,624.21	1,627.06	1,628.05	1,627.95	1,626.82	1,628.79	1,629.14	1,628.98	1,630.34	1,632.18	1,635.54	8
9	BNI Dana Plus Syariah	1,141.18	1,142.26	1,142.15	1,142.64	1,143.71	1,143.99	1,144.19	1,144.60	1,145.29	1,145.71	1,146.20	1,146.27	9
10	Brahma OPTIMA	1,182.65	1,200.76	1,207.45	1,208.76	1,214.26	1,211.87	1,208.89	1,210.85	1,215.17	1,220.80	1,224.22	1,226.23	10
11	BSM Investa Berimbang	1,061.63	1,061.64	1,061.66	1,062.12	1,062.67	1,062.69	1,063.17	988.26	1,063.28	1,063.46	1,063.80	1,064.42	11
12	Dana Investa Bersama(*)	1,029.90	1,032.46	1,034.88	1,035.75	1,036.97	1,035.92	1,035.29	1,036.00	1,036.78	1,037.95	1,039.29	1,040.35	12
13	Dana Selaras Dinamis	1,190.07	1,195.45	1,197.01	1,198.28	1,199.32	1,198.55	1,199.73	1,200.23	1,199.47	1,201.13	1,202.32	1,204.50	13
14	Danareksa Anggrek	1,767.34	1,789.19	1,798.46	1,807.31	1,810.03	1,804.87	1,808.70	1,806.55	1,805.52	1,810.00	1,814.82	1,832.11	14
15	Danareksa Syariah Berimbang	1,620.59	1,643.66	1,649.74	1,659.77	1,667.56	1,658.84	1,663.98	1,663.18	1,667.37	1,673.32	1,682.17	1,695.27	15
16	Dhanawibawa Progresif	1,085.35	1,085.46	1,085.69	1,085.74	1,086.30	1,086.31	1,086.32	1,087.09	1,087.15	1,087.70	1,087.78	1,087.88	16
17	DUIT	4,785.17	4,785.11	4,785.08	4,785.05	4,784.96	4,784.93	4,784.90	4,784.87	4,784.84	4,784.75	4,784.72	4,784.69	17
18	First State Arjuna Fund	1,055.49	1,055.81	1,055.83	1,056.30	1,056.67	1,057.49	1,057.12	1,056.97	1,057.80	1,056.99	1,057.30	1,057.97	18
19	First State Ind. Balanced Fund	1,161.94	1,165.58	1,168.20	1,169.47	1,170.15	1,169.01	1,170.55	1,169.58	1,171.04	1,172.75	1,173.25	1,176.22	19
20	Fortis Pesona	4,061.31	4,142.82	4,166.43	4,173.18	4,188.34	4,167.37	4,168.45	4,172.37	4,166.61	4,196.36	4,223.68	4,286.02	20
21	Garuda Satu	3,535.72	3,549.03	3,554.46	3,562.77	3,576.75	3,566.70	3,569.80	3,574.80	3,583.44	3,582.98	3,592.98	3,604.32	21
22	Investasi Reksa Plus	1,063.95	1,064.17	1,064.58	1,064.59	1,065.96	1,066.25	1,066.60	1,067.02	1,067.35	1,067.89	1,070.09	1,068.31	22
23	Jisawi Mix	1,912.07	1,927.98	1,934.85	1,931.50	1,937.15	1,933.93	1,941.39	1,944.64	1,945.65	1,958.12	1,965.05	1,985.61	23
24	Mahanusa Dana Kapital	1,785.59	1,817.73	1,842.51	1,860.74	1,867.01	1,850.48	1,849.14	1,842.84	1,833.03	1,840.05	1,847.02	1,865.51	24
25	Manulife Dana Campuran	1,783.47	1,803.68	1,813.46	1,816.53	1,818.33	1,811.14	1,814.52	1,815.99	1,815.18	1,821.34	1,826.95	1,844.75	25
26	Master Berimbang	1,266.67	1,282.11	1,288.97	1,288.44	1,297.22	1,297.77	1,305.16	1,307.48	1,310.23	1,318.98	1,330.83	1,335.13	26
27	Mega Dana Kombinasi	1,810.63	1,830.50	1,837.82	1,845.93	1,852.64	1,855.20	1,856.36	1,854.03	1,851.36	1,860.17	1,860.76	1,860.19	27
28	MR.FLEX	2,609.87	2,666.31	2,686.99	2,696.07	2,706.75	2,700.81	2,717.43	2,709.40	2,750.92	2,738.58	2,737.98	2,780.15	28
29	Portofolio Dinamis Plus	1,148.14	1,150.42	1,152.01	1,027.39	1,153.57	1,153.47	1,153.77	1,154.04	1,154.09	1,155.31	1,156.34	1,158.55	29
30	Reksa Dana Paramitra Optimum	1,007.68	1,012.63	1,013.03	1,013.51	1,015.48	1,015.46	1,015.90	1,015.88	1,015.77	1,016.66	1,017.60	1,017.76	30
31	Reksa Dana PNM Syariah	1,539.41	1,547.48	1,551.08	1,552.49	1,553.69	1,552.62	1,554.39	1,554.68	1,555.75	1,557.83	1,559.64	1,565.65	31
32	Reksa Dana Prima	1,132.52	1,152.69	1,162.85	1,188.01	1,187.69	1,182.73	1,188.83	1,183.87	1,171.57	1,179.72	1,192.01	1,202.86	32
33	Reksadana DANA TIRTA	962.48	985.72	983.35	993.54	997.28	998.49	998.95	998.98	999.6	1,003.30	1,008.64	1,015.73	33

34	Reksadana PG Synergy	1,196.65	1,197.34	1,197.67	1,198.02	1,199.07	1,199.41	1,199.77	1,200.15	1,200.51	1,201.59	1,201.95	1,202.29	34
35	SAM Dana Berkembang	3,881.39	3,931.82	3,945.67	3,918.80	3,954.36	3,942.32	3,939.51	3,933.97	3,918.08	3,960.52	3,960.37	3,969.92	35
36	Schroder Dana Kombinasi	1,034.84	1,040.92	1,044.23	1,046.71	1,047.14	1,046.42	1,046.45	1,046.63	1,045.67	1,047.16	1,047.92	1,052.29	36
37	Schroder Dana Prestasi	5,485.55	5,585.47	5,632.91	5,654.48	5,660.08	5,641.82	5,634.86	5,633.18	5,628.62	5,657.09	5,681.57	5,747.17	37
38	Schroder Dana Terpadu	3,601.24	3,638.84	3,658.65	3,669.75	3,672.73	3,669.26	3,665.74	3,665.17	3,658.37	3,669.35	3,673.43	3,706.37	38
39	Semesta Dana Maxima	1,040.15	1,039.66	1,041.69	1,043.02	1,043.38	1,042.41	1,042.69	1,042.88	1,042.99	1,043.01	1,043.45	1,043.81	39
40	Si Dana Dinamis	2,109.02	2,132.04	2,141.38	2,149.80	2,151.09	2,146.35	2,152.06	2,150.18	2,146.67	2,150.68	2,158.06	2,176.62	40
41	Si Dana Fleksi	3,566.05	3,602.04	3,609.84	3,626.55	3,630.65	3,627.03	3,628.84	3,628.76	3,629.33	3,635.84	3,640.88	3,668.16	41
42	Simas Satu	1,903.63	1,929.17	1,946.57	1,947.12	1,959.06	1,954.59	1,948.37	1,955.09	1,948.23	1,955.29	1,956.80	1,969.28	42
43	Supra Surya Maxima	1,049.02	1,058.04	1,055.74	1,059.70	1,064.49	1,063.67	1,062.23	1,059.70	1,051.22	1,053.32	1,054.28	1,063.20	43
44	Tiga Pilar Dana Flexi	1,066.66	1,066.32	1,065.66	1,068.14	1,068.54	1,068.54	1,071.58	1,071.31	1,072.48	1,076.09	1,078.67	1,081.78	44
45	Trimegah Dana Kombinasi	1,979.27	2,009.61	2,024.03	2,028.54	2,031.06	2,024.97	2,031.95	2,032.62	2,027.44	2,035.17	2,044.48	2,068.50	45



Reksadana Pendapatan Tetap	16-Jun-05	17-Jun-05	20-Jun-05	21-Jun-05	22-Jun-05	23-Jun-05	24-Jun-05	27-Jun-05	28-Jun-05	29-Jun-05	30-Jun-05
AA Investa Reksa Dollar(Rp)	1,279.79	1,282.51	1,279.85	1,286.33	1,285.22	1,286.11	1,287.00	1,288.33	1,289.88	1,294.78	1,296.33
AA Investa Reksa Dollar(USD)	0.13324	0.13325	0.13328	0.13330	0.13332	0.13334	0.13337	0.13344	0.13346	0.13348	0.13346
AA-MAN Optima	1,034.65	1,034.96	1,035.66	1,035.96	1,036.26	1,036.59	1,036.88	1,037.71	1,038.01	1,038.30	1,038.60
AA-MAN Pendapatan Tetap	1,137.19	1,136.81	1,137.81	1,137.66	1,136.48	1,134.77	1,135.14	1,134.00	1,132.69	1,131.76	1,131.57
AAA Bond Fund	1,261.03	1,261.36	1,262.33	1,262.66	1,263.01	1,263.33	1,263.65	1,264.61	1,264.98	1,265.30	1,265.62
ABN Amro Dana Dollar AS (USD)	0.26080	0.26080	0.26080	0.26080	0.26080	0.26080	0.26080	0.26080	0.26080	0.26080	0.26080
ABN Amro Dana Dollar AS(NAB Indikasi)	2,504.98	2,510.20	2,504.46	2,516.72	2,513.80	2,515.14	2,516.48	2,517.88	2,520.52	2,529.68	2,533.11
ABN Amro Dana Hasil Berkala	1,336.24	1,333.35	1,336.82	1,336.60	1,337.14	1,337.34	1,337.66	1,336.62	1,336.97	1,337.42	1,337.63
ABN Amro Dana Pendapatan Tetap	1,042.42	1,042.42	1,042.69	1,042.73	1,042.95	1,043.22	1,043.46	1,044.10	1,044.43	1,044.57	1,045.15
Bahana Dana Arjuna	1,079.08	1,079.53	1,081.11	1,081.54	1,081.54	1,081.91	1,082.21	1,082.08	1,082.91	1,083.15	1,083.00
Batasa Pendapatan Tetap	1,177.45	1,178.27	1,179.05	1,179.26	1,180.38	1,180.74	1,181.27	1,182.36	1,182.80	1,183.32	1,184.42
Berlian	1,253.63	1,253.86	1,254.49	1,254.23	1,253.06	1,256.31	1,256.23	1,256.42	1,256.69	1,257.26	1,257.26
BIG Dana Likuid	1,620.57	1,620.95	1,621.22	1,622.29	1,622.48	1,623.20	1,623.67	1,624.88	1,624.94	1,625.35	1,625.72
BNI Dana Berbunga Dua	1,621.93	1,622.34	1,623.69	1,624.15	1,624.61	1,625.08	1,625.54	1,626.39	1,626.85	1,627.29	1,627.78
BNI Dana Lancar	1,472.36	1,472.67	1,473.57	1,473.88	1,474.19	1,474.49	1,474.80	1,475.71	1,476.01	1,476.22	1,476.51
BNI Dana Plus	1,375.71	1,376.11	1,377.14	1,377.48	1,377.81	1,378.14	1,378.46	1,379.43	1,379.76	1,379.81	1,380.09
BNI Dana Syariah	1,148.89	1,149.12	1,150.69	1,150.32	1,151.13	1,151.57	1,152.53	1,153.90	1,154.60	1,154.80	1,155.46
Brahma MAXIMA	1,133.15	1,132.72	1,133.12	1,133.26	1,132.44	1,131.79	1,131.90	1,130.84	1,130.30	1,126.01	1,126.56
Brent Dana Tetap	1,117.13	1,117.44	1,118.37	1,118.68	1,118.99	1,119.30	1,119.58	1,120.43	1,120.75	1,121.06	1,121.37
Brivestama Pasti	1,205.22	1,205.50	1,206.33	1,206.17	1,205.29	1,204.33	1,204.75	1,204.67	1,204.42	1,203.62	1,202.19
CAM Dana Mantap	1,194.03	1,194.28	1,194.48	1,195.02	1,195.03	1,195.47	1,195.58	1,196.30	1,196.22	1,196.58	1,196.76
Citireksadana Rupiah Plus	1,113.67	1,113.65	1,114.10	1,114.53	1,114.17	1,113.97	1,114.20	1,114.53	1,114.31	1,113.25	1,114.00
Corfina Rupiah Plus	976.49	977.42	977.45	977.92	977.59	976.89	977.24	976.25	976.53	976.94	976.04
CorfinaCapital Pendapatan Tetap	1,144.16	1,141.97	1,143.34	1,144.89	1,143.93	1,145.47	1,145.71	1,144.55	1,146.90	1,140.09	1,145.50
Dana Likuid Kombinasi	1,067.70	1,067.94	1,068.68	1,068.95	1,069.20	1,069.47	1,069.74	1,070.52	1,070.76	1,071.00	1,071.24
Dana Pasti	1,312.20	1,312.59	1,313.59	1,313.93	1,314.26	1,314.67	1,315.00	1,315.97	1,316.29	1,316.62	1,316.95
Dana Sejahtera Optima	1,140.22	1,140.56	1,141.03	1,141.39	1,141.54	1,141.45	1,141.80	1,141.87	1,141.36	1,141.77	1,142.37
Dana Tetap Arjuna	1,016.38	1,016.44	1,016.95	1,016.71	1,015.97	1,015.10	1,015.39	1,015.52	1,015.50	1,014.90	1,014.37
Dana Tetap Instan	1,075.77	1,074.57	1,076.31	1,075.22	1,075.89	1,075.55	1,073.80	1,077.08	1,076.93	1,075.49	1,073.78
Dana Tetap Optima	1,232.35	1,232.58	1,233.25	1,233.48	1,233.79	1,234.07	1,234.36	1,235.23	1,235.53	1,235.79	1,236.05
Danamas Dollar(Rp)	10,033.83	10,055.83	10,036.15	10,086.38	10,077.03	10,083.37	10,089.71	10,089.26	10,109.83	10,147.55	10,162.27
Danamas Dollar(US\$)	1.044647	1.044762	1.045106	1.045221	1.045336	1.045451	1.045566	1.04591	1.046025	1.04614	1.046255
Danamas Mantap	1,467.00	1,467.50	1,469.01	1,469.52	1,470.02	1,470.52	1,471.03	1,472.54	1,473.05	1,473.55	1,474.06
Danamas Pasti	1,272.50	1,272.86	1,273.91	1,274.26	1,274.61	1,274.96	1,275.31	1,276.37	1,276.72	1,277.07	1,277.42
Danareksa Gebyar Indonesia	1,250.29	1,250.52	1,250.71	1,251.24	1,250.26	1,250.11	1,250.45	1,250.42	1,249.09	1,247.79	1,247.94
Dollar Plus(Rp)	1,231.02	1,231.07	1,234.10	1,236.38	1,234.83	1,234.82	1,234.87	1,237.06	1,241.08	1,244.13	1,248.66
Dollar Plus(US\$)	0.12797	0.12797	0.12799	0.12799	0.12800	0.12800	0.12801	0.12802	0.12803	0.12803	0.12804
Dompot Dhuafa-BTS Syariah	1,073.30	1,073.44	1,074.27	1,074.51	1,075.19	1,075.50	1,076.20	1,077.39	1,077.92	1,077.72	1,078.05
EKOFIX	1,170.77	1,171.32	1,172.05	1,172.07	1,171.81	1,171.03	1,171.21	1,171.83	1,171.88	1,171.88	1,171.64
First State Ind. Bond Fund	1,108.38	1,108.35	1,108.31	1,108.50	1,107.98	1,107.20	1,107.34	1,106.61	1,102.55	1,103.29	1,104.46
Fortis Lestari Dua	1,164.08	1,163.77	1,164.14	1,163.91	1,162.99	1,161.91	1,162.17	1,161.80	1,160.99	1,159.02	1,158.77


Ganesha Abadi	1,154.01	1,154.19	1,154.05	1,155.04	1,155.51	1,155.68	1,155.90	1,155.93	1,153.10	1,153.94	1,155.44
GK Goh Rupiah	1,198.28	1,198.51	1,198.94	1,199.39	1,198.79	1,198.61	1,198.80	1,199.47	1,199.54	1,198.64	1,198.20
GKGoh Dollar(Rp)	1,229.72	1,232.47	1,229.58	1,236.17	1,236.58	1,238.57	1,239.61	1,241.55	1,243.41	1,249.04	1,250.73
GKGoh Dollar(USD)	0.12803	0.12805	0.12804	0.12810	0.12828	0.12842	0.12846	0.12859	0.12865	0.12877	0.12877
GMT Dana Pasti	1,338.84	1,339.11	1,340.43	1,340.42	1,341.58	1,341.94	1,342.22	1,343.09	1,343.22	1,343.21	1,343.40
Indovest Dana Obligasi	2,298.56	2,299.46	2,301.22	2,301.79	2,302.04	2,302.07	2,302.09	2,297.32	2,303.28	2,298.88	2,293.69
Investasi Reksa Premium	1,063.08	1,063.35	1,064.15	1,064.41	1,064.68	1,064.94	1,065.21	1,066.00	1,066.26	1,066.53	1,066.79
ITB-Niaga	1,173.90	1,174.20	1,174.93	1,175.24	1,175.48	1,175.89	1,176.21	1,177.07	1,177.31	1,177.75	1,178.04
Jisawi Fix Plus	1,295.02	1,295.34	1,296.26	1,296.39	1,296.76	1,297.13	1,297.50	1,298.47	1,298.71	1,299.07	1,299.28
LIPPO Dana Mantap	1,368.51	1,368.66	1,368.80	1,369.10	1,368.37	1,367.54	1,367.93	1,367.43	1,366.24	1,367.17	1,367.93
Mahanusa Dana Optimum	1,137.74	1,138.18	1,139.20	1,138.88	1,138.66	1,137.56	1,137.94	1,138.20	1,138.36	1,138.75	1,138.47
Mahanusa Dana Stabil	1,017.32	1,017.16	1,017.36	1,017.53	1,016.99	1,017.02	1,016.99	1,016.80	1,016.00	1,015.34	1,014.89
Mahanusa Obligasi Negara	1,158.42	1,158.40	1,159.10	1,159.31	1,157.59	1,156.35	1,156.83	1,155.87	1,155.72	1,152.87	1,153.35
Mandiri Investa Dollar AS (Rp)	1,113.96	1,115.60	1,112.48	1,116.80	1,115.49	1,115.69	1,115.87	1,115.44	1,116.09	1,119.27	1,120.19
Mandiri Investa Dollar AS (USD)	0.116	0.1159	0.1158	0.1157	0.1157	0.1157	0.1156	0.1155	0.1155	0.1154	0.1153
Manulife Obligasi Negara Indonesia	1,151.28	1,150.58	1,151.72	1,152.20	1,150.81	1,150.15	1,149.79	1,150.19	1,149.33	1,148.22	1,147.47
Manulife Obligasi Unggulan	1,152.23	1,152.35	1,152.68	1,152.84	1,152.11	1,151.56	1,151.50	1,151.91	1,151.86	1,152.26	1,151.74
Manulife Obligasi Variabel Negara	1,107.56	1,105.97	1,108.19	1,108.45	1,108.97	1,109.12	1,108.31	1,109.23	1,109.40	1,106.01	1,108.99
Manulife Pendapatan Bulanan	1,010.42	1,010.38	1,011.54	1,008.49	1,007.93	1,006.76	1,006.60	1,007.40	1,007.29	1,007.42	1,006.86
Master Pundi	1,251.97	1,252.05	1,252.47	1,252.57	1,252.69	1,252.95	1,253.21	1,253.86	1,254.28	1,254.41	1,254.59
MR BOND	1,279.04	1,279.36	1,280.43	1,280.78	1,281.13	1,281.57	1,281.89	1,282.87	1,283.19	1,283.56	1,283.87
Niaga Pendapatan Tetap B	1,396.32	1,396.67	1,397.90	1,398.32	1,398.62	1,398.98	1,399.58	1,400.68	1,400.98	1,401.36	1,401.67
Niaga Pendapatan Tetap C	1,052.51	1,052.66	1,053.07	1,053.20	1,053.28	1,053.53	1,053.69	1,054.18	1,054.31	1,054.45	1,054.60
Niaga Smart Fund	1,228.58	1,228.23	1,229.14	1,228.52	1,227.29	1,226.37	1,226.90	1,225.18	1,224.24	1,223.83	1,224.07
Nikko Bond Nusantara	1,340.84	1,341.21	1,342.66	1,342.95	1,343.44	1,344.17	1,344.55	1,345.61	1,346.05	1,346.34	1,346.84
Nikko Bunga Nusantara	1,341.31	1,342.33	1,343.33	1,343.37	1,343.93	1,344.67	1,345.26	1,346.17	1,346.63	1,346.98	1,347.90
Nikko Gebyar Indonesia	1,229.37	1,229.81	1,229.33	1,230.52	1,230.29	1,229.44	1,229.94	1,229.41	1,224.70	1,226.14	1,228.01
Nikko Indah Nusantara	1,574.53	1,574.99	1,576.27	1,576.16	1,576.35	1,576.82	1,577.00	1,578.28	1,578.60	1,578.87	1,578.36
Nikko Swarnadwipa	1,222.72	1,223.77	1,224.76	1,224.38	1,223.62	1,222.36	1,222.88	1,223.12	1,223.59	1,224.08	1,224.10
Nikko Tron	1,520.83	1,521.55	1,522.62	1,523.07	1,522.82	1,523.67	1,523.82	1,525.06	1,525.47	1,525.51	1,525.42
NISP DANA MANTAB	1,000.00	1,000.00	1,000.00	1,000.00	1,000.00	1,000.00	1,000.00	1,000.00	1,000.00	1,000.00	1,000.00
NISP Dana Tetap	1,405.00	1,405.37	1,406.54	1,406.89	1,407.23	1,407.58	1,407.93	1,408.98	1,409.37	1,409.67	1,410.06
Optima Fund	1,049.75	1,048.43	1,046.34	1,044.63	1,044.73	1,044.86	1,044.91	1,045.22	1,045.40	1,045.52	1,045.96
Optima Obligasi	1,224.39	1,224.84	1,226.04	1,226.56	1,226.87	1,227.33	1,227.78	1,228.96	1,229.46	1,230.03	1,230.52
Panin Dana Optima	1,360.75	1,360.81	1,361.00	1,361.07	1,361.13	1,361.19	1,361.25	1,361.44	1,361.50	1,361.56	1,361.62
Panin Dana Utama Plus	1,367.99	1,368.32	1,369.34	1,369.66	1,370.02	1,370.38	1,370.72	1,371.83	1,372.20	1,372.57	1,372.94
Panin Gebyar Indonesia	1,253.67	1,254.09	1,255.70	1,254.85	1,253.28	1,252.78	1,253.27	1,253.17	1,254.18	1,253.18	1,253.57
Paramitra Platinum	1,272.84	1,273.14	1,274.06	1,274.41	1,275.04	1,275.80	1,276.00	1,277.08	1,277.85	1,278.19	1,278.57
Pavillion Dana Anugrah	1,054.40	1,055.11	1,055.68	1,055.03	1,055.19	1,055.16	1,055.28	1,055.66	1,056.09	1,056.31	1,056.43
Pendapatan Tetap Abadi	1,230.63	1,230.92	1,231.56	1,231.90	1,231.92	1,232.02	1,232.34	1,232.98	1,233.29	1,233.44	1,233.60
Pendapatan Tetap Abadi 2	1,129.07	1,129.31	1,129.92	1,130.11	1,130.17	1,130.15	1,130.45	1,130.86	1,130.86	1,131.21	1,131.47
Pendapatan Tetap Sentosa	1,108.75	1,109.05	1,109.55	1,109.67	1,110.02	1,109.96	1,110.25	1,110.68	1,110.25	1,110.78	1,111.32
PERMATAINVES	1,187.62	1,188.01	1,188.86	1,188.70	1,188.16	1,187.39	1,187.73	1,188.30	1,187.79	1,187.19	1,186.88
Phinisi Dana Tetap Pemerintah	1,715.62	1,715.37	1,716.89	1,716.67	1,715.07	1,713.55	1,713.07	1,713.53	1,713.27	1,712.47	1,712.32

Platinum Tetap	1,119.60	1,119.74	1,120.02	1,121.88	1,122.05	1,122.29	1,122.77	1,122.89	1,118.67	1,119.84	1,121.79
Premier Dinamis	1,164.35	1,164.04	1,163.13	1,162.83	1,162.53	1,162.22	1,160.37	1,159.46	1,159.16	1,158.85	1,158.55
Premier Optima	1,457.74	1,467.19	1,475.05	1,466.50	1,465.17	1,466.29	1,468.05	1,461.72	1,465.55	1,466.11	1,463.78
Premier Stabil	1,129.88	1,129.60	1,128.75	1,128.47	1,128.19	1,127.91	1,126.97	1,126.12	1,125.84	1,125.56	1,125.28
Prestasi Gebyar Indonesia	1,143.12	1,143.32	1,144.17	1,144.15	1,143.15	1,142.01	1,142.38	1,142.16	1,141.12	1,140.33	1,140.24
Prime Fund	999.26	999.48	1,000.18	1,000.36	1,000.32	1,000.39	1,000.63	1,001.15	1,000.64	1,000.63	1,000.79
Pundi Reksa Dolar(Rp)	1,259.80	1,262.57	1,260.15	1,266.48	1,265.32	1,266.13	1,001.83	1,268.07	1,269.54	1,274.30	1,276.17
Pundi Reksa Dolar(US\$)	0.13116	0.13118	0.13123	0.13124	0.13126	0.13127	0.13129	0.13134	0.13136	0.13137	0.13139
Pundi Reksa Rupiah	1,214.36	1,214.68	1,215.72	1,216.06	1,216.41	1,216.75	1,266.94	1,218.31	1,218.53	1,218.75	1,219.00
Reksa Dana Gadjah Mada	1,484.01	1,485.11	1,486.21	1,486.04	1,486.32	1,486.87	1,487.29	1,487.84	1,488.50	1,488.92	1,488.97
Reksa Dana Nikko Cemerlang Nusantara	1,093.16	1,094.73	1,095.34	1,095.26	1,095.10	1,094.92	1,198.29	1,095.93	1,095.97	1,096.37	1,098.20
Reksa Dana PNM Amanah Syariah	1,083.89	1,084.25	1,084.92	1,085.15	1,085.79	1,085.97	1,130.79	1,086.78	1,086.89	1,087.49	1,087.62
Reksa Dana PNM Dana Sejahtera	1,737.46	1,737.71	1,738.50	1,739.24	1,748.69	1,748.92	1,747.60	1,745.24	1,748.17	1,748.46	1,747.22
Reksa Dana Prima Reksa	1,416.80	1,417.00	1,417.60	1,417.80	1,418.00	1,418.19	1,418.39	1,418.99	1,419.20	1,419.40	1,419.60
Reksa Dana Prima Reksa Pdpt Tetap	1,019.82	1,019.62	1,019.05	1,018.86	1,018.67	1,018.40	1,018.40	1,018.41	1,018.42	1,017.42	1,018.42
Reksa Panin	1,394.65	1,394.91	1,395.69	1,395.95	1,396.21	1,396.47	1,396.73	1,397.51	1,397.77	1,398.03	1,398.29
Reksa V-Plus	1,535.57	1,535.44	1,536.40	1,537.26	1,536.70	1,536.43	1,396.73	1,537.33	1,533.54	1,531.20	1,533.99
REKSA V-PLUS 2	1,182.28	1,182.40	1,183.30	1,184.16	1,182.38	1,181.20	1,211.58	1,181.68	1,180.30	1,176.97	1,176.03
Reksadana Buana 88 Pendapatan Tetap	1,379.60	1,379.22	1,379.71	1,379.30	1,378.05	1,376.44	1,376.68	1,375.99	1,374.91	1,372.50	1,372.55
Reksadana ORI	1,241.35	1,241.92	1,243.29	1,243.63	1,243.74	1,243.82	1,243.87	1,244.14	1,244.27	1,244.34	1,244.39
Reksadana Pdpt Tetap Bunga Bangsa	1,287.50	1,287.82	1,288.64	1,288.89	1,289.28	1,289.66	1,290.06	1,219.15	1,291.46	1,292.05	1,292.66
Reksadana RIDO DUA	1,253.45	1,253.97	1,255.38	1,255.67	1,255.96	1,256.01	1,256.08	1,256.10	1,256.19	1,256.28	1,256.39
Samuel Dana Pasti	1,233.49	1,233.81	1,234.86	1,234.89	1,235.11	1,235.14	1,235.35	1,235.72	1,236.02	1,236.12	1,236.40
Schroder Dana Andalan	1,031.56	1,031.79	1,032.22	1,032.27	1,032.18	1,031.86	1,031.96	1,032.75	1,031.94	1,031.91	1,032.54
Schroder Dana Mantap Plus	1,296.80	1,297.03	1,297.77	1,297.73	1,296.71	1,295.69	1,296.10	1,295.95	1,295.09	1,294.03	1,293.87
Semesta Obligasi Indonesia	1,052.40	1,052.42	1,052.84	1,052.26	1,050.96	1,049.24	1,049.55	1,049.83	1,048.02	1,047.89	1,047.72
Si Dana Obligasi Plus	1,191.99	1,192.40	1,193.11	1,193.39	1,194.49	1,194.94	1,195.33	1,196.46	1,196.81	1,197.09	1,197.34
Si Dana Obligasi Prima	1,218.96	1,219.64	1,220.53	1,220.80	1,221.14	1,221.42	1,221.74	1,222.80	1,222.99	1,223.36	1,224.10
Sulut Fund Stabil	1,285.34	1,285.63	1,287.21	1,287.24	1,287.32	1,287.92	1,288.19	1,288.45	1,288.48	1,288.51	1,289.78
Surya	1,065.24	1,065.48	1,066.40	1,066.55	1,066.84	1,067.13	1,067.34	1,068.10	1,068.33	1,068.72	1,068.85
Telur Emas	1,269.63	1,271.28	1,272.23	1,272.45	1,272.74	1,273.11	1,273.43	1,274.44	1,274.83	1,275.04	1,275.26
Tiga Pilar Dana Tetap	1,064.19	1,064.13	1,064.82	1,064.27	1,063.61	1,062.74	1,063.02	1,062.77	1,062.53	1,062.06	1,055.71
Trimegah Dana Tetap	1,604.01	1,604.47	1,605.81	1,606.26	1,606.70	1,607.13	1,607.55	1,608.87	1,609.30	1,609.74	1,610.19
Yudistira	108.94	111	110.23	109.72	109.73	110.24	109.73	109.99	110.51	110.25	110.26
<b>Reksadana Saham</b>	<b>16-Jun-05</b>	<b>17-Jun-05</b>	<b>20-Jun-05</b>	<b>21-Jun-05</b>	<b>22-Jun-05</b>	<b>23-Jun-05</b>	<b>24-Jun-05</b>	<b>27-Jun-05</b>	<b>28-Jun-05</b>	<b>29-Jun-05</b>	<b>30-Jun-05</b>
ABN Amro Dana Saham	2,207.04	2,241.26	2,242.16	2,223.35	2,221.07	2,232.53	2,225.25	2,198.86	2,206.26	2,211.38	2,202.82
Arjuna	580.67	580.83	580.99	576.73	576.73	576.73	576.78	576.84	576.92	576.99	577.01
Bahana Dana Prima	3,570.62	3,619.50	3,640.96	3,617.33	3,608.14	3,609.76	3,616.02	3,564.48	3,583.29	3,592.95	3,586.84
BIG Nusantara	628.4	635.74	631.68	622.82	626.21	628.64	623.76	617.7	620.34	616.69	615.75
Bima	581.91	582.39	582.67	582.45	582.47	582.24	582.3	581.93	582.12	582.2	582.17
BNI Dana Berkembang	1,627.65	1,645.63	1,663.46	1,658.60	1,665.27	1,667.90	1,671.76	1,654.06	1,667.39	1,666.54	1,656.27
CitiReksaDana Ekuitas	3,078.00	3,137.26	3,153.14	3,135.31	3,148.22	3,154.39	3,148.99	3,090.18	3,123.27	3,120.28	3,101.53
Dana Sentosa	1,302.85	1,315.49	1,319.80	1,306.42	1,310.57	1,310.72	1,314.17	1,297.22	1,308.07	1,301.82	1,302.74
Danareksa Mawar	2,063.78	2,085.54	2,098.41	2,078.83	2,082.27	2,087.23	2,082.07	2,055.06	2,069.38	2,077.21	2,069.05

Manulife Dana Saham	2,434.58	2,468.98	2,484.55	2,464.08	2,467.41	2,470.22	2,470.68	2,432.57	2,451.92	2,458.61	2,446.69
Master Dinamis	1,308.75	1,331.43	1,332.65	1,324.51	1,328.12	1,333.28	1,334.51	1,315.34	1,321.67	1,320.31	1,316.48
Nikko Saham Nusantara	927.67	939.81	942.37	942.74	943.59	947.1	945.29	941.87	942.94	942.77	941.74
Panin Dana Maksima	7,260.03	7,362.28	7,377.14	7,298.18	7,269.04	7,256.22	7,260.14	7,152.97	7,162.77	7,119.62	7,139.82
Phinisi Dana Saham	4,388.45	4,444.95	4,470.40	4,433.52	4,438.70	4,447.74	4,445.08	4,379.29	4,415.87	4,428.89	4,407.68
Platinum Saham	1,894.20	1,911.85	1,910.87	1,896.92	1,895.50	1,904.38	1,903.43	1,879.28	1,888.97	1,889.82	1,883.99
Rencana Cerdas	2,838.67	2,877.93	2,866.28	2,861.17	2,866.67	2,880.82	2,879.26	2,834.61	2,866.08	2,861.05	2,840.50
Schroder Dana Istimewa	1,177.86	1,196.67	1,203.90	1,197.55	1,197.72	1,197.38	1,197.68	1,182.33	1,189.71	1,193.78	1,190.87
Schroder Dana Prestasi Plus	5,328.70	5,410.40	5,448.36	5,411.15	5,414.40	5,418.19	5,424.16	5,357.77	5,386.67	5,403.09	5,385.15
Si Dana Saham	9,946.07	10,080.65	10,106.52	10,024.57	10,042.75	10,065.57	10,055.90	9,895.83	9,964.64	9,968.59	9,929.15
<b>Reksadana Campuran</b>	<b>16-Jun-05</b>	<b>17-Jun-05</b>	<b>20-Jun-05</b>	<b>21-Jun-05</b>	<b>22-Jun-05</b>	<b>23-Jun-05</b>	<b>24-Jun-05</b>	<b>27-Jun-05</b>	<b>28-Jun-05</b>	<b>29-Jun-05</b>	<b>30-Jun-05</b>
AAA Balanced Fund	1,343.94	1,351.52	1,351.67	1,348.97	1,348.27	1,348.89	1,348.06	1,343.46	1,345.59	1,345.92	1,346.05
AAA Syariah Fund	1,159.10	1,160.48	1,161.41	1,160.98	1,161.45	1,162.80	1,162.78	1,163.51	1,164.40	1,165.00	1,165.11
Bahana Dana Infrastruktur	2,088.15	2,116.65	2,125.51	2,110.21	2,101.28	2,097.09	2,106.07	2,078.50	2,089.26	2,101.15	2,097.08
Bahana Dana Selaras	2,022.81	2,040.78	2,047.24	2,039.22	2,035.94	2,034.50	2,036.31	2,017.36	2,020.68	2,023.82	2,024.69
Bangun Indonesia	1,620.67	1,622.51	1,625.36	1,623.98	1,623.03	1,625.47	1,624.14	1,623.43	1,624.96	1,624.00	1,623.92
Batasa Syariah	1,254.54	1,254.87	1,256.37	1,256.39	1,257.15	1,257.41	1,258.21	1,259.55	1,260.03	1,260.34	1,261.19
BIG Palapa	792.95	797.1	799.43	796.2	797.12	795.97	798.22	794.78	790.39	790.55	791.07
BNI Dana Fleksible	1,635.41	1,637.04	1,639.31	1,639.26	1,640.41	1,638.82	1,640.04	1,638.12	1,638.89	1,638.69	1,638.83
BNI Dana Plus Syariah	1,146.82	1,147.14	1,148.59	1,148.12	1,149.25	1,149.69	1,150.55	1,151.99	1,152.69	1,152.77	1,153.36
Brahma OPTIMA	1,225.02	1,233.71	1,232.01	1,226.92	1,232.03	1,230.95	1,231.64	1,229.02	1,229.59	1,228.75	1,226.88
BSM Investa Berimbang	1,064.70	1,065.70	1,067.16	1,067.17	1,067.92	1,067.92	1,068.02	1,068.03	1,068.56	1,068.68	1,068.79
Dana Investa Bersama(*)	1,041.56	1,047.29	1,049.97	1,046.03	1,046.53	1,046.91	1,048.00	1,044.61	1,047.38	1,047.86	1,045.98
Dana Selaras Dinamis	1,205.77	1,207.73	1,210.32	1,210.14	1,210.01	1,209.93	1,210.76	1,208.08	1,208.62	1,209.73	1,210.14
Danareksa Anggrek	1,839.18	1,853.95	1,861.20	1,845.22	1,846.37	1,849.69	1,847.94	1,824.97	1,835.10	1,839.25	1,831.94
Danareksa Syariah Berimbang	1,701.15	1,728.38	1,733.03	1,717.87	1,721.99	1,725.68	1,727.77	1,704.62	1,716.94	1,717.70	1,717.70
Dhanawibawa Progresif	1,088.95	1,089.19	1,092.76	1,092.79	1,092.82	1,092.94	1,093.30	1,094.37	1,094.70	1,095.09	1,095.45
DUIT	4,784.66	4,784.62	4,784.53	4,784.50	4,784.47	4,784.44	4,784.41	4,784.32	4,784.29	4,784.26	4,783.49
First State Arjuna Fund	1,058.97	1,058.76	1,059.36	1,058.91	1,059.31	1,060.20	1,060.50	1,061.55	1,060.29	1,059.20	1,059.13
First State Ind. Balanced Fund	1,177.10	1,179.99	1,182.29	1,180.67	1,181.43	1,182.97	1,183.45	1,180.44	1,178.42	1,179.29	1,179.44
Fortis Pesona	4,302.98	4,371.60	4,399.35	4,366.36	4,366.80	4,378.89	4,380.72	4,310.49	4,345.29	4,350.25	4,343.86
Garuda Satu	3,598.03	3,609.73	3,610.12	3,607.59	3,614.83	3,626.63	3,621.83	3,610.95	3,619.81	3,622.61	3,618.99
Investasi Reksa Plus	1,068.08	1,068.89	1,070.26	1,070.83	1,070.83	1,071.25	1,071.56	1,071.59	1,072.46	1,072.60	1,072.49
Jisawi Mix	1,986.08	2,009.77	2,013.49	2,005.77	2,011.89	2,016.26	2,021.50	1,997.74	2,006.74	2,011.22	2,001.11
Mahanusa Dana Kapital	1,875.02	1,913.79	1,923.28	1,908.38	1,901.40	1,901.97	1,905.33	1,892.65	1,900.55	1,904.33	1,894.73
Manulife Dana Campuran	1,851.28	1,866.12	1,873.44	1,863.46	1,863.96	1,865.32	1,865.43	1,848.22	1,856.82	1,860.16	1,854.54
Master Berimbang	1,338.01	1,363.27	1,371.02	1,363.06	1,367.94	1,376.09	1,380.41	1,367.77	1,376.45	1,374.70	1,371.44
Mega Dana Kombinasi	1,862.11	1,869.50	1,875.04	1,871.26	1,871.41	1,868.49	1,868.02	1,855.67	1,853.39	1,847.17	1,846.68
MR.FLEX	2,784.73	2,799.45	2,803.45	2,777.06	2,776.44	2,785.37	2,781.06	2,760.79	2,769.26	2,769.49	2,761.99
Portfolio Dinamis Plus	1,159.17	1,161.95	1,163.19	1,162.31	1,162.94	1,163.97	1,163.96	1,161.45	1,162.45	1,162.88	1,161.71
Reksa Dana Paramitra Optimum	1,018.38	1,019.17	1,020.43	1,019.94	1,020.25	1,020.38	1,018.15	1,018.20	1,018.96	1,018.65	1,018.86
Reksa Dana PNM Syariah	1,563.97	1,567.83	1,568.49	1,567.14	1,571.35	1,573.43	1,571.33	1,561.99	1,565.61	1,564.42	1,564.03
Reksa Dana Prima	1,209.27	1,221.34	1,223.38	1,206.63	1,208.14	1,208.62	1,213.07	1,198.79	1,208.93	1,203.63	1,206.91
Reksadana DANA TIRTA	1,009.70	1,022.61	1,025.59	1,020.06	1,028.24	1,030.23	1,025.42	1,017.67	1,020.13	1,016.01	1,016.11



Reksadana PG Synergy	1,202.66	1,203.02	1,204.09	1,204.45	1,204.84	1,205.18	1,205.52	1,206.58	1,206.96	1,003.25	1,207.69
SAM Dana Berkembang	3,947.03	3,986.21	3,991.23	3,981.81	4,005.96	4,010.97	4,009.27	3,978.31	3,986.77	3,978.07	3,967.18
Schroder Dana Kombinasi	1,053.65	1,057.76	1,059.75	1,057.94	1,057.37	1,056.52	1,056.40	1,052.93	1,053.84	1,054.12	1,053.17
Schroder Dana Prestasi	5,768.84	5,844.60	5,878.44	5,840.56	5,841.12	5,844.06	5,848.20	5,782.47	5,811.39	5,825.26	5,808.57
Schroder Dana Terpadu	3,716.46	3,744.29	3,759.27	3,742.04	3,738.62	3,734.27	3,734.45	3,709.66	3,721.99	3,729.78	3,723.48
Semesta Dana Maxima	1,046.48	1,044.33	1,046.54	1,045.63	1,044.54	1,044.39	1,045.17	1,043.29	1,040.91	1,041.12	1,041.39
Si Dana Dinamis	2,185.38	2,202.45	2,209.13	2,186.98	2,191.54	2,197.64	2,195.57	2,171.32	2,180.74	2,181.04	2,175.66
Si Dana Fleksi	3,667.30	3,698.13	3,702.54	3,689.94	3,690.56	3,696.60	3,694.05	3,669.15	3,680.26	3,682.46	3,681.52
Simas Satu	1,965.49	1,985.91	1,998.39	2,003.73	2,017.88	2,010.26	2,007.95	2,003.28	2,007.75	2,011.82	2,006.08
Supra Surya Maxima	1,058.99	1,063.98	1,062.04	1,052.13	1,051.07	1,055.53	1,059.99	1,054.04	1,055.16	1,059.27	1,060.22
Tiga Pilar Dana Flexi	1,081.85	1,084.88	1,086.20	1,085.75	1,086.54	1,086.67	1,086.73	1,086.63	1,086.86	1,087.04	1,086.83
Trimegah Dana Kombinasi	2,079.85	2,104.87	2,106.99	2,104.32	2,105.61	2,104.43	2,106.42	2,078.28	2,090.43	2,089.63	2,085.78



## Data perkembangan NAB bulan Juli 2005

	Reksadana Pendapatan Tetap	30-Jun-05	01-Jul-05	04-Jul-05	06-Jul-05	07-Jul-05	08-Jul-05	11-Jul-05	12-Jul-05	13-Jul-05	14-Jul-05	15-Jul-05	18-Jul-05
1	AA Investa Reksa Dollar(Rp)	1,296.33	1,302.82	1,308.23	1,308.27	1,309.15	1,310.03	1,310.68	1,303.89	1,303.44	1,312.35	1,311.89	1,308.32
2	AA Investa Reksa Dollar(USD)	0.13346	0.13349	0.13352	0.13356	0.13359	0.13361	0.13364	0.13366	0.13369	0.13371	0.13373	0.13377
3	AA-MAN Optima	1,038.60	1,038.90	1,040.08	1,040.66	1,040.97	1,041.28	1,042.16	1,042.45	1,042.75	1,043.04	1,043.33	1,044.24
4	AA-MAN Pendapatan Tetap	1,131.57	1,131.55	1,129.89	1,127.36	1,125.98	1,121.34	1,122.79	1,119.53	1,118.56	1,115.91	1,116.50	1,118.41
5	AAA Bond Fund	1,265.62	1,265.95	1,266.89	1,267.56	1,267.89	1,268.23	1,269.22	1,269.56	1,269.90	1,270.23	1,270.58	1,271.71
6	ABN Amro Dana Dollar AS (USD)	0.2608	0.2608	0.2608	0.2608	0.2608	0.2608	0.2608	0.2608	0.2608	0.2608	0.2608	0.2608
7	ABN Amro Dana Dollar AS(NAB Indikasi)	2,533.11	2,545.40	2,555.40	2,554.68	2,556.02	2,557.36	2,540.51	2,544.46	2,542.98	2,559.93	2,558.66	2,550.96
8	ABN Amro Dana Hasil Berkala	1,337.63	1,337.70	1,337.83	1,337.04	1,337.03	1,336.82	1,333.23	1,334.19	1,333.45	1,332.18	1,332.84	1,333.61
9	ABN Amro Dana Pendapatan Tetap	1,045.15	1,045.55	1,046.33	1,046.69	1,046.84	1,047.27	1,048.11	1,048.29	1,047.92	1,046.51	1,045.91	1,044.40
10	Bahana Dana Arjuna	1,083.00	1,084.58	1,085.06	1,084.01	1,083.93	1,084.04	1,086.05	1,086.30	1,086.28	1,086.64	1,087.31	1,089.00
11	Batasa Pendapatan Tetap	1,184.42	1,184.79	1,186.77	1,187.81	1,188.54	1,189.08	1,190.19	1,191.01	1,191.83	1,192.49	1,193.34	1,194.67
12	Berlian	1,257.26	1,260.14	1,259.14	1,264.23	1,261.07	1,259.38	1,260.52	1,258.59	1,264.90	1,263.62	1,265.02	1,265.41
13	BIG Dana Likuid	1,625.72	1,626.33	1,626.50	1,627.63	1,628.27	1,628.77	1,629.96	1,629.96	1,630.57	1,631.05	1,631.53	1,632.78
14	BNI Dana Berbunga Dua	1,627.78	1,628.26	1,629.69	1,630.37	1,630.83	1,630.88	1,632.17	1,632.36	1,632.44	1,632.76	1,633.31	1,634.02
15	BNI Dana Lancar	1,476.51	1,476.76	1,477.62	1,478.21	1,478.49	1,478.77	1,480.73	1,480.86	1,481.12	1,481.38	1,481.63	1,482.45
16	BNI Dana Plus	1,380.09	1,380.44	1,377.61	1,378.01	1,378.31	1,378.50	1,379.15	1,379.35	1,379.56	1,379.86	1,380.29	1,381.04
17	BNI Dana Syariah	1,155.46	1,155.53	1,156.45	1,157.43	1,157.55	1,157.94	1,159.02	1,159.96	1,160.53	1,160.57	1,160.95	1,162.22
18	Brahma MAXIMA	1,126.56	1,127.58	1,128.14	1,125.82	1,129.77	1,127.65	1,127.48	1,125.48	1,130.49	1,121.11	1,122.49	1,123.48
19	Brent Dana Tetap	1,121.37	1,121.67	1,122.64	1,123.26	1,123.57	1,123.87	1,124.80	1,125.10	1,125.40	1,125.69	1,125.98	1,126.89
20	Brivestama Pasti	1,202.19	1,201.08	1,201.08	1,196.76	1,196.68	1,189.78	1,192.46	1,188.69	1,188.55	1,183.22	1,187.47	1,188.46
21	CAM Dana Mantap	1,196.76	1,197.32	1,198.49	1,199.14	1,198.75	1,199.23	1,200.21	1,200.07	1,199.89	1,199.83	1,200.28	1,201.60
22	Citireksadana Rupiah Plus	1,114.00	1,114.74	1,114.88	1,113.20	1,112.36	1,111.69	1,112.62	1,111.55	1,110.44	1,109.79	1,111.48	1,113.22
23	Corfina Rupiah Plus	976.04	977.67	981.27	961.21	961.22	961.26	961.88	961.15	960.44	960.01	931.07	932.39
24	CorfinaCapital Pendapatan Tetap	1,145.50	1,145.03	1,142.22	1,137.78	1,134.36	1,132.19	1,136.33	1,135.32	1,131.60	1,127.52	1,132.87	1,138.47
25	Dana Likuid Kombinasi	1,071.24	1,071.50	1,072.35	1,072.82	1,073.10	1,073.35	1,074.19	1,074.44	1,074.67	1,074.95	1,075.19	1,075.81
26	Dana Pasti	1,316.95	1,317.30	1,318.26	1,318.93	1,319.26	1,319.55	1,320.49	1,320.81	1,321.12	1,321.44	1,321.75	1,322.74
27	Dana Sejahtera Optima	1,142.37	1,142.85	1,143.64	1,143.71	1,143.19	1,143.30	1,144.13	1,143.98	1,143.95	1,143.59	1,143.91	1,144.94
28	Dana Tetap Arjuna	1,014.37	1,014.32	1,014.07	1,011.58	1,009.60	1,003.75	1,004.94	1,002.80	1,002.06	1,003.65	1,002.31	1,004.20
29	Dana Tetap Instan	1,073.78	1,073.42	1,075.02	1,065.70	1,063.11	1,063.11	1,063.93	1,059.68	1,054.63	1,054.59	1,068.59	1,059.07
30	Dana Tetap Optima	1,236.05	1,236.31	1,237.10	1,237.62	1,237.89	1,238.16	1,239.01	1,239.31	1,239.62	1,239.88	1,240.18	1,240.82
31	Danamas Dollar(Rp)	10,162.27	10,212.57	10,255.71	10,254.82	10,261.18	10,267.55	10,202.86	10,219.69	10,215.58	10,284.81	10,280.70	10,252.63
32	Danamas Dollar(US\$)	1.046255	1.04637	1.046715	1.046945	1.04706	1.047175	1.047522	1.047637	1.047752	1.047867	1.047982	1.048327
33	Danamas Mantap	1,474.06	1,474.56	1,476.08	1,477.09	1,477.60	1,478.11	1,479.65	1,480.17	1,480.68	1,480.91	1,481.72	1,483.26
34	Danamas Pasti	1,277.42	1,277.77	1,278.83	1,279.54	1,279.89	1,280.24	1,281.30	1,281.64	1,282.01	1,282.37	1,282.71	1,283.77
35	Danareksa Gebyar Indonesia	1,247.94	1,247.96	1,248.24	1,245.33	1,242.33	1,237.71	1,239.81	1,237.07	1,235.43	1,234.06	1,236.59	1,240.95
36	Dollar Plus(Rp)	1,248.66	1,251.59	1,260.70	1,252.99	1,255.09	1,253.54	1,250.48	1,250.53	1,253.46	1,256.07	1,252.28	1,256.27
37	Dollar Plus(US\$)	0.12804	0.12804	0.12806	0.12807	0.12807	0.12808	0.12809	0.12810	0.12810	0.12811	0.12811	0.12813
38	Dompert Dhuafa-BTS Syariah	1,078.05	1,078.34	1,079.21	1,079.43	1,079.60	1,080.34	1,081.02	1,081.42	1,082.52	1,082.83	1,084.29	1,085.75
39	EKOFIX	1,171.64	1,171.94	1,171.53	1,170.51	1,169.41	1,167.95	1,167.61	1,166.17	1,164.81	1,164.49	1,165.55	1,165.99
40	First State Ind. Bond Fund	1,104.46	1,105.88	1,106.08	1,106.33	1,102.29	1,100.09	1,101.00	1,099.28	1,098.84	1,098.02	1,100.29	1,106.14
41	Fortis Lestari Dua	1,158.77	1,158.33	1,155.66	1,152.37	1,153.86	1,144.95	1,150.49	1,147.52	1,145.39	1,145.05	1,146.48	1,145.32

42	Ganesha Abadi	1,155.44	1,157.14	1,157.82	1,158.30	1,156.17	1,156.34	1,157.20	1,157.16	1,157.23	1,156.63	1,157.29	1,160.46
43	GKGoh Rupiah	1,198.20	1,197.24	1,197.32	1,204.36	1,195.68	1,190.12	1,195.04	1,189.30	1,188.28	1,188.51	1,193.22	1,189.57
44	GKGoh Dollar(Rp)	1,250.73	1,256.96	1,262.17	1,262.90	1,264.33	1,263.15	1,255.18	1,258.61	1,258.39	1,266.75	1,266.43	1,262.89
45	GKGoh Dollar(USD)	0.12877	0.12879	0.12882	0.12893	0.12901	0.12883	0.12887	0.12902	0.12907	0.12906	0.12910	0.12913
46	GMT Dana Pasti	1,343.40	1,344.80	1,345.64	1,346.13	1,346.29	1,346.41	1,347.89	1,347.82	1,348.42	1,348.93	1,349.28	1,350.24
47	Indovest Dana Obligasi	2,293.69	2,292.64	2,293.29	2,292.36	2,292.58	2,293.45	2,294.99	2,295.57	2,296.38	2,296.66	2,296.97	2,298.84
48	Investasi Reksa Premium	1,066.79	1,067.05	1,067.84	1,068.37	1,068.63	1,068.90	1,069.69	1,069.96	1,070.22	1,070.49	1,070.75	1,071.55
49	ITB-Niaga	1,178.04	1,178.39	1,178.39	1,179.49	1,179.80	1,180.01	1,180.97	1,181.28	1,181.40	1,181.54	1,181.81	1,182.71
50	Jisawi Fix Plus	1,299.28	1,299.64	1,300.50	1,301.64	1,301.96	1,300.91	1,303.04	1,301.82	1,302.00	1,302.80	1,304.73	1,306.01
51	LIPPO Dana Mantap	1,367.93	1,368.38	1,369.34	1,367.50	1,365.49	1,364.92	1,365.15	1,362.83	1,361.42	1,361.84	1,363.07	1,364.67
52	Mahanusa Dana Optimum	1,138.47	1,139.03	1,138.69	1,137.77	1,136.29	1,135.35	1,134.65	1,133.15	1,131.27	1,131.07	1,132.30	1,132.96
53	Mahanusa Dana Stabil	1,014.89	1,015.90	1,014.48	1,013.31	1,013.54	1,009.05	1,011.77	1,008.40	1,007.55	1,006.98	1,009.69	1,012.05
54	Mahanusa Obligasi Negara	1,153.35	1,153.33	1,153.33	1,150.71	1,150.59	1,146.21	1,145.36	1,142.78	1,144.52	1,141.30	1,144.78	1,145.39
55	Mandiri Investa Dollar AS (Rp)	1,120.19	1,124.55	1,127.88	1,126.05	1,126.14	1,126.53	1,119.13	1,120.31	1,119.50	1,125.62	1,124.74	1,120.78
56	Mandiri Investa Dollar AS (USD)	0.1153	0.1152	0.1151	0.115	0.1149	0.1149	0.1149	0.1148	0.1148	0.1147	0.1147	0.1146
57	Manulife Obligasi Negara Indonesia	1,147.47	1,147.90	1,146.28	1,141.69	1,138.46	1,135.15	1,135.74	1,133.28	1,131.39	1,128.27	1,137.49	1,132.75
58	Manulife Obligasi Unggulan	1,151.74	1,152.15	1,151.53	1,150.40	1,149.30	1,147.71	1,147.90	1,145.89	1,142.79	1,141.53	1,143.40	1,143.08
59	Manulife Obligasi Variabel Negara	1,108.99	1,109.30	1,110.56	1,104.48	1,103.94	1,104.14	1,104.05	1,103.53	1,101.30	1,103.85	1,111.29	1,110.68
60	Manulife Pendapatan Bulanan	1,006.86	1,006.86	1,006.82	1,002.37	1,000.94	999.21	999.49	996.51	994.04	994.47	998.01	996.68
61	Master Pundi	1,254.59	1,254.77	1,255.55	1,256.09	1,256.17	1,256.40	1,256.95	1,256.71	1,256.75	1,256.88	1,257.11	1,257.49
62	MR BOND	1,283.87	1,284.17	1,285.04	1,285.52	1,285.70	1,285.81	1,286.63	1,286.80	1,287.13	1,287.46	1,287.71	1,288.57
63	Niaga Pendapatan Tetap B	1,401.67	1,402.12	1,403.25	1,403.93	1,404.15	1,404.41	1,405.48	1,405.74	1,405.94	1,406.14	1,406.61	1,407.66
64	Niaga Pendapatan Tetap C	1,054.60	1,054.86	1,055.60	1,056.00	1,056.24	1,056.50	1,057.23	1,057.45	1,057.53	1,057.78	1,057.98	1,058.73
65	Niaga Smart Fund	1,224.07	1,223.92	1,219.86	1,220.63	1,221.65	1,204.95	1,215.39	1,200.88	1,199.85	1,200.40	1,206.28	1,205.58
66	Nikko Bond Nusantara	1,346.84	1,348.08	1,349.31	1,351.09	1,351.22	1,351.39	1,352.52	1,353.13	1,353.50	1,353.57	1,353.82	1,354.30
67	Nikko Bunga Nusantara	1,347.90	1,348.49	1,349.74	1,351.22	1,351.69	1,351.91	1,352.96	1,353.49	1,353.55	1,353.69	1,353.62	1,353.96
68	Nikko Gebyar Indonesia	1,228.01	1,230.25	1,230.99	1,229.96	1,225.07	1,224.17	1,224.82	1,223.16	1,221.63	1,220.92	1,222.78	1,228.24
69	Nikko Indah Nusantara	1,578.36	1,579.32	1,580.19	1,581.09	1,581.50	1,581.55	1,582.74	1,581.40	1,581.67	1,582.19	1,582.24	1,582.67
70	Nikko Swarnadwipa	1,224.10	1,223.79	1,224.55	1,222.27	1,221.50	1,220.68	1,221.52	1,219.82	1,218.57	1,219.51	1,219.67	1,220.75
71	Nikko Tron	1,525.42	1,525.74	1,526.49	1,527.43	1,527.58	1,527.74	1,528.76	1,528.98	1,529.41	1,529.67	1,529.88	1,531.25
72	NISP DANA MANTAB	1,000.00	1,000.00	1,000.00	1,000.00	1,000.00	1,000.00	1,000.00	1,000.00	1,000.00	1,000.00	1,000.00	1,000.00
73	NISP Dana Tetap	1,410.06	1,410.42	1,411.51	1,412.23	1,412.58	1,412.93	1,413.89	1,414.21	1,414.53	1,414.92	1,415.22	1,416.27
74	Optima Fund	1,045.96	1,044.09	1,041.90	1,039.64	1,034.04	1,034.23	1,031.21	1,031.25	1,031.44	1,030.37	1,030.59	1,031.38
75	Optima Obligasi	1,230.52	1,230.95	1,231.63	1,232.56	1,232.63	1,233.04	1,234.22	1,234.72	1,236.15	1,237.02	1,237.33	1,237.81
76	Panin Dana Optima	1,361.62	1,361.69	1,361.88	1,362.00	1,362.06	1,362.13	1,362.32	1,362.38	1,362.40	1,362.43	1,362.46	1,362.54
77	Panin Dana Utama Plus	1,372.94	1,373.31	1,374.40	1,375.11	1,375.46	1,375.81	1,376.88	1,377.23	1,377.57	1,377.92	1,378.27	1,379.30
78	Panin Gebyar Indonesia	1,253.57	1,253.91	1,251.29	1,254.20	1,255.87	1,245.58	1,246.56	1,245.67	1,243.01	1,241.69	1,244.49	1,245.69
79	Paramitra Platinum	1,278.57	1,278.93	1,280.08	1,280.89	1,281.24	1,281.59	1,282.63	1,282.90	1,283.25	1,283.66	1,283.94	1,284.95
80	Pavillion Dana Anugrah	1,056.43	1,056.33	1,056.51	1,056.78	1,056.94	1,057.17	1,057.86	1,057.87	1,057.96	1,057.45	1,057.60	1,057.62
81	Pendapatan Tetap Abadi	1,233.60	1,233.86	1,234.25	1,233.69	1,233.03	1,232.48	1,233.96	1,233.19	1,232.43	1,232.44	1,232.74	1,233.89
82	Pendapatan Tetap Abadi 2	1,131.47	1,131.87	1,132.50	1,132.31	1,131.99	1,131.89	1,132.88	1,132.38	1,132.06	1,132.11	1,132.56	1,133.19
83	Pendapatan Tetap Sentosa	1,111.32	1,111.86	1,112.69	1,112.33	1,110.59	1,110.73	1,111.69	1,112.23	1,112.28	1,112.80	1,113.06	1,113.70
84	PERMATAINVES	1,186.88	1,187.64	1,185.57	1,183.80	1,182.29	1,181.03	1,180.90	1,179.04	1,178.18	1,176.39	1,179.79	1,178.87
85	Phinisi Dana Tetap Pemerintah	1,712.32	1,711.69	1,710.82	1,704.55	1,701.40	1,697.24	1,697.88	1,693.02	1,688.54	1,687.67	1,697.21	1,691.47

86	Platinum Tetap	1,121.79	1,124.39	1,125.79	1,125.50	1,121.77	1,121.44	1,121.50	1,121.47	1,121.17	1,119.75	1,121.75	1,128.03
87	Premier Dinamis	1,158.55	1,158.11	1,157.20	1,156.59	1,156.29	1,156.00	1,155.11	1,154.81	1,154.51	1,154.21	1,153.92	1,153.03
88	Premier Optima	1,463.78	1,470.64	1,471.10	1,460.98	1,458.59	1,457.77	1,469.25	1,469.58	1,471.18	1,472.57	1,473.90	1,474.87
89	Premier Stabil	1,125.28	1,124.91	1,124.06	1,123.50	1,123.22	1,122.95	1,122.12	1,121.84	1,121.57	1,121.29	1,121.01	1,120.19
90	Prestasi Gebyar Indonesia	1,140.24	1,140.09	1,139.21	1,136.13	1,134.72	1,129.47	1,130.95	1,127.44	1,125.93	1,125.41	1,128.27	1,127.45
91	Prime Fund	1,000.79	1,000.84	1,000.32	999.09	997.54	993.64	994.09	993.61	993.18	993.42	993.29	994.22
92	Pundi Reksa Dolar(Rp)	1,276.17	1,282.50	1,287.97	1,287.89	1,288.71	1,289.52	1,281.46	1,283.59	1,283.10	1,291.82	1,291.31	1,287.85
93	Pundi Reksa Dolar(US\$)	0.131388	0.131404	0.131453	0.131485	0.131502	0.131517	0.131567	0.131583	0.1316	0.131617	0.131633	0.131682
94	Pundi Reksa Rupiah	1,219.00	1,219.20	1,219.90	1,220.37	1,220.60	1,220.84	1,221.41	1,221.75	1,222.10	1,222.41	1,222.72	1,223.65
95	Reksa Dana Gadjah Mada	1,488.97	1,489.85	1,490.78	1,491.10	1,491.11	1,491.34	1,492.83	1,493.19	1,493.34	1,493.83	1,493.98	1,495.23
96	Reksa Dana Nikko Cemerlang Nusantara	1,098.20	1,098.44	1,099.23	1,098.27	1,097.77	1,097.57	1,098.35	1,097.54	1,096.94	1,097.57	1,097.97	1,098.99
97	Reksa Dana PNM Amanah Syariah	1,087.62	1,088.54	1,089.06	1,089.73	1,090.09	1,090.29	1,090.90	1,091.18	1,091.67	1,091.92	1,092.22	1,092.91
98	Reksa Dana PNM Dana Sejahtera	1,747.22	1,747.50	1,745.00	1,743.78	1,746.91	1,744.95	1,746.69	1,745.99	1,746.65	1,745.66	1,742.93	1,740.51
99	Reksa Dana Prima Reksa	1,419.60	1,419.80	1,420.41	1,420.82	1,421.03	1,421.23	1,421.84	1,422.05	1,422.25	1,422.46	1,422.69	1,423.30
100	Reksa Dana Prima Reksa Pdpt Tetap	1,018.42	1,018.43	1,018.41	1,018.60	1,018.60	1,018.61	1,018.62	1,018.62	1,018.62	1,018.63	1,018.63	1,018.48
101	Reksa Panin	1,398.29	1,398.56	1,399.34	1,399.86	1,400.12	1,400.38	1,401.17	1,401.43	1,401.69	1,401.95	1,402.21	1,403.00
102	Reksa V-Plus	1,533.99	1,534.97	1,524.65	1,523.31	1,537.99	1,509.63	1,537.51	1,530.66	1,515.65	1,502.08	1,509.65	1,504.86
103	REKSA V-PLUS 2	1,176.03	1,177.78	1,177.71	1,176.23	1,175.58	1,173.74	1,173.39	1,169.75	1,172.86	1,168.63	1,171.02	1,170.77
104	Reksadana Buana 88 Pendapatan Tetap	1,372.55	1,372.34	1,370.55	1,365.67	1,366.50	1,359.78	1,364.34	1,361.16	1,358.57	1,356.96	1,358.42	1,358.03
105	Reksadana ORI	1,244.39	1,244.47	1,244.68	1,244.89	1,245.47	1,245.74	1,246.76	1,247.31	1,247.84	1,294.03	1,249.89	1,251.38
106	Reksadana Pdpt Tetap Bunga Bangsa	1,292.66	1,292.85	1,293.37	1,293.81	1,294.06	1,294.06	1,294.03	1,294.03	1,294.03	1,260.87	1,294.33	1,294.64
107	Reksadana RIDO DUA	1,256.39	1,256.49	1,256.67	1,256.88	1,257.86	1,258.15	1,259.14	1,259.49	1,260.31	1,260.87	1,261.66	1,263.15
108	Samuel Dana Pasti	1,236.40	1,236.79	1,237.46	1,237.65	1,237.67	1,237.93	1,239.13	1,239.15	1,239.41	1,239.59	1,240.76	1,241.84
109	Schroder Dana Andalan	1,032.54	1,033.96	1,034.78	1,032.68	1,031.56	1,032.67	1,031.41	1,031.23	1,031.05	1,031.51	1,032.82	1,032.88
110	Schroder Dana Mantap Plus	1,293.87	1,293.69	1,292.72	1,289.73	1,288.51	1,282.92	1,284.92	1,280.72	1,279.35	1,277.45	1,281.61	1,280.18
111	Semesta Obligasi Indonesia	1,047.72	1,048.93	1,047.44	1,044.07	1,043.64	1,042.06	1,041.37	1,036.42	1,036.29	1,035.30	1,036.29	1,035.92
112	Si Dana Obligasi Plus	1,197.34	1,197.85	1,138.87	1,139.18	1,139.31	1,139.34	1,139.84	1,140.08	1,140.37	1,140.67	1,140.75	1,141.53
113	SiDana Obligasi Prima	1,224.10	1,224.34	1,224.29	1,224.14	1,224.21	1,221.27	1,222.48	1,222.74	1,223.14	1,223.68	1,224.32	1,225.87
114	Sulut Fund Stabil	1,289.78	1,290.14	1,291.20	1,291.90	1,292.26	1,292.59	1,293.57	1,293.57	1,294.22	1,294.55	1,294.88	1,295.86
115	Surya	1,068.85	1,069.06	1,069.06	1,070.19	1,070.41	1,070.75	1,071.40	1,071.64	1,071.86	1,072.30	1,072.56	1,073.35
116	Telur Emas	1,275.26	1,275.62	1,276.44	1,277.01	1,277.29	1,277.66	1,278.68	1,278.87	1,279.08	1,279.45	1,279.87	1,280.85
117	Tiga Pilar Dana Tetap	1,055.71	1,056.52	1,056.04	1,054.50	1,052.23	1,051.31	1,050.89	1,050.33	1,049.30	1,049.45	1,050.07	1,050.39
118	Trimegah Dana Tetap	1,610.19	1,610.63	1,611.97	1,612.84	1,613.28	1,613.71	1,615.01	1,615.45	1,615.88	1,616.31	1,616.74	1,618.02
119	Yudistira	110.26	110.03	110.03	109.52	108.5	110.04	109.53	109.54	109.54	109.54	109.03	109.29
	<b>Reksadana Saham</b>	<b>30-Jun-05</b>	<b>01-Jul-05</b>	<b>04-Jul-05</b>	<b>06-Jul-05</b>	<b>07-Jul-05</b>	<b>08-Jul-05</b>	<b>11-Jul-05</b>	<b>12-Jul-05</b>	<b>13-Jul-05</b>	<b>14-Jul-05</b>	<b>15-Jul-05</b>	<b>18-Jul-05</b>
1	ABN Amro Dana Saham	2,202.82	2,220.77	2,229.46	2,199.32	2,180.19	2,183.73	2,210.43	2,213.64	2,216.59	2,225.90	2,215.73	2,220.40
2	Arjuna	577.01	577.26	577.39	577.36	577.4	577.42	579.44	579.48	579.78	579.84	579.92	581.09
3	Bahana Dana Prima	3,586.84	3,622.34	3,612.23	3,561.40	3,542.72	3,549.11	3,607.96	3,632.40	3,629.34	3,648.10	3,630.35	3,641.05
4	BIG Nusantara	615.75	615.42	615.42	606.29	597.22	599.26	609.63	611.48	613.13	609.36	603.03	597.83
5	Bima	582.17	582.64	582.43	581.95	581.92	582.1	582.19	582.27	582.34	582.33	582.42	582.41
6	BNI Dana Berkembang	1,656.27	1,671.87	1,665.95	1,654.33	1,643.60	1,648.16	1,677.61	1,696.69	1,709.88	1,720.27	1,709.87	1,707.97
7	CitiReksaDana Ekuitas	3,101.53	3,146.83	3,142.40	3,112.36	3,084.10	3,094.09	3,132.21	3,149.74	3,135.67	3,140.94	3,126.66	3,150.38
8	Dana Sentosa	1,302.74	1,313.47	1,303.01	1,277.47	1,263.23	1,272.57	1,278.64	1,287.97	1,291.03	1,298.87	1,293.29	1,294.87
9	Danareksa Mawar	2,069.05	2,095.69	2,104.65	2,069.82	2,055.37	2,061.40	2,082.46	2,092.51	2,089.19	2,095.65	2,091.20	2,093.72

		2,446.69	2,479.61	2,481.82	2,445.95	2,426.55	2,435.14	2,466.08	2,476.95	2,477.30	2,482.09	2,471.33	2,475.75
10	Manulife Dana Saham												
11	Master Dinamis	1,316.48	1,334.07	1,332.38	1,315.67	1,309.20	1,311.05	1,324.65	1,330.71	1,332.06	1,333.76	1,327.01	1,331.26
12	Nikko Saham Nusantara	941.74	942.43	939.61	938.61	935.93	934.22	935.5	935.5	933.63	939.34	938.71	938.41
13	Panin Dana Maksima	7,139.82	7,163.53	7,122.12	7,089.69	7,005.61	6,992.03	7,080.76	7,155.53	7,157.71	7,189.91	7,124.15	7,107.57
14	Phinisi Dana Saham	4,407.68	4,464.31	4,465.91	4,402.08	4,364.15	4,382.15	4,431.83	4,448.75	4,444.88	4,446.55	4,430.02	4,433.50
15	Platinum Saham	1,883.99	1,896.02	1,888.09	1,860.07	1,842.78	1,844.82	1,847.37	1,902.97	1,914.88	1,920.38	1,898.52	1,888.78
16	Rencana Cerdas	2,840.50	2,879.57	2,894.10	2,855.43	2,828.50	2,834.36	2,869.42	2,887.73	2,885.99	2,900.47	2,886.45	2,891.51
17	Schroder Dana Istimewa	1,190.87	1,202.80	1,203.66	1,182.68	1,171.91	1,177.72	1,191.06	1,200.63	1,199.07	1,204.93	1,199.42	1,200.22
18	Schroder Dana Prestasi Plus	5,385.15	5,446.98	5,451.49	5,357.39	5,313.46	5,332.82	5,397.01	5,427.75	5,419.17	5,441.13	5,422.32	5,434.55
19	Si Dana Saham	9,929.15	10,041.47	10,051.61	9,891.50	9,804.78	9,824.28	9,936.93	9,981.38	9,962.64	9,985.95	9,961.06	9,988.11
	<b>Reksadana Campuran</b>	<b>30-Jun-05</b>	<b>01-Jul-05</b>	<b>04-Jul-05</b>	<b>06-Jul-05</b>	<b>07-Jul-05</b>	<b>08-Jul-05</b>	<b>11-Jul-05</b>	<b>12-Jul-05</b>	<b>13-Jul-05</b>	<b>14-Jul-05</b>	<b>15-Jul-05</b>	<b>18-Jul-05</b>
1	AAA Balanced Fund	1,346.05	1,349.33	1,352.50	1,344.35	1,337.24	1,339.50	1,346.71	1,348.58	1,346.64	1,354.80	1,350.84	1,353.15
2	AAA Syariah Fund	1,165.11	1,166.06	1,167.97	1,168.28	1,167.96	1,168.57	1,070.26	1,170.96	1,171.34	1,172.01	1,171.47	1,172.52
3	Bahana Dana Infrastruktur	2,097.08	2,108.68	2,098.33	2,077.03	2,065.99	2,064.10	2,102.67	2,114.94	2,113.18	2,120.41	2,107.94	2,115.31
4	Bahana Dana Selaras	2,024.69	2,044.01	2,038.82	2,019.93	2,008.04	2,010.51	2,031.09	2,042.26	2,042.00	2,048.73	2,045.47	2,055.11
5	Bangun Indonesia	1,623.92	1,625.81	1,623.67	1,617.24	1,616.44	1,616.11	1,617.86	1,618.51	1,620.55	1,623.18	1,625.03	1,627.64
6	Batasa Syariah	1,261.19	1,260.82	1,262.17	1,262.97	1,263.27	1,263.61	1,264.91	1,266.26	1,266.69	1,266.94	1,267.60	1,269.15
7	BIG Palapa	791.07	789.3	789.3	783.52	782.7	780.26	786.43	788.57	796.09	797.19	796	796.55
8	BNI Dana Fleksible	1,638.83	1,642.59	1,639.41	1,637.60	1,637.46	1,628.68	1,636.88	1,628.99	1,629.40	1,633.87	1,630.95	1,630.55
9	BNI Dana Plus Syariah	1,153.36	1,153.31	1,154.07	1,154.99	1,155.12	1,155.66	1,156.86	1,157.59	1,158.01	1,158.17	1,158.55	1,159.89
10	Brahma OPTIMA	1,226.88	1,237.05	1,233.89	1,230.49	1,229.50	1,230.53	1,233.37	1,233.95	1,237.11	1,232.85	1,232.04	1,231.89
11	BSM Investa Berimbang	1,068.79	999.18	1,069.41	1,069.42	1,069.44	1,069.54	1,070.38	1,070.87	1,070.88	1,071.19	1,071.19	1,071.99
12	Dana Investa Bersama(*)	1,045.98	1,053.09	1,053.85	1,049.38	1,046.95	1,046.59	1,051.09	1,052.82	1,053.18	1,054.70	1,053.44	1,054.58
13	Dana Selaras Dinamis	1,210.14	1,211.93	1,212.15	1,210.12	1,209.00	1,209.39	1,214.80	1,215.72	1,214.61	1,216.37	1,214.56	1,217.44
14	Danareksa Anggrek	1,831.94	1,852.92	1,858.36	1,834.76	1,824.15	1,823.53	1,838.17	1,843.60	1,838.31	1,841.28	1,839.81	1,846.11
15	Danareksa Syariah Berimbang	1,717.70	1,731.18	1,733.98	1,715.25	1,706.81	1,700.64	1,719.56	1,723.66	1,720.24	1,721.28	1,714.19	1,719.26
16	Dhanawibawa Progresif	1,095.45	1,095.84	1,096.87	1,097.59	1,097.96	1,098.31	1,099.32	1,099.32	1,100.04	1,100.39	1,100.75	1,101.82
17	DUIT	4,783.49	4,783.46	4,783.37	4,783.31	4,783.28	4,783.25	4,783.16	4,783.13	4,783.10	4,783.07	4,783.04	4,782.95
18	First State Arjuna Fund	1,059.13	1,060.81	1,061.46	1,058.99	1,058.44	1,060.58	1,059.12	1,059.11	1,058.90	1,058.92	1,060.02	1,061.39
19	First State Ind. Balanced Fund	1,179.44	1,182.28	1,182.67	1,180.68	1,178.48	1,178.80	1,181.23	1,180.52	1,180.23	1,180.08	1,180.42	1,182.66
20	Fortis Pesona	4,343.86	4,399.25	4,399.91	4,335.05	4,298.13	4,305.16	4,371.81	4,403.46	4,400.57	4,415.97	4,393.04	4,394.97
21	Garuda Satu	3,618.99	3,629.71	3,632.50	3,629.23	3,616.39	3,617.80	3,631.20	3,654.80	3,656.32	3,657.43	3,662.89	3,660.36
22	Investasi Reksa Plus	1,072.49	1,073.72	1,074.01	1,073.27	1,073.19	1,073.07	1,074.74	1,074.74	1,074.25	1,074.18	1,074.72	1,075.78
23	Jisawi Mix	2,001.11	2,015.13	2,016.73	1,999.82	1,995.91	1,996.29	2,008.68	2,011.10	2,009.66	2,011.41	2,006.79	2,012.05
24	Mahanusa Dana Kapital	1,894.73	1,921.62	1,908.62	1,886.43	1,875.55	1,881.97	1,919.91	1,946.85	1,965.98	1,974.81	1,955.86	1,953.04
25	Manulife Dana Campuran	1,854.54	1,868.79	1,868.70	1,850.56	1,839.80	1,842.59	1,854.76	1,857.69	1,854.24	1,855.14	1,852.59	1,853.86
26	Master Berimbang	1,371.44	1,390.65	1,388.84	1,378.41	1,375.10	1,374.08	1,381.51	1,388.24	1,390.03	1,393.16	1,387.71	1,392.95
27	Mega Dana Kombinasi	1,846.68	1,850.74	1,853.37	1,854.80	1,855.16	1,855.48	1,856.88	1,854.60	1,853.62	1,854.11	1,854.73	1,855.86
28	MR.FLEX	2,761.99	2,784.01	2,774.89	2,752.69	2,735.97	2,735.23	2,760.71	2,757.82	2,753.10	2,756.21	2,752.94	2,744.46
29	Portfolio Dinamis Plus	1,161.71	1,001.44	1,165.76	1,163.14	1,161.25	1,161.65	1,164.43	1,162.70	1,162.18	1,162.48	1,160.70	1,161.63
30	Reksa Dana Paramitra Optimum	1,018.86	1,020.16	1,021.19	1,021.07	1,020.93	1,021.22	1,022.78	1,023.66	1,024.11	1,024.37	1,024.82	1,024.34
31	Reksa Dana PNM Syariah	1,564.03	1,568.68	1,572.05	1,567.15	1,567.78	1,567.31	1,573.36	1,575.21	1,574.45	1,575.39	1,572.05	1,572.28
32	Reksa Dana Prima	1,206.91	1,216.84	1,202.55	1,179.60	1,166.26	1,174.41	1,181.44	1,187.00	1,190.57	1,191.93	1,184.38	1,180.59
33	Reksadana DANA TIRTA	1,016.11	1,020.42	1,015.74	1,005.68	999.4	993.55	1,002.00	1,007.57	1,008.86	1,008.67	1,004.90	1,003.85

34	Reksadana PG Synergy	1,207.69	1,208.05	1,209.12	1,209.85	1,210.16	1,210.52	1,211.58	1,211.93	1,212.30	1,212.69	1,213.03	1,214.05
35	SAM Dana Berkembang	3,967.18	3,969.38	3,971.95	3,941.06	3,922.69	3,937.29	3,949.41	3,958.75	3,983.54	4,003.29	3,999.66	4,006.14
36	Schroder Dana Kombinasi	1,053.17	1,053.17	1,057.03	1,050.12	1,046.86	1,045.09	1,049.12	1,048.92	1,047.76	1,048.05	1,049.65	1,049.75
37	Schroder Dana Prestasi	5,808.57	5,872.27	5,875.94	5,781.76	5,739.04	5,757.36	5,818.48	5,847.41	5,838.03	5,858.00	5,843.55	5,857.53
38	Schroder Dana Terpadu	3,723.48	3,746.47	3,752.10	3,711.87	3,694.44	3,701.50	3,724.11	3,737.18	3,733.87	3,745.25	3,741.65	3,741.61
39	Semesta Dana Maxima	1,041.39	1,040.89	1,039.31	1,039.24	1,038.06	1,036.77	1,048.66	1,053.73	1,051.62	1,055.64	1,049.45	1,047.28
40	Si Dana Dinamis	2,175.66	2,192.43	2,001.38	1,985.59	1,976.50	1,978.71	1,993.36	1,999.36	1,997.55	1,997.61	1,992.85	1,997.34
41	Si Dana Fleksi	3,681.52	3,699.80	3,696.58	3,672.32	3,672.16	3,664.13	3,689.62	3,692.48	3,692.59	3,682.41	3,683.24	3,693.24
42	Simas Satu	2,006.08	2,008.38	2,010.37	1,995.82	1,987.98	1,989.05	1,993.70	1,994.27	1,997.89	2,014.05	2,009.71	2,019.25
43	Supra Surya Maxima	1,060.22	1,055.48	1,053.12	1,045.41	1,041.23	1,042.45	1,051.83	1,058.19	1,061.88	1,063.03	1,060.33	1,051.29
44	Tiga Pilar Dana Flexi	1,086.83	1,087.21	1,088.39	1,086.94	1,086.59	1,086.72	1,087.25	1,087.40	1,087.44	1,088.48	1,087.70	1,090.44
45	Trimegah Dana Kombinasi	2,085.78	2,108.07	2,104.94	2,082.33	2,069.99	2,071.71	2,089.51	2,098.56	2,099.16	2,103.12	2,009.10	2,104.56



	Reksadana Pendapatan Tetap	19-Jul-05	20-Jul-05	21-Jul-05	22-Jul-05	25-Jul-05	26-Jul-05	27-Jul-05	28-Jul-05	29-Jul-05
1	AA Investa Reksa Dollar(Rp)	1,311.61	1,315.43	1,314.31	1,307.16	1,313.61	1,315.17	1,316.05	1,316.26	1,315.67
2	AA Investa Reksa Dollar(USD)	0.13380	0.13382	0.13384	0.13386	0.13391	0.13393	0.13395	0.13397	0.13399
3	AA-MAN Optima	1,044.54	1,044.84	1,045.13	1,045.40	1,046.22	1,046.50	1,046.78	1,047.04	1,047.30
4	AA-MAN Pendapatan Tetap	1,119.71	1,118.64	1,119.63	1,118.81	1,119.45	1,119.58	1,119.75	1,119.81	1,119.27
5	AAA Bond Fund	1,272.09	1,272.47	1,272.96	1,273.30	1,274.29	1,274.61	1,274.94	1,275.27	1,275.60
6	ABN Amro Dana Dollar AS (USD)	0.2608	0.2608	0.2608	0.2608	0.2609	0.2609	0.2609	0.2609	0.2609
7	ABN Amro Dana Dollar AS(NAB Indikasi)	2,556.86	2,563.95	2,561.38	2,547.08	2,558.95	2,561.59	2,562.94	2,562.98	2,561.46
8	ABN Amro Dana Hasil Berkala	1,334.62	1,334.19	1,334.74	1,334.91	1,334.49	1,334.73	1,334.85	1,334.27	1,333.61
9	ABN Amro Dana Pendapatan Tetap	1,043.85	1,043.39	1,042.88	1,042.39	1,041.00	1,040.60	1,040.53	1,040.47	1,040.41
10	Bahana Dana Arjuna	1,089.76	1,090.08	1,091.64	1,091.95	1,092.72	1,093.27	1,094.38	1,095.07	1,094.81
11	Batasa Pendapatan Tetap	1,195.32	1,195.68	1,196.16	1,196.86	1,198.32	1,198.83	1,199.57	1,199.38	1,200.25
12	Berlian	1,265.15	1,265.76	1,265.73	1,264.48	1,267.69	1,267.65	1,267.86	1,268.28	1,268.22
13	BIG Dana Likuid	1,633.29	1,633.61	1,634.21	1,634.62	1,636.04	1,636.52	1,636.87	1,637.30	1,637.48
14	BNI Dana Berbunga Dua	1,634.62	1,635.06	1,635.76	1,636.21	1,637.74	1,638.16	1,638.61	1,639.22	1,639.66
15	BNI Dana Lancar	1,482.68	1,482.89	1,483.13	1,483.37	1,484.24	1,484.53	1,484.82	1,485.09	1,485.37
16	BNI Dana Plus	1,381.48	1,381.80	1,382.12	1,382.44	1,383.51	1,383.82	1,384.14	1,384.44	1,384.76
17	BNI Dana Syariah	1,162.45	1,162.83	1,162.97	1,163.77	1,164.41	1,165.45	1,164.87	1,165.60	1,166.26
18	Brahma MAXIMA	1,125.06	1,126.01	1,130.14	1,130.16	1,128.87	1,131.81	1,131.51	1,131.16	1,131.04
19	Brent Dana Tetap	1,127.12	1,127.41	1,127.70	1,127.99	1,128.92	1,129.23	1,129.54	1,129.84	1,130.14
20	Brivestama Pasti	1,188.20	1,186.13	1,187.56	1,185.74	1,188.80	1,188.53	1,186.41	1,187.38	1,184.69
21	CAM Dana Mantap	1,201.97	1,201.53	1,201.81	1,202.42	1,203.29	1,204.00	1,203.50	1,203.33	1,203.54
22	Citireksadana Rupiah Plus	1,113.56	1,113.29	1,114.32	1,114.01	1,115.17	1,116.12	1,115.65	1,115.15	1,114.16
23	Corfina Rupiah Plus	935.55	939.2	939.71	939.64	940.43	940.46	940.47	940.31	940.35
24	CorfinaCapital Pendapatan Tetap	1,136.72	1,138.03	1,132.36	1,132.58	1,132.41	1,132.32	1,134.19	1,130.95	1,129.47
25	Dana Likuid Kombinasi	1,076.08	1,076.32	1,076.60	1,076.83	1,077.68	1,077.92	1,078.18	1,078.44	1,078.69
26	Dana Pasti	1,323.09	1,323.44	1,323.79	1,324.13	1,325.15	1,325.49	1,325.83	1,326.17	1,326.48
27	Dana Sejahtera Optima	1,145.67	1,145.78	1,145.87	1,145.95	1,146.75	1,147.23	1,147.41	1,147.43	1,147.20
28	Dana Tetap Arjuna	1,003.91	1,003.63	1,004.07	1,004.17	1,005.45	1,005.95	1,004.76	1,004.69	1,004.46
29	Dana Tetap Instan	1,062.76	1,060.57	1,067.74	1,050.42	1,053.90	1,053.05	1,053.37	1,053.80	1,052.41
30	Dana Tetap Optima	1,241.12	1,241.40	1,241.69	1,241.98	1,242.93	1,243.25	1,243.56	1,243.88	1,244.23
31	Danamas Dollar(Rp)	10,277.87	10,307.31	10,297.95	10,241.41	10,292.00	10,303.62	10,310.01	10,311.15	10,305.99
32	Danamas Dollar(US\$)	1.048442	1.048557	1.048672	1.048788	1.049134	1.049249	1.049365	1.049481	1.049597
33	Danamas Mantap	1,483.78	1,484.29	1,484.81	1,485.33	1,486.86	1,487.38	1,487.89	1,488.40	1,488.92
34	Danamas Pasti	1,284.13	1,284.48	1,284.83	1,285.19	1,286.25	1,286.60	1,286.96	1,287.31	1,287.67
35	Danareksa Gebyar Indonesia	1,240.09	1,237.73	1,238.18	1,239.57	1,240.50	1,242.41	1,240.56	1,240.60	1,240.23
36	Dollar Plus(Rp)	1,258.11	1,258.16	1,255.77	1,255.82	1,254.11	1,257.94	1,256.45	1,259.70	1,256.17
37	Dollar Plus(US\$)	0.12813	0.12814	0.12814	0.12815	0.12816	0.12817	0.12817	0.12818	0.12818
38	Dompot Dhuafa-BTS Syariah	1,086.55	1,087.09	1,088.34	1,088.56	1,089.64	1,090.63	1,090.75	1,091.45	1,092.51
39	EKOFIX	1,167.68	1,167.32	1,168.27	1,168.09	1,169.57	1,169.34	1,169.40	1,169.50	1,169.62
40	First State Ind. Bond Fund	1,106.66	1,101.51	1,101.50	1,103.58	1,104.35	1,106.00	1,104.65	1,103.72	1,103.37
41	Fortis Lestari Dua	1,146.74	1,147.33	1,148.87	1,147.42	1,149.06	1,149.40	1,148.45	1,145.50	1,145.16


42	Ganesha Abadi	1,160.47	1,158.22	1,157.82	1,159.21	1,158.52	1,159.12	1,159.63	1,159.69	1,160.05
43	GK Goh Rupiah	1,190.74	1,190.98	1,192.01	1,191.67	1,192.95	1,193.14	1,192.54	1,192.76	1,192.26
44	GKGoh Dollar(Rp)	1,265.00	1,269.00	1,267.73	1,260.52	1,265.81	1,267.23	1,267.91	1,267.95	1,268.32
45	GKGoh Dollar(USD)	0.12904	0.12909	0.12910	0.12909	0.12905	0.12905	0.12905	0.12905	0.12917
46	GMT Dana Pasti	1,350.62	1,350.72	1,351.11	1,351.65	1,353.35	1,353.81	1,354.77	1,354.91	1,355.73
47	Indovest Dana Obligasi	2,299.37	2,299.93	2,300.37	2,300.81	2,302.38	2,303.04	2,303.46	2,303.93	2,304.27
48	Investasi Reksa Premium	1,071.81	1,072.08	1,072.35	1,072.62	1,073.41	1,073.68	1,073.95	1,074.21	1,074.48
49	ITB-Niaga	1,182.88	1,183.33	1,183.28	1,183.60	1,184.53	1,185.00	1,185.51	1,185.71	1,185.95
50	Jisawi Fix Plus	1,307.28	1,307.09	1,307.86	1,307.42	1,310.14	1,310.70	1,311.00	1,310.91	1,311.69
51	LIPPO Dana Mantap	1,367.50	1,364.25	1,367.54	1,365.60	1,369.10	1,369.66	1,366.69	1,367.50	1,364.05
52	Mahanusa Dana Optimum	1,134.80	1,134.36	1,135.38	1,134.99	1,136.67	1,136.42	1,136.36	1,136.64	1,136.33
53	Mahanusa Dana Stabil	1,015.50	1,016.70	1,017.77	1,016.38	1,018.74	1,019.40	1,019.09	1,019.56	1,015.04
54	Mahanusa Obligasi Negara	1,148.20	1,148.65	1,149.05	1,148.18	1,150.03	1,150.32	1,149.83	1,149.43	1,148.99
55	Mandiri Investa Dollar AS (Rp)	1,122.55	1,124.81	1,123.46	1,118.09	1,116.98	1,115.36	1,112.08	1,111.71	1,110.74
56	Mandiri Investa Dollar AS (USD)	0.1145	0.1144	0.1144	0.1145	0.1139	0.1136	0.1132	0.1132	0.1131
57	Manulife Obligasi Negara Indonesia	1,141.84	1,140.36	1,143.10	1,138.50	1,142.46	1,141.71	1,141.76	1,142.10	1,130.63
58	Manulife Obligasi Unggulan	1,145.48	1,145.44	1,147.50	1,146.97	1,148.71	1,148.46	1,149.31	1,147.17	1,146.70
59	Manulife Obligasi Variabel Negara	1,104.42	1,104.44	1,105.68	1,104.98	1,107.64	1,105.88	1,105.30	1,105.40	1,105.07
60	Manulife Pendapatan Bulanan	998.64	998.11	999.81	997.34	1,001.15	1,000.29	1,000.29	1,000.92	999.53
61	Master Pundi	1,257.81	1,257.66	1,257.32	1,257.37	1,257.96	1,258.17	1,258.33	1,258.38	1,258.52
62	MR BOND	1,288.94	1,289.55	1,289.82	1,290.17	1,290.95	1,291.15	1,291.89	1,292.11	1,292.48
63	Niaga Pendapatan Tetap B	1,407.80	1,408.47	1,408.50	1,408.85	1,409.83	1,410.39	1,410.74	1,410.92	1,411.18
64	Niaga Pendapatan Tetap C	1,058.97	1,059.25	1,059.22	1,059.54	1,060.36	1,060.92	1,061.28	1,061.47	1,061.66
65	Niaga Smart Fund	1,213.85	1,214.47	1,211.34	1,207.94	1,215.29	1,215.80	1,213.46	1,215.74	1,216.71
66	Nikko Bond Nusantara	1,354.53	1,354.65	1,355.12	1,355.70	1,356.80	1,357.13	1,357.64	1,357.80	1,358.19
67	Nikko Bunga Nusantara	1,354.19	1,354.07	1,354.20	1,354.54	1,355.68	1,355.72	1,355.62	1,355.85	1,356.17
68	Nikko Gebyar Indonesia	1,229.39	1,224.84	1,225.29	1,226.96	1,228.07	1,229.65	1,228.07	1,227.72	1,226.96
69	Nikko Indah Nusantara	1,583.57	1,584.06	1,584.82	1,585.47	1,586.97	1,587.38	1,588.23	1,588.38	1,588.68
70	Nikko Swarnadwipa	1,221.89	1,221.95	1,222.55	1,222.13	1,223.61	1,223.61	1,223.34	1,223.97	1,223.06
71	Nikko Tron	1,531.21	1,531.38	1,531.73	1,532.32	1,533.67	1,534.19	1,534.85	1,534.90	1,535.53
72	NISP DANA MANTAB	1,000.00	1,000.00	1,000.00	1,000.00	1,000.00	1,000.00	1,000.00	1,000.00	1,000.00
73	NISP Dana Tetap	1,416.62	1,416.97	1,417.32	1,417.64	1,418.54	1,418.93	1,419.33	1,419.74	1,420.14
74	Optima Fund	1,045.33	1,048.41	1,048.51	1,048.96	1,049.04	1,049.01	1,049.83	1,031.36	1,030.56
75	Optima Obligasi	1,238.19	1,238.73	1,239.20	1,239.31	1,240.97	1,241.44	1,241.97	1,242.48	1,243.37
76	Panin Dana Optima	1,402.42	1,402.45	1,402.47	1,402.50	1,402.58	1,402.59	1,402.62	1,402.64	1,402.67
77	Panin Dana Utama Plus	1,379.66	1,380.01	1,380.38	1,380.73	1,381.76	1,382.10	1,382.44	1,382.77	1,383.12
78	Panin Gebyar Indonesia	1,245.83	1,246.11	1,247.23	1,246.43	1,249.72	1,249.52	1,248.79	1,248.43	1,246.94
79	Paramitra Platinum	1,285.23	1,285.64	1,286.04	1,286.40	1,287.58	1,287.61	1,287.94	1,288.28	1,288.70
80	Pavillion Dana Anugrah	1,056.67	1,056.52	1,054.97	1,055.21	1,055.77	1,055.95	1,056.16	1,054.49	1,054.56
81	Pendapatan Tetap Abadi	1,234.09	1,234.19	1,234.27	1,234.76	1,235.58	1,236.16	1,236.24	1,236.25	1,236.39
82	Pendapatan Tetap Abadi 2	1,133.63	1,133.74	1,133.84	1,133.93	1,134.82	1,135.17	1,135.26	1,135.54	1,135.64
83	Pendapatan Tetap Sentosa	1,113.58	1,113.79	1,113.88	1,114.23	1,115.36	1,115.93	1,117.70	1,119.06	1,118.83
84	PERMATAINVES	1,181.33	1,181.43	1,182.71	1,182.24	1,184.28	1,184.44	1,184.49	1,184.92	1,183.41
85	Phinisi Dana Tetap Pemerintah	1,697.29	1,696.55	1,699.09	1,696.53	1,701.50	1,700.53	1,700.04	1,700.21	1,697.91



86	Platinum Tetap	1,128.47	1,123.35	1,123.39	1,125.78	1,126.32	1,128.03	1,126.74	1,125.77	1,125.86
87	Premier Dinamis	1,152.73	1,152.43	1,152.14	1,151.84	1,150.95	1,150.65	1,150.36	1,150.06	1,149.76
88	Premier Optima	1,477.08	1,480.59	1,486.78	1,491.18	1,490.43	1,494.66	1,497.39	1,500.18	1,502.16
89	Premier Stabil	1,119.91	1,119.63	1,119.63	1,119.08	1,118.25	1,117.98	1,117.70	1,117.42	1,117.15
90	Prestasi Gebyar Indonesia	1,130.38	1,129.63	1,131.10	1,129.35	1,132.00	1,131.13	1,130.58	1,130.29	1,129.37
91	Prime Fund	994.42	994.61	994.86	994.97	995.76	995.9	995.99	996.08	996.13
92	Pundi Reksa Dolar(Rp)	1,291.04	1,294.76	1,293.62	1,286.54	1,292.94	1,294.43	1,295.24	1,295.40	1,294.77
93	Pundi Reksa Dolar(US\$)	0.131699	0.131716	0.131734	0.131751	0.131799	0.131816	0.131832	0.131848	0.131864
94	Pundi Reksa Rupiah	1,224.03	1,224.42	1,224.76	1,225.11	1,226.11	1,226.57	1,227.03	1,227.24	1,227.46
95	Reksa Dana Gajah Mada	1,495.60	1,496.19	1,496.74	1,497.23	1,498.49	1,499.45	1,499.87	1,500.34	1,500.59
96	Reksa Dana Nikko Cemerlang Nusantara	1,099.98	1,100.07	1,100.44	1,100.00	1,101.41	1,101.74	1,102.00	1,107.84	1,108.36
97	Reksa Dana PNM Amanah Syariah	1,092.93	1,093.47	1,093.77	1,094.35	1,094.65	1,094.92	1,095.39	1,095.74	1,096.13
98	Reksa Dana PNM Dana Sejahtera	1,746.10	1,746.86	1,746.68	1,749.52	1,750.15	1,750.67	1,751.27	1,748.84	1,751.95
99	Reksa Dana Prima Reksa	1,423.51	1,423.72	1,423.92	1,424.13	1,424.75	1,424.95	1,425.16	1,425.37	1,425.58
100	Reksa Dana Prima Reksa Pdpt Tetap	1,018.48	1,018.48	1,018.49	1,018.49	1,018.50	1,018.50	1,018.51	1,018.51	1,018.51
101	Reksa Panin	1,403.26	1,403.52	1,403.78	1,404.04	1,404.83	1,405.09	1,405.35	1,405.61	1,405.87
102	Reksa V-Plus	1,525.02	1,530.56	1,531.16	1,534.33	1,534.53	1,534.81	1,535.41	1,508.53	1,507.96
103	REKSA V-PLUS 2	1,173.43	1,173.81	1,174.80	1,173.77	1,176.31	1,175.79	1,174.82	1,175.24	1,174.64
104	Reksadana Buana 88 Pendapatan Tetap	1,173.43	1,362.67	1,363.46	1,362.90	1,364.37	1,364.49	1,363.31	1,361.22	1,360.63
105	Reksadana ORI	1,251.91	1,252.43	1,253.12	1,253.63	1,254.70	1,255.20	1,255.50	1,256.00	1,256.29
106	Reksadana Pdpt Tetap Bunga Bangsa	1,294.91	1,295.19	1,295.96	1,296.23	1,297.16	1,297.54	1,297.83	1,297.87	1,298.26
107	Reksadana RIDO DUA	1,263.64	1,264.14	1,264.72	1,265.26	1,266.23	1,266.66	1,266.96	1,267.44	1,268.17
108	Samuel Dana Pasti	1,242.16	1,242.59	1,243.79	1,244.28	1,245.22	1,245.50	1,245.97	1,246.20	1,246.63
109	Schroder Dana Andalan	1,034.21	1,033.31	1,035.28	1,034.42	1,036.38	1,036.76	1,036.71	1,036.79	1,034.82
110	Schroder Dana Mantap Plus	1,282.93	1,282.00	1,283.57	1,281.14	1,284.09	1,283.63	1,282.67	1,281.85	1,280.10
111	Semesta Obligasi Indonesia	1,036.61	1,039.84	1,041.58	1,040.66	1,042.33	1,042.19	1,041.81	1,042.50	1,039.35
112	Si Dana Obligasi Plus	1,141.76	1,142.02	1,142.30	1,143.40	1,144.26	1,144.28	1,145.38	1,145.73	1,146.01
113	SiDana Obligasi Prima	1,226.39	1,226.69	1,226.97	1,227.30	1,228.01	1,228.02	1,228.98	1,229.18	1,229.54
114	Sulut Fund Stabil	1,296.19	1,296.52	1,297.57	1,297.66	1,298.53	1,298.67	1,298.90	1,299.03	1,299.30
115	Surya	1,073.49	1,073.84	1,073.98	1,074.42	1,075.24	1,075.82	1,076.25	1,076.58	1,076.89
116	Telur Emas	1,281.23	1,281.34	1,281.70	1,282.17	1,283.24	1,283.64	1,284.10	1,284.44	1,284.84
117	Tiga Pilar Dana Tetap	1,051.44	1,051.36	1,051.87	1,051.83	1,052.99	1,052.88	1,053.00	1,053.26	1,053.23
118	Trimegah Dana Tetap	1,618.44	1,618.87	1,619.29	1,619.72	1,621.00	1,621.42	1,621.84	1,622.26	1,622.68
119	Yudistira	109.29	109.18	109.7	109.7	109.19	110.73	110.22	110.22	109.2
	<b>Reksadana Saham</b>	<b>19-Jul-05</b>	<b>20-Jul-05</b>	<b>21-Jul-05</b>	<b>22-Jul-05</b>	<b>25-Jul-05</b>	<b>26-Jul-05</b>	<b>27-Jul-05</b>	<b>28-Jul-05</b>	<b>29-Jul-05</b>
1	ABN Amro Dana Saham	2,220.25	2,228.35	2,259.68	2,276.71	2,268.40	2,274.40	2,270.58	2,280.75	2,278.75
2	Arjuna	581.13	581.21	581.33	579.4	579.46	579.52	579.53	600.63	601.68
3	Bahana Dana Prima	3,652.42	3,659.08	3,721.65	3,748.84	3,731.93	3,772.75	3,783.84	3,791.00	3,789.49
4	BIG Nusantara	602.74	605.83	607.91	606.37	604.24	607.17	611.21	611.35	608.7
5	Bima	582.37	582.74	583.22	583.84	583.49	583.8	583.54	583.65	583.47
6	BNI Dana Berkembang	1,708.61	1,702.04	1,726.41	1,737.07	1,739.16	1,755.19	1,758.66	1,758.51	1,748.27
7	CitiReksaDana Ekuitas	3,157.42	3,202.84	3,262.24	3,278.58	3,248.63	3,303.81	3,315.89	3,319.21	3,320.68
8	Dana Sentosa	1,298.42	1,301.63	1,307.80	1,311.13	1,285.04	1,320.97	1,325.66	1,323.18	1,324.24
9	Danareksa Mawar	2,100.54	2,121.54	2,152.94	2,171.17	2,159.55	2,183.14	2,178.97	2,192.43	2,195.61

10	Manulife Dana Saham	2,483.11	2,515.59	2,560.81	2,581.48	2,570.13	2,606.19	2,608.26	2,616.82	2,625.07
11	Master Dinamis	1,333.11	1,343.69	1,353.41	1,371.15	1,364.92	1,373.61	1,369.04	1,375.96	1,371.60
12	Nikko Saham Nusantara	945.02	945.1	945.43	949.73	949.48	959.29	962.28	956.69	954.1
13	Panin Dana Maksima	7,188.17	7,212.52	7,257.41	7,466.62	7,488.09	7,539.61	7,392.68	7,396.63	7,423.76
14	Phinisi Dana Saham	4,447.25	4,507.44	4,585.80	4,625.43	4,605.98	4,663.68	4,667.79	4,686.02	4,699.25
15	Platinum Saham	1,894.81	1,898.51	1,917.68	1,940.35	1,937.25	1,940.24	1,946.07	1,951.76	1,957.69
16	Rencana Cerdas	2,898.50	2,943.16	2,982.12	3,003.65	2,996.67	3,026.83	3,030.93	3,052.97	3,056.36
17	Schroder Dana Istimewa	1,200.56	1,210.10	1,226.05	1,240.90	1,239.69	1,251.20	1,249.04	1,259.96	1,264.07
18	Schroder Dana Prestasi Plus	5,445.97	5,497.95	5,576.15	5,626.18	5,601.11	5,662.43	5,651.03	5,689.59	5,702.58
19	Si Dana Saham	9,999.06	10,122.71	10,265.37	10,361.87	10,306.77	10,438.54	10,429.59	10,513.35	10,535.33
	<b>Reksadana Campuran</b>	<b>19-Jul-05</b>	<b>20-Jul-05</b>	<b>21-Jul-05</b>	<b>22-Jul-05</b>	<b>25-Jul-05</b>	<b>26-Jul-05</b>	<b>27-Jul-05</b>	<b>28-Jul-05</b>	<b>29-Jul-05</b>
1	AAA Balanced Fund	1,353.49	1,357.81	1,360.68	1,358.37	1,363.85	1,368.47	1,369.95	1,372.40	1,374.34
2	AAA Syariah Fund	1,172.85	1,173.68	1,174.33	1,174.61	1,175.53	1,176.92	1,176.79	1,177.20	1,177.59
3	Bahana Dana Infrastruktur	2,120.28	2,120.05	2,155.21	2,176.99	2,164.89	2,192.31	2,195.09	2,193.06	2,187.21
4	Bahana Dana Selaras	2,058.04	2,057.37	2,079.04	2,095.54	2,086.52	2,101.65	2,102.43	2,103.97	2,098.85
5	Bangun Indonesia	1,625.71	1,623.89	1,625.08	1,629.52	1,630.64	1,633.51	1,636.27	1,636.84	1,636.83
6	Batasa Syariah	1,269.37	1,270.01	1,270.34	1,271.16	1,271.99	1,273.32	1,272.65	1,273.62	1,274.19
7	BIG Palapa	797.1	796.77	798.65	799.75	801.53	801.22	805.3	803.32	804.96
8	BNI Dana Fleksible	1,633.54	1,630.33	1,641.52	1,644.86	1,643.69	1,649.44	1,646.82	1,652.07	1,649.67
9	BNI Dana Plus Syariah	1,160.12	1,160.35	1,160.65	1,161.50	1,162.11	1,163.12	1,162.70	1,163.46	1,164.06
10	Brahma OPTIMA	1,233.92	1,232.92	1,238.69	1,238.12	1,236.08	1,239.98	1,239.28	1,239.04	1,239.18
11	BSM Investa Berimbang	1,072.41	1,072.88	1,072.88	1,073.86	1,074.61	1,074.99	1,075.00	1,075.56	1,075.86
12	Dana Investa Bersama(*)	1,055.25	1,058.64	1,064.26	1,070.90	1,068.84	1,072.00	1,071.22	1,074.60	1,073.18
13	Dana Selaras Dinamis	1,218.69	1,218.39	1,222.82	1,222.67	1,222.51	1,225.06	1,227.06	1,226.90	1,227.02
14	Danareksa Anggrek	1,849.43	1,862.41	1,887.50	1,906.87	1,897.52	1,917.67	1,915.48	1,924.28	1,925.27
15	Danareksa Syariah Berimbang	1,721.60	1,736.02	1,760.41	1,782.37	1,772.64	1,788.27	1,788.04	1,793.27	1,791.67
16	Dhanawibawa Progresif	1,102.18	1,102.54	1,103.79	1,103.85	1,104.29	1,104.43	1,105.33	1,105.65	1,106.04
17	DUIT	4,782.92	4,782.89	4,782.86	4,782.83	4,782.74	4,782.71	4,782.68	4,782.65	4,782.62
18	First State Arjuna Fund	1,062.24	1,062.63	1,063.93	1,064.16	1,064.78	1,065.88	1,065.66	1,065.53	1,065.41
19	First State Ind. Balanced Fund	1,184.19	1,184.15	1,187.80	1,188.46	1,188.99	1,191.94	1,191.22	1,191.84	1,192.81
20	Fortis Pesona	4,409.35	4,431.58	4,503.05	4,545.24	4,538.01	4,586.84	4,587.13	4,604.72	4,610.34
21	Garuda Satu	3,667.04	3,675.90	3,685.06	3,689.06	3,693.13	3,695.73	3,701.60	3,703.19	3,702.51
22	Investasi Reksa Plus	1,076.99	1,077.16	1,079.54	1,079.09	1,080.24	1,079.87	1,079.79	1,080.19	1,079.08
23	Jisawi Mix	2,016.20	2,029.40	2,046.68	2,059.08	2,055.50	2,069.24	2,070.41	2,068.29	2,071.90
24	Mahanusa Dana Kapital	1,971.52	1,969.60	2,000.75	2,024.22	2,019.49	2,027.81	2,033.33	2,038.80	2,042.12
25	Manulife Dana Campuran	1,859.16	1,874.61	1,895.29	1,904.31	1,900.21	1,915.58	1,917.35	1,921.21	1,923.15
26	Master Berimbang	1,392.99	1,396.87	1,405.72	1,418.17	1,412.89	1,416.73	1,414.31	1,419.82	1,412.10
27	Mega Dana Kombinasi	1,856.66	1,857.14	1,858.92	1,863.56	1,865.53	1,868.32	1,869.97	1,871.81	1,872.78
28	MR.FLEX	2,745.98	2,778.10	2,792.96	2,808.22	2,797.59	2,807.91	2,812.83	2,827.15	2,798.89
29	Portfolio Dinamis Plus	1,162.25	1,164.41	1,165.30	1,167.34	1,165.90	1,167.75	1,166.67	1,168.72	1,168.34
30	Reksa Dana Paramitra Optimum	1,023.79	1,024.66	1,025.37	1,026.43	1,027.09	1,025.95	1,026.80	1,029.42	1,027.51
31	Reksa Dana PNM Syariah	1,574.08	1,575.37	1,579.87	1,584.74	1,583.39	1,586.42	1,584.67	1,583.51	1,586.37
32	Reksa Dana Prima	1,183.87	1,186.39	1,191.07	1,190.88	1,196.03	1,201.67	1,210.38	1,206.37	1,208.42
33	Reksadana DANA TIRTA	1,006.98	1,009.17	1,012.97	1,010.20	1,007.42	1,011.90	1,016.62	1,009.78	1,008.83

34	Reksadana PG Synergy	1,214.42	1,214.79	1,215.17	1,215.55	1,216.62	1,216.98	1,217.33	1,217.67	1,218.03
35	SAM Dana Berkembang	4,008.21	3,998.08	4,028.42	4,033.12	4,055.23	4,052.58	4,080.12	4,059.03	4,079.14
36	Schroder Dana Kombinasi	1,051.76	1,054.19	1,058.73	1,061.11	1,061.29	1,063.51	1,061.81	1,064.87	1,064.09
37	Schroder Dana Prestasi	5,868.08	5,920.22	5,994.20	6,044.87	6,019.73	6,078.87	6,064.77	6,101.12	6,110.61
38	Schroder Dana Terpadu	3,750.02	3,761.51	3,797.29	3,815.40	3,812.38	3,828.00	3,822.14	3,841.82	3,837.35
39	Semesta Dana Maxima	1,047.84	1,039.20	1,050.68	1,049.90	1,055.35	1,055.94	1,058.97	1,061.09	1,061.67
40	Si Dana Dinamis	1,998.50	2,012.51	2,033.59	2,047.13	2,039.90	2,057.02	2,057.04	2,066.99	2,070.02
41	Si Dana Fleksi	3,704.13	3,725.44	3,750.09	3,774.00	3,757.52	3,774.34	3,781.81	3,776.56	3,776.21
42	Simas Satu	2,018.72	2,018.83	2,022.09	2,020.27	2,022.84	2,022.61	2,025.83	2,025.01	2,025.69
43	Supra Surya Maxima	1,054.42	1,052.42	1,061.86	1,064.52	1,069.21	1,072.08	1,074.65	1,064.54	1,066.78
44	Tiga Pilar Dana Flexi	1,091.50	1,093.01	1,095.79	1,092.94	1,094.06	1,094.71	1,097.04	1,096.92	1,099.70
45	Trimegah Dana Kombinasi	2,107.93	2,121.46	2,142.83	2,161.12	2,151.86	2,167.82	2,165.94	2,170.99	2,171.70



**Data perkembangan NAB bulan Agustus 2005**

	<b>Reksadana Pendapatan Tetap</b>	<b>29-Jul-05</b>	<b>01-Aug-05</b>	<b>02-Aug-05</b>	<b>03-Aug-05</b>	<b>04-Aug-05</b>	<b>05-Aug-05</b>	<b>08-Aug-05</b>	<b>09-Aug-05</b>	<b>10-Aug-05</b>	<b>11-Aug-05</b>	<b>12-Aug-05</b>	<b>15-Aug-05</b>
1	AA Investa Reksa Dollar(Rp)	1,315.67	1,313.03	1,310.83	1,307.95	1,307.09	1,305.69	1,308.81	1,311.51	1,313.07	1,308.58	1,316.85	1,319.96
2	AA Investa Reksa Dollar(USD)	0.13399	0.13404	0.13406	0.13408	0.13410	0.13412	0.13417	0.13417	0.13419	0.13421	0.13424	0.13428
3	AA-MAN Optima	1,047.30	1,047.86	1,048.14	1,048.43	1,048.71	1,048.99	1,049.80	1,050.08	1,050.08	1,050.65	1,050.94	1,051.75
4	AA-MAN Pendapatan Tetap	1,119.27	1,118.16	1,118.13	1,114.44	1,112.20	1,112.50	1,110.30	1,109.42	1,106.75	1,104.04	1,101.49	1,100.40
5	AAA Bond Fund	1,275.60	1,276.27	1,276.62	1,276.96	1,277.29	1,277.62	1,278.64	1,278.97	1,279.34	1,279.68	1,280.02	1,281.09
6	ABN Amro Dana Dollar AS (USD)	0.2609	0.2609	0.2609	0.2609	0.2609	0.2609	0.2609	0.2609	0.2609	0.2609	0.2609	0.2609
7	ABN Amro Dana Dollar AS(NAB Indikasi)	2,561.46	2,555.60	2,550.93	2,544.89	2,542.84	2,539.76	2,545.11	2,550.37	2,553.03	2,543.94	2,559.56	2,564.72
8	ABN Amro Dana Hasil Berkala	1,333.61	1,332.08	1,332.18	1,332.40	1,331.75	1,331.45	1,330.85	1,331.09	1,330.46	1,329.88	1,329.88	1,329.01
9	ABN Amro Dana Pendapatan Tetap	1,040.41	1,040.03	1,039.98	1,039.95	1,039.89	1,039.85	1,039.90	1,037.46	1,037.35	1,037.27	1,037.20	1,037.60
10	Bahana Dana Arjuna	1,094.81	1,095.35	1,096.32	1,096.79	1,096.91	1,096.69	1,095.95	1,096.88	1,098.14	1,099.18	1,096.40	1,093.89
11	Batasa Pendapatan Tetap	1,200.25	1,201.14	1,201.94	1,202.23	1,202.60	1,203.08	1,205.24	1,205.90	1,206.42	1,206.67	1,206.95	1,207.74
12	Berlian	1,268.22	1,270.66	1,270.72	1,269.80	1,269.28	1,274.54	1,270.09	1,270.05	1,268.83	1,268.93	1,275.65	1,276.82
13	BIG Dana Likuid	1,637.48	1,637.54	1,637.67	1,637.83	1,637.90	1,638.43	1,639.59	1,640.18	1,640.24	1,641.04	1,642.01	1,642.47
14	BNI Dana Berbunga Dua	1,639.66	1,641.03	1,641.48	1,641.93	1,642.39	1,642.84	1,644.12	1,644.57	1,645.04	1,645.53	1,645.78	1,646.69
15	BNI Dana Lancar	1,485.37	1,486.13	1,486.43	1,486.73	1,487.02	1,487.26	1,488.17	1,488.48	1,488.80	1,489.09	1,489.39	1,490.52
16	BNI Dana Plus	1,384.76	1,385.71	1,386.02	1,386.42	1,386.73	1,387.12	1,388.14	1,388.46	1,388.82	1,388.98	1,389.14	1,389.96
17	BNI Dana Syariah	1,166.26	1,167.66	1,167.84	1,168.42	1,169.10	1,169.06	1,170.02	1,170.61	1,171.22	1,171.03	1,171.62	1,172.97
18	Brahma MAXIMA	1,131.04	1,126.89	1,125.82	1,125.77	1,123.25	1,123.33	1,109.45	1,104.91	1,100.70	1,095.33	1,089.13	1,088.78
19	Brent Dana Tetap	1,130.14	1,131.04	1,131.33	1,131.62	1,131.91	1,132.19	1,133.05	1,133.34	1,133.65	1,133.94	1,134.23	1,135.11
20	Brivestama Pasti	1,184.69	1,184.59	1,182.56	1,181.69	1,178.58	1,178.49	1,177.15	1,176.40	1,174.92	1,173.35	1,173.09	1,171.26
21	CAM Dana Mantap	1,203.54	1,204.29	1,204.58	1,205.24	1,205.26	1,205.49	1,206.35	1,206.80	1,207.30	1,207.42	1,207.84	1,208.49
22	Citireksadana Rupiah Plus	1,114.16	1,114.09	1,113.92	1,113.47	1,114.48	1,114.17	1,113.70	1,113.62	1,112.40	1,112.47	1,111.54	1,111.71
23	Corfina Rupiah Plus	940.35	940.06	939.82	939.94	939.87	940.71	940.63	940.83	940.58	940.6	940.54	939.92
24	CorfinaCapital Pendapatan Tetap	1,129.47	1,127.33	1,127.02	1,126.89	1,131.85	1,127.04	1,126.06	1,125.54	1,124.19	1,124.79	1,120.73	1,121.87
25	Dana Likuid Kombinasi	1,078.69	1,079.40	1,079.65	1,079.89	1,080.14	1,080.38	1,081.13	1,081.37	1,081.62	1,081.89	1,082.13	1,082.95
26	Dana Pasti	1,326.48	1,327.10	1,327.36	1,327.71	1,328.11	1,328.46	1,329.58	1,329.05	1,330.15	1,330.38	1,330.76	1,331.77
27	Dana Sejahtera Optima	1,147.20	1,147.71	1,148.14	1,148.18	1,148.23	1,148.39	1,148.80	1,149.43	1,150.05	1,150.58	1,150.85	1,152.34
28	Dana Tetap Arjuna	1,004.46	1,003.78	1,002.36	1,001.33	1,001.07	1,001.01	999.46	999.43	996.76	995.87	994.53	994.13
29	Dana Tetap Instan	1,052.41	1,050.10	1,048.16	1,046.24	1,046.30	1,046.30	1,045.43	1,045.59	1,042.14	1,046.55	1,039.78	1,044.15
30	Dana Tetap Optima	1,244.23	1,245.24	1,245.56	1,245.86	1,245.99	1,246.28	1,247.15	1,247.46	1,247.27	1,247.58	1,247.97	1,248.93
31	Danamas Dollar(Rp)	10,305.99	10,285.26	10,267.49	10,244.47	10,237.20	10,225.73	10,250.11	10,272.26	10,283.90	10,248.27	10,312.47	10,336.90
32	Danamas Dollar(US\$)	1.04960	1.04995	1.05006	1.05012	1.05029	1.05041	1.05076	1.05087	1.05099	1.05111	1.05122	1.05157
33	Danamas Mantap	1,488.92	1,490.45	1,490.96	1,491.47	1,491.98	1,492.49	1,494.02	1,494.54	1,495.05	1,495.57	1,496.09	1,497.64
34	Danamas Pasti	1,287.67	1,288.73	1,289.09	1,289.44	1,289.80	1,290.16	1,291.22	1,291.58	1,291.93	1,292.28	1,292.64	1,293.70
35	Danareksa Gebyar Indonesia	1,240.23	1,239.40	1,238.80	1,238.14	1,238.13	1,237.85	1,237.49	1,237.11	1,235.66	1,234.26	1,235.30	1,235.66
36	Dollar Plus(Rp)	1,256.17	1,253.75	1,253.80	1,251.28	1,248.77	1,248.69	1,252.81	1,255.42	1,252.26	1,258.41	1,256.91	1,262.77
37	Dollar Plus(US\$)	0.12818	0.12820	0.12820	0.12821	0.12821	0.12822	0.12823	0.12824	0.12824	0.12825	0.12813	0.12827
38	Dompot Dhuafa-BTS Syariah	1,092.51	1,093.40	1,094.33	1,095.18	1,095.80	1,096.09	1,097.17	1,097.92	1,098.55	1,098.06	1,099.47	1,100.61
39	EKOFIX	1,169.62	1,169.34	1,169.13	1,169.10	1,168.20	1,168.74	1,168.85	1,169.37	1,167.85	1,166.88	1,166.95	1,166.00
40	First State Ind. Bond Fund	1,103.37	1,102.64	1,102.80	1,102.69	1,103.09	1,103.10	1,104.26	1,103.66	1,103.87	1,103.79	1,105.10	1,106.47
41	Fortis Lestari Dua	1,145.16	1,144.98	1,140.00	1,140.23	1,136.86	1,133.63	1,132.75	1,132.51	1,132.26	1,133.43	1,131.04	1,131.41

42	Ganesha Abadi	1,160.05	1,160.30	1,160.51	1,160.84	1,161.06	1,161.29	1,162.09	1,163.20	1,163.57	1,166.35	1,166.29	1,167.18
43	GK Goh Rupiah	1,192.26	1,192.32	1,191.68	1,189.57	1,190.73	1,190.88	1,190.46	1,190.38	1,186.24	1,188.78	1,188.15	1,183.75
44	GK Goh Dollar(Rp)	1,268.32	1,265.79	1,260.85	1,258.13	1,256.49	1,255.94	1,258.28	1,260.64	1,262.43	1,257.15	1,263.90	1,265.09
45	GK Goh Dollar(USD)	0.12917	0.12921	0.12895	0.12897	0.12891	0.12901	0.12899	0.12897	0.12902	0.12894	0.12884	0.12870
46	GMT Dana Pasti	1,355.73	1,356.66	1,357.59	1,357.98	1,357.98	1,358.61	1,360.27	1,362.66	1,362.99	1,363.83	1,364.30	1,364.94
47	IndoVest Dana Obligasi	2,304.27	2,305.19	2,305.06	2,305.87	2,306.34	2,306.86	2,306.97	2,307.09	2,307.21	2,269.34	2,259.39	2,261.55
48	Investasi Reksa Premium	1,185.95	1,074.98	1,075.25	1,075.52	1,075.79	1,076.06	1,076.87	1,077.14	1,077.41	1,077.68	1,077.95	1,078.77
49	ITB-Niaga	1,185.95	1,186.53	1,186.83	1,186.99	1,187.34	1,187.43	1,188.50	1,188.90	1,189.16	1,190.12	1,190.42	1,191.25
50	Jisawi Fix Plus	1,311.69	1,312.06	1,312.94	1,313.71	1,313.83	1,314.32	1,313.73	1,313.87	1,314.61	1,315.23	1,315.63	1,316.84
51	LIPPO Dana Mantap	1,364.05	1,362.78	1,362.95	1,360.74	1,360.82	1,360.97	1,361.90	1,362.26	1,361.21	1,360.28	1,360.07	1,361.62
52	Mahanusa Dana Optimum	1,136.33	1,135.39	1,135.26	1,135.37	1,134.36	1,135.09	1,135.56	1,136.15	1,134.36	1,132.72	1,132.99	1,132.00
53	Mahanusa Dana Stabil	1,015.04	1,017.05	1,015.89	1,016.58	1,015.72	1,017.31	1,006.84	1,005.27	1,002.85	1,004.54	999.07	999.89
54	Mahanusa Obligasi Negara	1,148.99	1,143.84	1,144.27	1,143.36	1,143.02	1,143.38	1,140.17	1,137.63	1,132.96	1,127.16	1,127.79	1,128.58
55	Mandiri Investa Dollar AS (Rp)	1,110.74	1,107.34	1,105.29	1,098.66	1,097.56	1,096.08	1,096.91	1,098.44	1,096.16	1,092.49	1,097.82	1,098.74
56	Mandiri Investa Dollar AS (USD)	0.1131	0.1130	0.1130	0.1126	0.1126	0.1126	0.1124	0.1124	0.1120	0.1121	0.1119	0.1118
57	Manulife Obligasi Negara Indonesia	1,130.63	1,131.13	1,128.54	1,126.82	1,127.23	1,132.48	1,120.74	1,117.47	1,112.79	1,115.98	1,106.07	1,111.13
58	Manulife Obligasi Unggulan	1,146.70	1,145.80	1,145.04	1,145.96	1,145.69	1,144.67	1,143.03	1,143.61	1,140.74	1,138.96	1,137.84	1,133.39
59	Manulife Obligasi Variabel Negara	1,105.07	1,105.56	1,105.61	1,106.27	1,105.88	1,106.43	1,106.17	1,106.61	1,106.56	1,107.55	1,108.31	1,108.02
60	Manulife Pendapatan Bulanan	999.53	997.79	996.56	996.03	996.17	997.05	996.12	996.44	993.54	993.04	992.17	992.11
61	Master Pundi	1,258.52	1,258.99	1,259.11	1,259.51	1,258.95	1,259.38	1,260.26	1,260.22	1,260.87	1,261.11	1,261.44	1,262.29
62	MR BOND	1,292.48	1,293.12	1,293.29	1,293.98	1,294.26	1,294.47	1,294.77	1,294.81	1,295.57	1,295.76	1,296.08	1,296.67
63	Niaga Pendapatan Tetap B	1,411.18	1,411.65	1,411.83	1,412.05	1,412.41	1,412.59	1,414.48	1,414.83	1,415.12	1,416.06	1,416.96	1,417.82
64	Niaga Pendapatan Tetap C	1,061.66	1,062.41	1,062.72	1,062.97	1,063.31	1,063.32	1,064.11	1,064.58	1,064.83	1,065.33	1,065.95	1,066.25
65	Niaga Smart Fund	1,216.71	1,204.48	1,206.58	1,207.47	1,204.11	1,203.16	1,182.68	1,178.70	1,179.04	1,175.83	1,171.36	1,171.44
66	Nikko Bond Nusantara	1,358.19	1,358.87	1,359.16	1,359.50	1,359.52	1,359.98	1,361.39	1,361.56	1,362.04	1,363.08	1,363.88	1,365.25
67	Nikko Bunga Nusantara	1,356.17	1,357.01	1,357.29	1,357.46	1,358.27	1,358.27	1,359.70	1,360.02	1,360.82	1,361.02	1,361.67	1,362.88
68	Nikko Gebyar Indonesia	1,226.96	1,224.79	1,224.93	1,224.92	1,225.73	1,225.81	1,227.01	1,226.33	1,225.82	1,225.20	1,225.85	1,227.35
69	Nikko Indah Nusantara	1,588.68	1,589.41	1,590.01	1,590.42	1,590.59	1,590.48	1,591.48	1,591.53	1,591.85	1,591.84	1,592.21	1,593.04
70	Nikko Swarnadwipa	1,223.06	1,221.21	1,221.02	1,221.16	1,221.88	1,222.35	1,223.15	1,223.40	1,222.91	1,222.38	1,222.04	1,223.39
71	Nikko Tron	1,535.53	1,535.99	1,536.32	1,536.70	1,537.00	1,537.33	1,538.70	1,538.98	1,539.53	1,539.98	1,540.49	1,541.76
72	NISP DANA MANTAB	1,000.00	1,000.00	1,000.00	1,000.00	1,000.00	1,000.00	1,000.00	1,000.00	1,000.00	1,000.00	1,000.00	1,000.00
73	NISP Dana Tetap	1,420.14	1,421.04	1,421.38	1,421.72	1,422.06	1,422.40	1,423.41	1,423.75	1,424.09	1,424.43	1,424.77	1,425.79
74	Optima Fund	1,030.56	1,031.81	1,031.48	1,030.27	1,030.46	1,028.10	1,019.70	1,017.64	1,016.41	1,023.82	1,007.93	1,008.67
75	Optima Obligasi	1,243.37	1,244.30	1,244.66	1,245.03	1,245.40	1,245.78	1,246.93	1,247.47	1,247.88	1,248.22	1,248.76	1,250.26
76	Panin Dana Optima	1,402.67	1,402.69	1,402.72	1,402.74	1,386.31	1,386.34	1,386.46	1,386.49	1,386.51	1,386.53	1,386.58	1,386.65
77	Panin Dana Utama Plus	1,383.12	1,384.14	1,384.50	1,384.86	1,385.21	1,385.57	1,386.64	1,386.99	1,387.07	1,387.41	1,387.78	1,388.87
78	Panin Gebyar Indonesia	1,246.94	1,246.55	1,245.85	1,245.45	1,245.42	1,244.99	1,243.35	1,242.63	1,240.33	1,241.48	1,239.67	1,240.43
79	Paramitra Platinum	1,288.70	1,288.96	1,289.33	1,289.70	1,290.05	1,290.55	1,291.72	1,292.10	1,292.53	1,293.01	1,293.34	1,294.37
80	Pavillion Dana Anugrah	1,054.56	1,056.84	1,056.91	1,057.01	1,057.08	1,057.19	1,057.76	1,057.98	1,058.23	1,058.30	1,058.68	1,058.32
81	Pendapatan Tetap Abadi	1,236.39	1,236.55	1,236.74	1,237.09	1,238.13	1,238.18	1,238.94	1,239.45	1,239.95	1,240.46	1,241.00	1,242.65
82	Pendapatan Tetap Abadi 2	1,135.64	1,135.93	1,136.20	1,136.40	1,136.65	1,136.84	1,137.64	1,138.14	1,138.67	1,139.59	1,140.35	1,142.06
83	Pendapatan Tetap Sentosa	1,118.83	1,119.42	1,119.64	1,119.86	1,120.07	1,120.13	1,120.66	1,121.22	1,121.53	1,121.63	1,122.10	1,123.45
84	PERMATAINVES	1,183.41	1,183.41	1,183.18	1,183.50	1,183.52	1,184.39	1,184.57	1,184.72	1,183.88	1,183.11	1,183.21	1,183.56
85	Phinisi Dana Tetap Pemerintah	1,697.91	1,693.72	1,691.82	1,690.11	1,690.28	1,691.22	1,687.90	1,687.54	1,682.10	1,680.88	1,679.00	1,676.92

86	Platinum Tetap	1,125.86	1,125.08	1,125.17	1,125.58	1,125.72	1,126.63	1,127.07	1,126.77	1,125.58	1,125.77	1,126.04	1,125.96	
87	Premier Dinamis	1,149.76	1,148.74	1,148.44	1,148.15	1,147.85	1,147.55	1,146.66	1,146.38	1,146.09	1,145.80	1,145.52	1,144.66	
88	Premier Optima	1,502.16	1,496.20	1,501.17	1,502.16	1,501.20	1,494.80	1,489.85	1,491.95	1,505.50	1,502.41	1,489.90	1,461.08	
89	Premier Stabil	1,117.15	1,116.20	1,115.92	1,115.65	1,115.37	1,115.09	1,114.27	1,114.00	1,113.73	1,113.47	1,113.20	1,112.40	
90	Prestasi Gebyar Indonesia	1,129.37	1,126.90	1,126.20	1,124.89	1,124.39	1,124.93	1,122.59	1,122.32	1,119.40	1,118.05	1,117.28	1,115.21	
91	Prime Fund	996.13	996.05	995.79	995.40	994.86	994.97	994.36	993.39	993.64	993.89	994.11	994.61	
92	Pundi Reksa Dolar(Rp)	1,294.77	1,292.21	1,290.00	1,287.12	1,286.23	1,284.80	1,287.92	1,290.72	1,292.19	1,287.74	1,295.82	1,298.94	
93	Pundi Reksa Dolar(US\$)	0.13186	0.13191	0.13193	0.13195	0.13196	0.13198	0.13203	0.13204	0.13206	0.13208	0.13209	0.13214	
94	Pundi Reksa Rupiah	1,227.46	1,228.30	1,228.45	1,228.60	1,228.76	1,228.99	1,229.86	1,229.98	1,230.10	1,230.23	1,230.57	1,231.56	
95	Reksa Dana Gajah Mada	1,500.59	1,501.23	1,501.78	1,502.11	1,502.39	1,502.51	1,503.22	1,503.65	1,504.43	1,504.92	1,505.48	1,505.33	
96	Reksa Dana Nikko Cemerlang Nusantara	1,108.36	1,109.05	1,109.51	1,109.90	1,110.32	1,110.87	1,111.85	1,112.28	1,112.79	1,113.28	1,113.76	1,114.59	
97	Reksa Dana PNM Amanah Syariah	1,096.13	1,097.01	1,097.30	1,097.63	1,097.91	1,098.30	1,098.91	1,099.21	1,099.50	1,099.81	1,100.38	1,100.85	
98	Reksa Dana PNM Dana Sejahtera	1,751.95	1,760.37	1,758.38	1,759.13	1,759.93	1,757.05	1,757.30	1,757.24	1,757.23	1,757.53	1,757.75	1,758.60	
99	Reksa Dana Prima Reksa	1,425.58	1,426.22	1,426.43	1,426.64	1,426.85	1,427.06	1,427.70	1,427.91	1,428.13	1,428.34	1,428.55	1,429.20	
100	Reksa Dana Prima Reksa Pdpt Tetap	1,018.51	1,018.50	1,018.63	1,018.62	1,018.62	1,018.63	1,018.64	1,018.64	1,018.65	1,018.65	1,018.65	1,018.66	
101	Reksa Panin	1,405.87	1,406.66	1,406.92	1,407.18	1,407.45	1,407.72	1,408.53	1,408.81	1,409.09	1,409.37	1,409.64	1,409.81	
102	Reksa V-Plus	1,507.96	1,506.08	1,507.30	1,505.79	1,531.80	1,501.72	1,487.54	1,483.06	1,479.70	1,487.11	1,463.29	1,463.97	
103	REKSA V-PLUS 2	1,174.64	1,170.39	1,170.98	1,170.72	1,169.08	1,168.18	1,162.24	1,159.51	1,155.47	1,152.06	1,143.46	1,144.01	
104	Reksadana Buana 88 Pendapatan Tetap	1,360.63	1,359.29	1,357.03	1,356.12	1,361.17	1,359.09	1,355.67	1,355.40	1,348.83	1,350.75	1,339.34	1,340.31	
105	Reksadana ORI	1,256.29	1,256.93	1,256.89	1,256.91	1,256.99	1,257.07	1,257.32	1,257.48	1,257.57	1,257.59	1,255.43	1,255.66	
106	Reksadana Pdpt Tetap Bunga Bangsa	1,298.26	1,298.43	1,298.70	1,298.70	1,299.00	1,299.30	1,300.14	1,300.10	1,300.30	1,300.51	1,300.51	1,300.51	
107	Reksadana RIDO DUA	1,268.17	1,268.57	1,268.72	1,268.82	1,268.89	1,269.02	1,269.31	1,269.41	1,269.54	1,269.55	1,268.63	1,269.03	
108	Samuel Dana Pasti	1,246.63	1,247.22	1,247.57	1,247.87	1,248.27	1,248.91	1,249.93	1,250.18	1,250.44	1,250.67	1,250.83	1,251.78	
109	Schroder Dana Andalan	1,034.82	1,034.72	1,027.36	1,026.74	1,027.63	1,028.30	1,028.85	1,028.87	1,028.10	1,027.91	1,027.83	1,028.63	
110	Schroder Dana Mantap Plus	1,280.10	1,277.63	1,276.18	1,274.53	1,274.27	1,275.67	1,270.81	1,269.89	1,265.67	1,265.80	1,262.52	1,258.73	
111	Semesta Obligasi Indonesia	1,039.35	1,039.84	1,038.11	1,037.61	1,036.34	1,039.55	1,033.22	1,032.34	1,028.72	1,033.77	1,021.29	1,024.09	
112	Si Dana Obligasi Plus	1,146.01	1,146.67	1,146.77	1,146.87	1,147.73	1,147.78	1,147.99	1,148.08	1,148.37	1,148.66	1,148.95	1,149.82	
113	SiDana Obligasi Prima	1,229.54	1,230.53	1,230.68	1,230.78	1,230.93	1,231.08	1,231.13	1,231.15	1,231.47	1,231.79	1,232.11	1,233.07	
114	Sulut Fund Stabil	1,299.30	1,300.48	1,300.72	1,300.93	1,301.53	1,301.89	1,303.04	1,303.22	1,303.36	1,304.11	1,304.35	1,305.26	
115	Surya	1,076.89	1,077.42	1,077.61	1,077.81	1,078.10	1,078.34	1,079.22	1,079.40	1,079.69	1,080.72	1,081.25	1,082.10	
116	Telur Emas	1,284.84	1,285.47	1,285.87	1,286.29	1,286.71	1,287.06	1,288.12	1,288.47	1,288.85	1,289.41	1,289.89	1,291.02	
117	Tiga Pilar Dana Tetap	1,053.23	1,053.09	1,053.14	1,053.32	1,053.20	1,053.60	1,054.22	1,054.58	1,054.09	1,053.21	1,053.57	1,053.65	
118	Trimegah Dana Tetap	1,622.68	1,623.99	1,624.43	1,624.86	1,625.30	1,625.74	1,627.05	1,627.48	1,627.92	1,628.36	1,628.79	1,630.11	
119	Yudistira	109.2	109.2	109.72	110.23	109.21	109.21	109.73	109.73	109.73	109.74	109.23	108.2	105.12
	<b>Reksdana Saham</b>	<b>29-Jul-05</b>	<b>01-Aug-05</b>	<b>02-Aug-05</b>	<b>03-Aug-05</b>	<b>04-Aug-05</b>	<b>05-Aug-05</b>	<b>08-Aug-05</b>	<b>09-Aug-05</b>	<b>10-Aug-05</b>	<b>11-Aug-05</b>	<b>12-Aug-05</b>	<b>15-Aug-05</b>	
1	ABN Amro Dana Saham	2,278.75	2,282.49	2,293.66	2,297.19	2,281.51	2,262.73	2,241.59	2,245.53	2,260.92	2,244.39	2,209.57	2,138.77	
2	Arjuna	601.68	601.77	601.9	601.94	601.94	601.94	602.00	602.06	598.64	598.63	597.32	596.96	
3	Bahana Dana Prima	3,789.49	3,796.04	3,826.97	3,838.93	3,822.28	3,780.86	3,745.08	3,734.00	3,764.17	3,746.13	3,706.01	3,600.39	
4	BIG Nusantara	608.7	602.91	609.47	607.44	606.91	607.54	603.15	604.72	605.52	601.16	593.48	572.22	
5	Bima	583.47	583.35	583.73	583.77	583.43	583.27	582.82	582.88	583.33	582.93	582.41	581.89	
6	BNI Dana Berkembang	1,748.27	1,751.15	1,759.70	1,761.69	1,772.44	1,760.65	1,752.18	1,749.68	1,768.55	1,757.04	1,735.68	1,678.56	
7	CitiReksaDana Ekuitas	3,320.68	3,304.89	3,323.48	3,334.53	3,340.89	3,320.96	3,288.97	3,290.17	3,313.68	3,300.09	3,266.44	3,161.86	
8	Dana Sentosa	1,324.24	1,320.35	1,327.98	1,329.30	1,328.38	1,331.87	1,324.65	1,328.75	1,332.38	1,323.62	1,308.81	1,273.19	
9	Danareksa Mawar	2,195.61	2,196.18	2,204.26	2,205.38	2,195.75	2,173.66	2,150.60	2,154.40	2,175.12	2,166.66	2,149.03	2,085.57	

10	Manulife Dana Saham	2,625.07	2,623.23	2,640.49	2,647.44	2,641.24	2,620.72	2,595.60	2,592.83	2,618.68	2,605.69	2,582.48	2,508.49
11	Master Dinamis	1,371.60	1,372.87	1,382.47	1,384.19	1,374.65	1,359.28	1,343.11	1,346.50	1,362.12	1,353.64	1,345.31	1,308.93
12	Nikko Saham Nusantara	954.1	955.73	957.69	960.58	958.47	954.90	954.88	955.68	956.64	957.01	951.54	939.49
13	Panin Dana Maksima	7,423.76	7,344.77	7,431.94	7,449.66	7,433.38	7,359.38	7,333.83	7,338.66	7,414.74	7,515.66	7,441.11	7,215.68
14	Phinisi Dana Saham	4,699.25	4,697.58	4,727.68	4,739.05	4,724.11	4,684.93	4,636.40	4,636.67	4,686.73	4,660.62	4,616.51	4,462.13
15	Platinum Saham	1,957.69	1,954.47	1,961.34	1,953.12	1,941.03	1,926.95	1,912.59	1,919.66	1,946.05	1,940.42	1,912.28	1,842.46
16	Rencana Cerdas	3,056.36	3,052.83	3,071.72	3,076.00	3,063.49	3,038.02	3,007.55	3,005.80	3,032.73	3,013.89	2,988.88	2,902.95
17	Schroder Dana Istimewa	1,264.07	1,261.10	1,267.21	1,262.73	1,256.44	1,242.88	1,230.66	1,233.56	1,245.96	1,240.78	1,223.51	1,194.79
18	Schroder Dana Prestasi Plus	5,702.58	5,698.78	5,725.95	5,726.67	5,702.55	5,630.09	5,572.88	5,578.78	5,635.59	5,608.97	5,545.22	5,396.98
19	Si Dana Saham	10,535.33	10,514.17	10,564.22	10,567.23	10,528.22	10,409.73	10,288.78	10,300.51	10,405.81	10,407.71	10,315.38	9,993.92
	<b>Reksadana Campuran</b>	<b>29-Jul-05</b>	<b>01-Aug-05</b>	<b>02-Aug-05</b>	<b>03-Aug-05</b>	<b>04-Aug-05</b>	<b>05-Aug-05</b>	<b>08-Aug-05</b>	<b>09-Aug-05</b>	<b>10-Aug-05</b>	<b>11-Aug-05</b>	<b>12-Aug-05</b>	<b>15-Aug-05</b>
1	AAA Balanced Fund	1,374.34	1,373.33	1,376.21	1,375.38	1,372.43	1,368.73	1,364.30	1,363.28	1,365.37	1,360.21	1,355.37	1,342.48
2	AAA Syariah Fund	1,177.59	1,177.71	1,178.02	1,178.53	1,177.83	1,177.79	1,178.84	1,178.93	1,179.70	1,178.26	1,177.89	1,175.98
3	Bahana Dana Infrastruktur	2,187.21	2,181.58	2,198.61	2,205.53	2,197.47	2,183.43	2,163.72	2,158.48	2,174.70	2,166.85	2,147.70	2,102.04
4	Bahana Dana Selaras	2,098.85	2,099.92	2,111.76	2,114.46	2,105.33	2,089.54	2,073.24	2,070.34	2,085.57	2,074.98	2,056.03	2,018.20
5	Bangun Indonesia	1,636.83	1,638.51	1,640.19	1,642.14	1,641.87	1,641.06	1,639.90	1,641.00	1,639.55	1,636.53	1,635.17	1,626.24
6	Batasa Syariah	1,274.19	1,275.38	1,275.43	1,276.18	1,276.45	1,276.78	1,277.82	1,278.77	1,279.01	1,279.24	1,279.92	1,281.24
7	BIG Palapa	804.96	799.87	804.18	806.05	809.42	808.99	807.64	810.82	820.42	813.56	825.88	794.23
8	BNI Dana Fleksible	1,649.67	1,640.29	1,642.11	1,641.86	1,640.26	1,632.12	1,621.17	1,615.34	1,624.84	1,622.28	1,609.47	1,589.91
9	BNI Dana Plus Syariah	1,164.06	1,165.56	1,165.66	1,166.26	1,166.61	1,166.38	1,166.30	1,165.45	1,169.66	1,170.06	1,164.41	1,158.95
10	Brahma OPTIMA	1,239.18	1,230.28	1,235.97	1,237.02	1,236.22	1,235.61	1,216.59	1,216.86	1,225.48	1,212.34	1,204.76	1,180.27
11	BSM Investa Berimbang	1,075.86	1,075.87	1,076.30	1,076.73	1,076.76	1,077.27	1,077.29	1,077.98	1,078.58	1,078.71	1,078.74	1,076.88
12	Dana Investa Bersama(*)	1,073.18	1,073.26	1,075.00	1,075.78	1,074.44	1,070.84	1,064.37	1,066.42	1,072.30	1,069.15	1,065.57	1,054.90
13	Dana Selaras Dinamis	1,227.02	1,227.21	1,228.65	1,228.96	1,230.07	1,227.93	1,224.84	1,224.50	1,226.75	1,226.04	1,223.72	1,217.64
14	Danareksa Anggrek	1,925.27	1,926.43	1,938.00	1,938.95	1,932.60	1,916.93	1,899.78	1,901.70	1,919.12	1,917.73	1,907.23	1,866.66
15	Danareksa Syariah Berimbang	1,791.67	1,792.13	1,804.13	1,810.40	1,813.05	1,806.26	1,787.92	1,799.57	1,819.06	1,813.67	1,804.84	1,757.11
16	Dhanawibawa Progresif	1,106.04	1,106.85	1,107.20	1,107.52	1,107.87	1,108.21	1,109.30	1,109.61	1,109.89	1,110.42	1,110.77	1,111.77
17	DUIT	4,782.62	4,782.53	4,782.50	4,782.47	4,782.44	4,782.41	4,782.31	4,782.28	4,782.25	4,782.22	4,782.19	4,782.10
18	First State Arjuna Fund	1,065.41	1,065.31	1,065.75	1,065.81	1,066.75	1,067.24	1,067.74	1,067.84	1,067.67	1,068.23	1,068.76	1,069.54
19	First State Ind. Balanced Fund	1,192.81	1,192.02	1,193.73	1,194.44	1,194.06	1,193.68	1,191.32	1,191.71	1,193.71	1,193.36	1,191.68	1,184.96
20	Fortis Pesona	4,610.34	4,610.60	4,645.94	4,651.37	4,635.34	4,591.80	4,544.50	4,543.97	4,593.45	4,574.75	4,531.13	4,395.62
21	Garuda Satu	3,702.51	3,697.94	3,705.54	3,711.82	3,706.41	3,699.70	3,687.52	3,690.56	3,698.08	3,688.83	3,683.51	3,659.95
22	Investasi Reksa Plus	1,079.08	1,006.78	1,080.02	1,081.00	1,080.93	1,080.62	1,079.83	1,080.49	1,081.53	1,081.28	1,077.84	1,074.34
23	Jisawi Mix	2,071.90	2,072.44	2,080.06	2,081.52	2,082.01	2,074.52	2,065.74	2,004.66	2,079.38	2,076.24	2,067.82	2,036.93
24	Mahanusa Dana Kapital	2,042.12	2,029.50	2,044.55	2,041.90	2,028.81	2,011.93	1,996.18	2,004.66	2,028.13	2,004.84	1,989.02	1,943.57
25	Manulife Dana Campuran	1,923.15	1,921.17	1,928.75	1,931.18	1,928.40	1,919.26	1,905.88	1,904.71	1,915.66	1,908.76	1,896.32	1,858.77
26	Master Berimbang	1,412.10	1,410.27	1,419.49	1,423.70	1,420.70	1,411.87	1,399.54	1,401.66	1,414.03	1,406.07	1,399.54	1,368.08
27	Mega Dana Kombinasi	1,872.78	1,873.93	1,874.91	1,875.91	1,876.88	1,877.04	1,877.59	1,877.60	1,877.62	1,860.99	1,836.38	1,827.02
28	MR.FLEX	2,798.89	2,785.80	2,797.94	2,811.33	2,812.30	2,796.75	2,784.34	2,781.60	2,795.86	2,800.22	2,785.77	2,726.54
29	Portfolio Dinamis Plus	1,168.34	1,168.84	1,169.60	1,170.31	1,169.52	1,167.69	1,163.04	1,163.40	1,165.31	1,163.76	1,161.58	1,155.71
30	Reksa Dana Paramitra Optimum	1,027.51	1,026.92	1,027.73	1,028.79	1,027.83	1,029.75	1,030.00	1,031.62	1,033.69	1,033.65	1,033.25	1,001.17
31	Reksa Dana PNM Syariah	1,586.37	1,582.33	1,587.42	1,583.98	1,582.59	1,581.85	1,576.60	1,576.47	1,580.08	1,577.59	1,573.20	1,561.41
32	Reksa Dana Prima	1,208.42	1,202.11	1,211.61	1,211.68	1,209.77	1,209.60	1,200.77	1,201.38	1,209.44	1,199.19	1,181.88	1,142.85
33	Reksadana DANA TIRTA	1,008.83	1,003.59	996.43	996.95	989.15	994.89	984.74	985.74	987.18	983.01	952.76	1,031.09

34	Reksadana PG Synergy	1,218.03	1,219.05	1,219.38	1,219.74	1,220.09	1,220.43	1,221.48	1,221.85	1,222.19	1,222.53	1,222.88	1,142.85
35	SAM Dana Berkembang	4,079.14	4,027.46	4,078.31	4,072.37	4,050.83	4,058.35	4,038.56	4,068.11	4,095.51	4,067.71	4,010.29	3,864.88
36	Schroder Dana Kombinasi	1,064.09	1,062.72	1,062.73	1,061.47	1,059.07	1,055.95	1,050.34	1,050.65	1,051.88	1,049.48	1,042.32	1,036.31
37	Schroder Dana Prestasi	6,110.61	6,105.80	6,135.76	6,132.79	6,107.99	6,034.70	5,975.45	5,975.00	6,031.84	6,003.24	5,937.78	5,796.22
38	Schroder Dana Terpadu	3,837.35	3,833.50	3,841.92	3,834.15	3,823.27	3,801.11	3,783.10	3,785.97	3,802.73	3,787.86	3,760.58	3,720.16
39	Semesta Dana Maxima	1,061.67	1,061.74	1,061.63	1,062.73	1,059.61	1,062.66	1,056.45	1,058.50	1,060.10	1,055.58	1,049.22	1,039.24
40	Si Dana Dinamis	2,070.02	2,067.64	2,074.68	2,075.13	2,069.94	2,054.38	2,033.55	2,037.29	2,055.13	2,056.07	2,039.93	1,989.27
41	Si Dana Fleksi	3,776.21	3,775.01	3,805.35	3,798.21	3,789.57	3,767.10	3,737.65	3,732.42	3,757.32	3,781.38	3,745.47	3,699.80
42	Simas Satu	2,025.69	2,021.93	2,026.16	2,023.90	2,024.50	2,024.42	2,018.57	2,020.78	2,020.15	2,010.89	1,997.69	1,966.63
43	Supra Surya Maxima	1,066.78	1,063.48	1,067.91	1,067.10	1,068.95	1,072.72	1,069.14	1,075.22	1,071.32	1,063.96	1,056.51	1,041.60
44	Tiga Pilar Dana Flexi	1,099.70	1,100.80	1,103.94	1,105.01	1,106.59	1,109.37	1,109.61	1,110.54	1,110.52	1,109.88	1,109.64	1,108.06
45	Trimegah Dana Kombinasi	2,171.70	2,169.55	2,180.23	2,180.24	2,174.21	2,156.27	2,136.81	2,138.45	2,159.20	2,148.34	2,128.08	2,077.38






	<b>Reksadana Pendapatan Tetap</b>	<b>16-Aug-05</b>	<b>18-Aug-05</b>	<b>19-Aug-05</b>	<b>22-Aug-05</b>	<b>23-Aug-05</b>	<b>24-Aug-05</b>	<b>25-Aug-05</b>	<b>26-Aug-05</b>	<b>29-Aug-05</b>	<b>30-Aug-05</b>	<b>31-Aug-05</b>
1	AA Investa Reksa Dollar(Rp)	1,328.90	1,335.38	1,339.62	1,342.70	1,352.33	1,366.66	1,387.73	1,397.28	1,399.83	1,400.07	1,378.13
2	AA Investa Reksa Dollar(USD)	0.13430	0.13434	0.13437	0.13440	0.13443	0.13445	0.13447	0.13442	0.13453	0.13456	0.13458
3	AA-MAN Optima	1,052.03	1,052.58	1,052.87	1,053.02	1,043.52	992.88	981.78	976.21	921.05	917.5	915.32
4	AA-MAN Pendapatan Tetap	1,099.56	1,099.62	1,097.99	1,095.01	1,085.62	1,073.25	1,057.02	1,057.32	1,040.02	1,036.73	1,033.66
5	AAA Bond Fund	1,281.42	1,282.09	1,282.41	1,283.36	1,283.70	1,284.04	1,284.38	1,284.71	1,285.73	1,286.06	1,286.11
6	ABN Amro Dana Dollar AS (USD)	0.2609	0.2609	0.2609	0.2609	0.2609	0.2609	0.2610	0.2610	0.2610	0.2610	0.2610
7	ABN Amro Dana Dollar AS(NAB Indikasi)	2,581.74	2,593.45	2,601.34	2,606.74	2,625.06	2,652.52	2,693.01	2,712.65	2,715.45	2,818.54	2,672.43
8	ABN Amro Dana Hasil Berkala	1,328.96	1,329.56	1,329.58	1,330.11	1,322.36	1,314.28	1,315.71	1,307.34	1,307.95	1,307.64	1,309.00
9	ABN Amro Dana Pendapatan Tetap	1,037.80	1,038.99	1,039.23	1,039.49	1,039.60	1,039.71	1,039.86	1,013.12	1,013.46	1,013.29	1,005.96
10	Bahana Dana Arjuna	1,094.11	1,094.48	1,095.92	1,093.26	1,093.46	1,093.29	1,094.24	1,091.59	1,090.15	1,079.38	1,079.38
11	Batasa Pendapatan Tetap	1,207.85	1,207.67	1,208.47	1,210.88	1,211.99	1,212.72	1,212.56	1,212.72	1,213.71	1,213.89	1,214.23
12	Berlian	1,277.21	1,277.99	1,278.38	1,279.55	1,274.02	1,277.62	1,277.16	1,278.26	1,281.80	1,270.72	1,283.05
13	BIG Dana Likuid	1,642.56	1,643.74	1,644.25	1,645.69	1,646.22	1,646.61	1,647.10	1,647.55	1,648.90	1,649.30	1,649.31
14	BNI Dana Berbunga Dua	1,647.00	1,647.64	1,648.10	1,649.36	1,649.81	1,650.26	1,650.58	1,651.03	1,652.35	1,652.80	1,653.24
15	BNI Dana Lancar	1,490.83	1,491.51	1,491.83	1,492.83	1,493.16	1,493.49	1,493.81	1,494.15	1,495.08	1,495.46	1,495.83
16	BNI Dana Plus	1,390.11	1,390.41	1,390.57	1,391.01	1,391.01	1,388.08	1,388.23	1,388.58	1,232.80	1,165.50	1,147.70
17	BNI Dana Syariah	1,173.18	1,172.94	1,173.96	1,175.47	1,176.37	1,176.44	1,176.81	1,176.97	1,178.11	1,178.68	1,178.18
18	Brahma MAXIMA	1,082.44	1,081.59	1,078.90	1,072.85	1,071.61	1,059.49	1,059.39	1,059.96	1,014.54	999.6	1,003.82
19	Brent Dana Tetap	1,135.45	1,136.07	1,136.35	1,137.20	1,137.51	1,137.79	1,138.10	1,138.43	1,139.41	1,139.73	1,140.05
20	Brivestama Pasti	1,170.99	1,171.40	1,171.24	1,170.20	1,164.98	1,160.92	1,159.67	1,152.46	1,154.63	1,151.35	1,142.94
21	CAM Dana Mantap	1,208.68	1,209.49	1,210.02	1,211.19	1,211.45	1,212.36	1,211.75	1,211.01	1,211.74	1,212.06	1,212.68
22	Citireksadana Rupiah Plus	1,111.72	1,112.21	1,111.54	1,111.42	1,108.77	1,104.45	1,102.29	1,099.39	1,097.39	1,091.37	1,082.63
23	Corfina Rupiah Plus	940.08	940.1	940.26	938.49	938.26	937.12	936.96	936.46	936.91	935.96	935.91
24	CorfinaCapital Pendapatan Tetap	1,122.43	1,123.18	1,121.78	1,125.81	1,124.58	1,104.82	1,103.30	1,087.61	1,080.73	1,085.23	1,064.91
25	Dana Likuid Kombinasi	1,083.20	1,083.74	1,083.99	1,084.74	1,084.99	1,085.24	1,085.49	1,085.73	1,086.49	1,086.74	1,086.98
26	Dana Pasti	1,332.14	1,332.76	1,333.08	1,334.10	1,334.43	1,334.55	1,334.88	1,335.27	1,336.32	1,336.71	1,336.68
27	Dana Sejahtera Optima	1,152.83	1,153.62	1,154.05	1,154.98	1,155.26	1,155.58	1,155.66	1,157.05	1,157.37	1,157.53	1,157.81
28	Dana Tetap Arjuna	992.32	993.04	992.26	991.31	984.29	973.95	974.23	964.7	949.52	941.64	944.2
29	Dana Tetap Instan	1,039.24	1,040.35	1,038.79	1,034.98	1,035.41	1,034.82	1,012.39	1,029.87	1,030.42	1,021.03	987.72
30	Dana Tetap Optima	1,249.23	1,250.46	1,250.17	1,251.13	1,251.47	1,251.80	1,252.15	1,252.49	1,253.49	1,253.81	1,254.14
31	Danamas Dollar(Rp)	10,406.41	10,456.03	10,488.74	10,513.24	10,588.07	10,699.77	10,864.12	10,944.28	10,958.42	11,375.68	10,787.02
32	Danamas Dollar(US\$)	1.05168	1.05192	1.05203	1.05238	1.05249	1.05261	1.05273	1.05284	1.05319	1.05330	1.05342
33	Danamas Mantap	1,498.15	1,499.18	1,499.69	1,501.26	1,501.77	1,502.29	1,502.80	1,503.32	1,504.86	1,505.38	1,505.90
34	Danamas Pasti	1,294.05	1,294.76	1,295.12	1,296.18	1,296.54	1,296.89	1,297.25	1,297.61	1,298.67	1,299.03	1,299.39
35	Danareksa Gebyar Indonesia	1,233.61	1,234.23	1,234.41	1,232.39	1,230.91	1,225.56	1,219.56	1,216.41	1,215.41	1,211.38	1,197.17
36	Dollar Plus(Rp)	1,269.23	1,275.10	1,279.00	1,281.67	1,290.70	1,304.22	1,324.16	1,333.84	1,335.22	1,385.97	1,314.15
37	Dollar Plus(US\$)	0.12827	0.12828	0.12829	0.12830	0.12830	0.12831	0.12831	0.12832	0.12833	0.12833	0.12834
38	Dompert Dhuafa-BTS Syariah	1,100.72	1,100.50	1,101.01	1,101.85	1,102.48	1,102.71	1,102.82	1,103.13	1,104.01	1,104.39	1,104.29
39	EKOFIX	1,166.02	1,166.62	1,166.05	1,166.65	1,160.03	1,154.71	1,155.37	1,145.91	1,144.17	1,143.42	1,143.27
40	First State Ind. Bond Fund	1,106.44	1,106.68	1,107.78	1,107.98	1,107.41	1,107.83	1,107.27	1,107.54	1,108.19	1,107.85	1,100.31
41	Fortis Lestari Dua	1,131.41	1,131.63	1,131.81	1,141.54	1,141.59	1,133.31	1,134.58	1,134.80	1,127.20	1,134.39	1,132.04

42	Ganesha Abadi	1,168.15	1,168.97	1,169.93	1,170.87	1,171.28	1,171.65	1,171.71	1,174.24	1,175.64	1,175.86	1,175.86
43	GK Goh Rupiah	1,182.86	1,183.96	1,183.74	1,179.74	1,173.05	1,170.66	1,173.94	1,168.46	1,136.78	1,136.78	1,135.24
44	GKGoh Dollar(Rp)	1,273.10	1,276.95	1,282.58	1,285.48	1,294.18	1,303.88	1,324.49	1,329.89	1,336.60	1,327.77	1,307.51
45	GKGoh Dollar(USD)	0.12866	0.12847	0.12864	0.12868	0.12865	0.12827	0.12834	0.12794	0.12846	0.12761	0.12769
46	GMT Dana Pasti	1,364.98	1,365.90	1,366.23	1,366.80	1,367.57	1,367.37	1,367.98	1,368.70	1,369.61	1,369.81	1,369.91
47	Indovest Dana Obligasi	2,260.23	2,259.58	2,256.67	2,253.08	2,312.44	2,312.51	2,316.44	2,312.08	2,314.52	2,314.74	2,316.02
48	Investasi Reksa Premium	1,079.04	1,079.58	1,079.85	1,080.65	1,080.92	1,081.19	1,081.46	1,081.72	1,082.54	1,082.81	1,082.89
49	ITB-Niaga	1,191.40	1,191.92	1,192.25	1,193.35	1,193.66	1,194.00	1,194.08	1,194.18	1,195.09	1,195.06	1,195.11
50	Jisawi Fix Plus	1,316.29	1,318.82	1,319.70	1,320.65	1,321.90	1,322.15	1,318.92	1,323.19	1,323.66	1,325.35	1,322.27
51	LIPPO Dana Mantap	1,361.97	1,362.84	1,362.12	1,360.90	1,355.95	1,357.45	1,342.82	1,333.32	1,334.13	1,334.34	1,334.42
52	Mahanusa Dana Optimum	1,132.27	1,133.03	1,131.97	1,131.37	1,124.48	1,117.89	1,118.14	1,104.63	1,103.70	1,104.99	1,099.43
53	Mahanusa Dana Stabil	994.71	996.86	995.05	992	987.45	986.51	972.63	984.02	983.24	974.75	959.43
54	Mahanusa Obligasi Negara	1,120.57	1,121.35	1,119.32	1,110.19	1,112.69	1,095.52	1,097.51	1,089.89	1,067.27	1,064.39	1,052.84
55	Mandiri Investa Dollar AS (Rp)	1,101.14	1,104.77	1,107.29	1,108.22	1,114.49	1,120.14	1,134.32	1,141.07	1,141.15	1,159.31	1,092.31
56	Mandiri Investa Dollar AS (USD)	0.1113	0.1111	0.1111	0.1109	0.1108	0.1102	0.1099	0.1098	0.1097	0.1073	0.1067
57	Manulife Obligasi Negara Indonesia	1,104.48	1,105.63	1,103.54	1,097.78	1,091.06	1,090.08	1,071.01	1,088.61	1,089.86	1,075.22	1,052.16
58	Manulife Obligasi Unggulan	1,131.44	1,129.75	1,129.46	1,133.02	1,123.61	1,110.49	1,110.95	1,096.60	1,097.06	1,073.83	1,074.06
59	Manulife Obligasi Variabel Negara	1,108.11	1,106.85	1,107.06	1,107.65	1,107.07	1,107.24	1,103.79	1,104.00	1,104.35	1,099.42	1,076.92
60	Manulife Pendapatan Bulanan	992.23	992.67	991.19	986.23	983.1	977.41	970.44	956.11	950.88	932.28	924.91
61	Master Pundi	1,262.40	1,263.07	1,263.27	1,264.41	1,265.63	1,265.29	1,264.83	1,264.34	1,264.98	1,264.39	1,264.30
62	MR BOND	1,296.68	1,298.00	1,298.58	1,299.15	1,299.22	1,299.98	1,300.13	1,300.92	1,301.56	1,301.68	1,303.00
63	Niaga Pendapatan Tetap B	1,418.23	1,419.13	1,419.37	1,420.48	1,420.72	1,421.00	1,421.36	1,421.84	1,422.93	1,423.26	1,423.27
64	Niaga Pendapatan Tetap C	1,066.27	1,066.62	1,066.67	1,067.35	1,067.57	1,067.60	1,067.85	1,067.88	1,068.01	1,068.06	1,068.44
65	Niaga Smart Fund	1,165.82	1,163.20	1,161.21	1,151.12	1,149.58	1,143.49	1,103.55	1,144.06	1,135.41	1,141.79	1,099.01
66	Nikko Bond Nusantara	1,365.38	1,367.72	1,368.01	1,369.49	1,370.51	1,370.51	1,370.65	1,371.15	1,371.98	1,372.69	1,372.86
67	Nikko Bunga Nusantara	1,363.03	1,365.01	1,364.89	1,366.27	1,366.62	1,366.66	1,366.01	1,364.99	1,365.62	1,365.39	1,365.41
68	Nikko Gebyar Indonesia	1,227.46	1,227.92	1,227.63	1,224.97	1,223.53	1,221.22	1,217.19	1,210.49	1,209.05	1,208.10	1,177.84
69	Nikko Indah Nusantara	1,592.76	1,593.03	1,591.78	1,592.57	1,592.77	1,593.16	1,593.25	1,583.46	1,594.04	1,594.25	1,594.60
70	Nikko Swarnadwipa	1,224.13	1,225.90	1,224.68	1,221.41	1,221.18	1,218.37	1,216.43	1,205.67	1,200.82	1,206.73	1,193.14
71	Nikko Tron	1,541.97	1,544.13	1,543.70	1,544.73	1,545.20	1,545.86	1,545.96	1,546.46	1,547.66	1,548.02	1,548.47
72	NISP DANA MANTAB	1,000.00	1,000.00	1,000.00	1,000.00	1,000.00	1,000.00	1,000.00	1,000.00	1,000.00	1,000.00	1,000.00
73	NISP Dana Tetap	1,426.12	1,426.72	1,427.04	1,428.00	1,428.30	1,428.59	1,428.90	1,429.19	1,430.06	1,430.35	1,430.64
74	Optima Fund	1,008.74	1,009.03	1,008.97	1,045.27	1,040.89	979.47	986.68	986.32	987.74	974.76	968.03
75	Optima Obligasi	1,250.74	1,251.51	1,251.90	1,253.02	1,253.41	1,253.80	1,254.20	1,254.89	1,256.33	1,256.72	1,257.44
76	Panin Dana Optima	1,426.55	1,426.59	1,426.61	1,426.68	1,433.06	1,433.08	1,433.10	1,433.12	1,433.19	1,433.21	1,378.01
77	Panin Dana Utama Plus	1,389.24	1,389.92	1,390.29	1,391.38	1,391.76	1,392.13	1,392.49	1,392.91	1,393.90	1,394.03	1,394.21
78	Panin Gebyar Indonesia	1,240.56	1,221.84	1,242.35	1,242.88	1,236.13	1,233.65	1,232.83	1,232.90	1,226.11	1,219.64	1,206.95
79	Paramitra Platinum	1,294.74	1,295.52	1,296.13	1,297.32	1,297.44	1,297.58	1,297.69	1,297.92	1,299.03	1,299.17	1,299.51
80	Pavillion Dana Anugrah	1,057.79	1,058.15	1,057.06	1,056.49	1,055.07	1,054.81	1,054.05	1,054.22	1,052.18	1,051.04	1,048.78
81	Pendapatan Tetap Abadi	1,243.14	1,244.23	1,244.41	1,245.50	1,246.52	1,246.77	1,246.82	1,247.08	1,247.43	1,247.66	1,247.77
82	Pendapatan Tetap Abadi 2	1,142.48	1,143.34	1,143.85	1,145.15	1,145.65	1,146.06	1,146.46	1,147.40	1,148.44	1,148.84	1,148.89
83	Pendapatan Tetap Sentosa	1,123.61	1,124.38	1,124.88	1,126.11	1,126.32	1,128.42	1,128.51	1,120.40	1,121.50	1,122.08	1,110.72
84	PERMATAINVES	1,183.79	1,184.07	1,183.88	1,181.52	1,179.42	1,181.10	1,179.99	1,177.79	1,174.89	1,175.44	1,169.71
85	Phinisi Dana Tetap Pemerintah	1,675.71	1,676.24	1,127.31	1,668.20	1,658.69	1,649.90	1,637.35	1,622.37	1,617.14	1,588.91	1,575.92

86	Platinum Tetap	1,126.04	1,126.52	1,127.31	1,127.53	1,127.19	1,125.73	1,124.82	1,124.55	1,125.43	1,123.27	1,108.08
87	Premier Dinamis	1,144.37	1,143.80	1,143.51	1,142.66	1,142.37	1,142.08	1,141.80	1,141.51	1,140.65	1,140.37	1,140.08
88	Premier Optima	1,457.01	1,446.04	1,430.59	1,426.20	1,417.59	1,406.14	1,420.07	1,410.93	1,372.05	1,393.38	1,400.10
89	Premier Stabil	1,112.14	1,111.60	1,111.34	1,110.54	1,110.27	1,110.01	1,109.74	1,109.48	1,108.68	1,108.41	1,108.15
90	Prestasi Gebyar Indonesia	1,114.57	1,114.74	1,113.71	1,110.96	1,105.38	1,101.84	1,097.44	1,093.02	1,085.91	1,082.83	1,076.09
91	Prime Fund	994.72	994.91	995.12	995.55	995.65	995.67	995.65	995.74	996.14	995.22	985.49
92	Pundi Reksa Dolar(Rp)	1,307.69	1,303.96	1,318.09	1,321.22	1,330.65	1,344.70	1,365.37	1,375.66	1,377.70	1,430.17	1,356.18
93	Pundi Reksa Dolar(US\$)	0.13216	0.13219	0.13221	0.13226	0.13227	0.13229	0.13230	0.13234	0.13241	0.13242	0.13244
94	Pundi Reksa Rupiah	1,231.87	1,232.48	1,232.87	1,234.05	1,234.41	1,234.77	1,235.12	1,235.84	1,236.90	1,237.13	1,237.35
95	Reksa Dana Gajah Mada	1,505.40	1,505.39	1,505.21	1,506.12	1,506.14	1,505.88	1,506.71	1,506.80	1,506.82	1,506.56	1,507.00
96	Reksa Dana Nikko Cemerlang Nusantara	1,114.95	1,116.98	1,116.92	1,117.21	1,117.02	1,117.06	1,117.04	1,116.85	1,118.07	1,117.91	1,116.91
97	Reksa Dana PNM Amanah Syariah	1,101.21	1,103.33	1,102.06	1,102.99	1,103.29	1,103.40	1,103.63	1,103.97	1,104.82	1,104.91	1,105.56
98	Reksa Dana PNM Dana Sejahtera	1,758.19	1,759.19	1,759.88	1,760.31	1,760.62	1,760.57	1,759.93	1,759.99	1,760.99	1,763.56	1,763.51
99	Reksa Dana Prima Reksa	1,429.41	1,429.84	1,430.06	1,430.70	1,430.92	1,431.13	1,431.35	1,431.56	1,432.21	1,432.43	1,432.65
100	Reksa Dana Prima Reksa Pdpt Tetap	1,018.51	1,018.51	1,018.52	1,018.53	1,018.53	1,018.53	1,018.54	1,018.54	1,018.51	1,018.47	1,018.48
101	Reksa Panin	1,410.57	1,411.01	1,411.37	1,412.15	1,412.41	1,412.67	1,411.75	1,411.75	1,411.75	1,411.75	1,411.98
102	Reksa V-Plus	1,461.19	1,460.72	1,459.61	1,504.79	1,502.62	1,414.54	1,426.02	1,425.73	1,404.02	1,386.07	1,379.93
103	REKSA V-PLUS 2	1,139.61	1,138.33	1,135.11	1,130.47	1,125.66	1,118.49	1,117.53	1,119.82	1,097.45	1,068.88	1,075.47
104	Reksadana Buana 88 Pendapatan Tetap	1,338.25	1,338.81	1,338.33	1,355.89	1,353.24	1,327.97	1,329.13	1,326.81	1,306.88	1,309.28	1,306.02
105	Reksadana ORI	1,256.23	1,256.86	1,256.95	1,257.54	1,257.80	1,258.03	1,258.07	1,258.15	1,258.35	1,258.54	1,258.56
106	Reksadana Pdpt Tetap Bunga Bangsa	1,300.51	1,301.08	1,301.22	1,301.95	1,300.85	1,302.27	1,302.47	1,302.67	1,302.67	1,278.21	1,246.03
107	Reksadana RIDO DUA	1,269.63	1,271.16	1,271.35	1,271.97	1,272.27	1,272.46	1,272.49	1,272.69	1,272.90	1,273.11	1,273.12
108	Samuel Dana Pasti	1,252.11	1,252.77	1,253.10	1,254.10	1,254.48	1,254.84	1,255.33	1,255.60	1,256.54	1,256.86	1,256.91
109	Schroder Dana Andalan	1,028.44	1,028.63	1,028.49	1,026.39	1,024.48	1,024.94	1,022.69	1,021.81	1,022.02	1,024.16	1,010.26
110	Schroder Dana Mantap Plus	1,255.50	1,256.22	1,254.43	1,247.59	1,239.72	1,234.83	1,224.78	1,226.66	1,222.85	1,213.06	1,192.48
111	Semesta Obligasi Indonesia	1,020.68	1,021.18	1,016.89	1,018.11	1,018.10	1,018.53	1,003.80	1,011.59	1,011.93	998.72	997.06
112	Si Dana Obligasi Plus	1,150.16	1,150.74	1,151.03	1,151.85	1,152.13	1,152.41	1,152.69	1,152.97	1,155.26	1,153.23	1,153.72
113	SiDana Obligasi Prima	1,233.40	1,234.04	1,234.36	1,235.29	1,235.56	1,235.86	1,221.74	1,222.31	1,237.09	1,241.66	1,237.23
114	Sulut Fund Stabil	1,305.40	1,306.43	1,306.57	1,308.05	1,308.14	1,308.25	1,308.92	1,309.06	1,309.76	1,309.86	1,309.90
115	Surya	1,082.37	1,083.11	1,083.42	1,084.33	1,084.71	1,085.01	1,085.42	1,085.72	1,086.59	1,087.10	1,087.04
116	Telur Emas	1,291.37	1,292.22	1,292.69	1,293.93	1,294.44	1,294.88	1,295.20	1,295.55	1,296.53	1,296.87	1,296.84
117	Tiga Pilar Dana Tetap	1,053.92	1,055.51	1,054.23	1,053.87	1,051.03	1,048.28	1,047.97	1,041.61	1,041.16	1,042.52	1,038.92
118	Trimegah Dana Tetap	1,630.54	1,631.42	1,631.87	1,633.21	1,633.65	1,634.10	1,634.55	1,635.00	1,636.34	1,636.79	1,636.79
119	Yudistira	104.1	99.48	98.46	97.7	96.67	94.88	97.45	96.94	93.35	95.92	95.67
	<b>Reksdana Saham</b>	<b>16-Aug-05</b>	<b>18-Aug-05</b>	<b>19-Aug-05</b>	<b>22-Aug-05</b>	<b>23-Aug-05</b>	<b>24-Aug-05</b>	<b>25-Aug-05</b>	<b>26-Aug-05</b>	<b>29-Aug-05</b>	<b>30-Aug-05</b>	<b>31-Aug-05</b>
1	ABN Amro Dana Saham	2,132.77	2,107.74	2,076.63	2,057.79	2,034.50	1,967.85	2,022.59	2,005.69	1,876.89	1,966.10	1,991.92
2	Arjuna	596.98	575.56	574.99	575.14	574.53	574.3	574.97	576.09	575.18	575.45	575.54
3	Bahana Dana Prima	3,582.07	3,554.24	3,505.07	3,458.23	3,446.79	3,406.63	3,451.24	3,403.87	3,207.38	3,345.77	3,375.53
4	BIG Nusantara	568.47	564.38	560.12	559.68	554.28	532.79	539.6	535.23	507.65	531.45	535.33
5	Bima	581.71	581.33	580.88	580.74	580.71	580.47	580.89	580.65	579.61	580.7	581.1
6	BNI Dana Berkembang	1,675.31	1,660.43	1,629.10	1,612.78	1,595.68	1,545.93	1,585.35	1,560.11	1,455.18	1,513.86	1,525.09
7	CitiReksaDana Ekuitas	3,140.58	3,116.22	3,067.42	3,032.46	3,016.59	2,977.34	3,042.29	2,991.54	2,876.15	3,006.74	3,049.18
8	Dana Sentosa	1,270.76	1,249.88	1,224.36	1,205.10	1,188.13	1,154.99	1,154.99	1,176.77	1,100.30	1,148.83	1,148.83
9	Danareksa Mawar	2,073.54	2,060.46	2,037.29	2,014.26	1,999.67	1,964.94	2,005.11	1,975.50	1,887.35	1,973.65	1,994.76

10	Manulife Dana Saham	2,496.69	2,477.64	2,450.90	2,420.72	2,408.72	2,369.17	2,423.46	2,392.50	2,300.14	2,397.59	2,423.92
11	Master Dinamis	1,302.77	1,296.10	1,284.90	1,270.90	1,263.61	1,242.35	1,271.54	1,256.85	1,211.36	1,252.35	1,262.83
12	Nikko Saham Nusantara	934.79	926.7	924.47	906.62	902	878.93	911.86	890.26	861.05	873.72	863.55
13	Panin Dana Maksima	7,223.12	7,134.68	7,017.14	6,928.70	6,828.71	6,605.38	6,800.75	6,708.92	6,402.60	6,603.87	6,567.36
14	Phinisi Dana Saham	4,435.97	4,396.93	4,341.92	4,282.57	4,252.44	4,166.41	4,275.46	4,208.36	4,014.90	4,218.77	4,262.24
15	Platinum Saham	1,836.86	1,815.39	1,778.93	1,763.90	1,737.45	1,689.86	1,748.15	1,721.96	1,602.61	1,693.84	1,712.22
16	Rencana Cerdas	2,894.41	2,873.25	2,847.69	2,814.70	2,786.32	2,738.41	2,790.19	2,762.46	2,645.60	2,736.40	2,758.55
17	Schroder Dana Istimewa	1,190.62	1,177.98	1,161.04	1,147.26	1,135.93	1,122.01	1,144.06	1,130.45	1,079.93	1,127.49	1,140.26
18	Schroder Dana Prestasi Plus	5,372.48	5,330.85	5,252.35	5,196.90	5,150.67	5,070.27	5,167.33	5,105.96	4,862.36	5,068.16	5,124.57
19	Si Dana Saham	9,908.60	9,835.30	9,722.79	9,610.22	9,540.94	9,388.59	9,594.78	9,468.90	9,020.47	9,372.79	9,482.15
	<b>Reksadana Campuran</b>	<b>16-Aug-05</b>	<b>18-Aug-05</b>	<b>19-Aug-05</b>	<b>22-Aug-05</b>	<b>23-Aug-05</b>	<b>24-Aug-05</b>	<b>25-Aug-05</b>	<b>26-Aug-05</b>	<b>29-Aug-05</b>	<b>30-Aug-05</b>	<b>31-Aug-05</b>
1	AAA Balanced Fund	1,338.80	1,332.48	1,321.19	1,315.55	1,311.42	1,302.31	1,316.24	1,309.40	1,278.14	1,298.93	1,304.52
2	AAA Syariah Fund	1,174.69	1,173.83	1,171.62	1,172.31	1,170.50	1,166.89	1,170.45	1,168.75	1,159.68	1,167.50	1,168.28
3	Bahana Dana Infrastruktur	2,088.18	2,072.43	2,036.52	2,022.16	2,015.34	1,989.06	2,010.22	1,988.77	1,894.73	1,966.24	1,972.06
4	Bahana Dana Selaras	2,005.89	1,992.98	1,969.74	1,959.20	1,955.02	1,944.03	1,962.40	1,947.52	1,917.00	2,041.89	1,927.23
5	Bangun Indonesia	1,625.43	1,628.71	1,626.79	1,608.48	1,610.11	1,602.28	1,609.53	1,603.06	1,589.58	1,594.32	1,593.89
6	Batasa Syariah	1,281.50	1,280.88	1,282.41	1,283.93	1,285.10	1,285.08	1,285.94	1,286.14	1,286.92	1,288.16	1,287.68
7	BIG Palapa	789.66	781.98	771.69	766.24	760.12	744.57	755.89	753.26	702.89	724.08	720.66
8	BNI Dana Fleksible	1,581.40	1,575.25	1,554.42	1,550.30	1,545.14	1,530.58	1,521.86	1,529.32	1,493.71	1,495.69	1,479.97
9	BNI Dana Plus Syariah	1,155.86	1,152.00	1,150.70	1,152.26	1,150.05	1,145.58	1,147.15	1,147.81	1,145.96	1,149.13	1,150.23
10	Brahma OPTIMA	1,161.99	1,153.38	1,131.91	1,132.34	1,123.77	1,113.73	1,129.16	1,118.89	1,031.05	1,080.22	1,102.56
11	BSM Investa Berimbang	1,077.16	1,074.20	1,073.64	1,073.67	1,071.65	1,067.62	1,068.71	1,066.04	1,061.24	1,064.28	1,064.50
12	Dana Investa Bersama(*)	1,051.12	1,048.57	1,045.05	1,043.19	1,042.31	1,038.54	1,042.57	1,039.12	1,030.68	1,036.19	1,038.21
13	Dana Selaras Dinamis	1,215.42	1,212.85	1,206.18	1,202.34	1,198.02	1,192.07	1,195.68	1,191.88	1,164.38	1,175.82	1,175.99
14	Danareksa Anggrek	1,854.14	1,846.26	1,835.48	1,825.33	1,816.06	1,796.00	1,820.44	1,790.90	1,742.31	1,771.89	1,784.13
15	Danareksa Syariah Berimbang	1,742.79	1,734.54	1,722.67	1,711.01	1,708.61	1,688.14	1,710.59	1,690.32	1,650.26	1,665.09	1,670.87
16	Dhanawibawa Progresif	1,112.07	1,112.88	1,113.22	1,114.89	1,114.95	1,115.10	1,115.33	1,115.53	1,117.10	1,117.24	1,117.28
17	DUIT	4,782.07	4,782.01	4,781.98	4,781.89	4,781.86	4,781.83	4,781.80	4,781.77	4,781.68	4,781.65	4,781.62
18	First State Arjuna Fund	1,069.08	1,068.64	1,067.35	1,067.33	1,067.39	1,065.96	1,066.51	1,065.60	1,064.04	1,061.54	1,063.17
19	First State Ind. Balanced Fund	1,183.20	1,181.32	1,177.77	1,174.59	1,172.92	1,168.11	1,175.20	1,171.23	1,156.93	1,166.43	1,153.26
20	Fortis Pesona	4,380.17	4,345.87	4,291.14	4,237.95	4,200.17	4,108.72	4,198.95	4,159.13	3,936.21	4,119.04	4,160.08
21	Garuda Satu	3,655.87	3,650.48	3,635.13	3,622.05	3,606.00	3,563.68	3,587.25	3,581.71	3,533.63	3,578.73	3,586.82
22	Investasi Reksa Plus	1,073.24	1,074.38	1,077.06	1,075.57	1,072.75	1,073.12	1,075.26	1,071.48	1,067.53	1,070.21	1,069.41
23	Jisawi Mix	2,029.00	2,024.42	2,009.95	2,001.04	1,994.00	1,973.22	2,001.99	1,985.06	1,943.63	1,985.49	1,994.31
24	Mahanusa Dana Kapital	1,940.22	1,912.23	1,882.84	1,876.92	1,861.99	1,823.68	1,857.99	1,845.69	1,734.66	1,807.77	1,817.36
25	Manulife Dana Campuran	1,852.25	1,843.26	1,828.50	1,809.34	1,799.95	1,777.05	1,800.38	1,776.22	1,724.60	1,765.07	1,778.08
26	Master Berimbang	1,363.64	1,360.69	1,351.58	1,339.98	1,333.76	1,312.06	1,337.82	1,325.79	1,287.25	1,318.12	1,330.07
27	Mega Dana Kombinasi	1,824.16	1,820.69	1,760.87	1,757.26	1,755.02	1,752.26	1,752.73	1,736.71	1,700.52	1,724.68	1,703.81
28	MR FLEX	2,708.09	2,692.64	2,688.26	2,670.95	2,662.15	2,632.38	2,645.58	2,644.20	2,630.46	2,659.36	2,644.68
29	Portfolio Dinamis Plus	1,154.61	1,153.71	1,151.99	1,148.63	1,145.48	1,141.85	1,146.57	1,143.46	1,133.11	1,143.25	1,146.10
30	Reksa Dana Paramitra Optimum	1,030.94	1,028.76	1,026.39	1,026.73	1,026.75	1,024.37	1,027.98	1,029.24	1,021.70	1,030.00	1,032.40
31	Reksa Dana PNM Syariah	1,559.23	1,555.83	1,547.29	1,541.92	1,534.46	1,524.95	1,537.23	1,531.49	1,506.62	1,536.82	1,541.71
32	Reksa Dana Prima	1,143.81	1,132.65	1,103.86	1,084.83	1,065.76	1,028.93	1,071.44	1,048.75	955.39	1,013.25	1,021.95
33	Reksadana DANA TIRTA	931.53	923.26	914.44	911.2	878.79	862.35	864	869.79	829.88	784.51	817.21

34	Reksadana PG Synergy	1,224.30	1,224.95	1,225.29	1,226.35	1,226.68	1,226.85	1,227.26	1,227.55	1,228.32	1,228.35	1,228.70
35	SAM Dana Berkembang	3,869.88	3,795.92	3,712.06	3,675.84	3,624.14	3,478.57	3,632.56	3,545.20	3,253.41	3,471.51	3,484.46
36	Schroder Dana Kombinasi	1,034.09	1,032.53	1,029.06	1,024.47	1,017.78	1,012.40	1,011.45	1,008.14	994.83	996.81	989.23
37	Schroder Dana Prestasi	5,771.29	5,732.76	5,658.21	5,602.68	5,559.71	5,492.26	5,580.87	5,522.29	5,295.71	5,495.72	5,557.71
38	Schroder Dana Terpadu	3,714.05	3,699.63	3,674.27	3,648.17	3,622.34	3,603.56	3,621.63	3,591.17	3,525.28	3,600.46	3,576.30
39	Semesta Dana Maxima	1,033.60	1,029.04	1,017.33	1,008.92	1,007.34	997.85	1,003.25	1,003.31	981.14	989.96	979.62
40	Si Dana Dinamis	1,977.94	1,965.54	1,946.47	1,927.67	1,919.29	1,894.89	1,926.70	1,903.96	1,835.02	1,907.03	1,925.40
41	Si Dana Fleksi	3,685.57	3,674.01	3,657.71	3,683.29	3,672.31	3,586.96	3,624.02	3,606.33	3,526.14	3,602.73	3,612.13
42	Simas Satu	1,964.80	1,954.59	1,936.41	1,932.52	1,920.17	1,881.88	1,914.77	1,900.34	1,846.08	1,870.47	1,888.71
43	Supra Surya Maxima	1,040.88	1,026.94	1,004.10	1,006.75	1,005.58	1,012.17	1,046.63	1,026.48	984.48	1,006.31	998.3
44	Tiga Pilar Dana Flexi	1,108.12	1,108.47	1,108.61	1,108.60	1,109.05	1,109.40	1,109.83	1,109.86	1,110.42	1,110.79	1,110.54
45	Trimegah Dana Kombinasi	2,064.99	2,051.67	2,026.51	2,013.25	2,000.77	1,976.83	2,014.52	1,991.49	1,899.11	1,959.22	1,982.98



Data perkembangan NAB bulan September 2005

	PENDAPATAN TETAP	31-Aug-05	01-Sep-05	05-Sep-05	06-Sep-05	07-Sep-05	08-Sep-05	09-Sep-05	12-Sep-05	13-Sep-05	14-Sep-05	15-Sep-05	16-Sep-05	19-Sep-05	21-Sep-05
1	AA Investa Reksa Dollar(Rp)	1,378.13	1,406.65	1,386.76	1,394.40	1,393.95	1,396.22	1,389.75	1,363.31	1,362.91	1,349.56	1,351.32	1,365.48	1,319.47	1,327.08
2	AA Investa Reksa Dollar(USD)	0.13458	0.13461	0.13470	0.13472	0.13475	0.13477	0.13480	0.13485	0.13488	0.13490	0.13493	0.13493	0.12993	0.12998
3	AA-MAN Optima	915.32	909.78	897.72	888.14	889.75	890.51	869.39	868.85	860.91	857.78	854.34	849.03	856.84	847.72
4	AA-MAN Pendapatan Tetap	1,033.66	1,034.66	1,035.98	1,032.98	1,035.02	1,032.04	1,032.70	1,031.90	1,044.11	1,052.64	1,046.50	1,046.76	1,047.86	1,056.67
5	AAA Bond Fund	1,286.11	1,286.46	1,287.97	1,288.34	1,288.71	1,289.07	1,289.37	1,289.37	922.93	923.99	925.62	928.65	932.46	935.05
6	ABN Amro Dana Dollar AS (USD)	0.2610	0.2610	0.2610	0.2610	0.2610	0.2610	0.2610	0.2611	0.2611	0.2610	0.2610	0.2611	0.2611	0.2611
7	ABN Amro Dana Dollar AS(NAB Indikasi)	2,672.43	2,727.30	2,687.11	2,701.52	2,700.28	2,704.26	2,691.27	2,639.26	2,638.02	2,611.43	2,614.37	2,641.85	2,651.08	2,665.59
8	ABN Amro Dana Hasil Berkala	1,309.00	1,308.30	1,306.78	1,304.41	1,298.96	1,294.10	1,287.80	1,277.83	1,258.07	1,252.51	1,236.52	1,219.07	1,218.32	1,177.76
9	ABN Amro Dana Pendapatan Tetap	1,005.96	1,003.02	1,001.58	908.38	903.64	902.48	900.04	899.49	884.84	877.87	872.13	863	857.99	851.51
10	Bahana Dana Arjuna	1,079.38	1,081.87	1,091.96	1,078.97	1,069.50	1,069.50	1,039.23	1,017.27	1,016.38	1,017.90	1,010.74	1,010.98	1,004.55	999.52
11	Batasa Pendapatan Tetap	1,214.23	1,214.63	1,215.37	1,215.57	1,211.56	1,214.39	1,209.74	1,205.37	1,182.40	1,114.27	1,062.53	1,028.00	1,024.45	1,011.31
12	Berlian	1,283.05	1,283.44	1,286.99	1,287.03	1,282.28	1,281.99	1,281.26	1,285.28	1,285.28	1,288.44	1,289.47	1,286.80	1,288.19	1,288.12
13	BIG Dana Likuid	1,649.31	1,649.44	1,330.64	1,331.82	1,331.96	1,332.65	1,333.34	1,333.34	1,336.18	1,336.57	1,337.00	1,337.39	1,339.03	1,339.84
14	BNI Dana Berbunga Dua	1,653.24	-0.0850	1,355.89	1,291.18	1,292.97	1,294.91	1,297.40	1,307.36	1,309.79	1,312.18	1,314.66	1,316.65	1,320.90	1,322.58
15	BNI Dana Lancar	1,495.83	1,496.07	1,497.74	1,298.48	1,306.66	1,307.38	1,307.90	1,309.74	1,309.90	1,310.47	1,311.05	1,311.40	1,316.53	1,317.20
16	BNI Dana Plus	1,147.70	1,113.18	1,105.15	1,105.64	1,106.05	1,107.08	1,108.98	1,110.54	1,111.72	1,112.10	1,112.75	1,114.00	1,115.14	1,116.39
17	BNI Dana Syariah	1,178.18	1,178.84	1,028.00	1,028.71	1,029.68	1,032.38	1,033.40	1,036.39	1,037.41	1,038.50	1,039.16	1,040.09	1,042.59	1,047.25
18	Brahma MAXIMA	1,003.82	1,001.83	1,001.24	1,050.16	1,046.69	1,047.04	1,006.83	1,004.68	1,002.11	1,003.09	1,002.04	1,002.12	1,002.37	1,002.64
19	Brent Dana Tetap	1,140.05	1,140.38	1,141.71	1,142.04	1,142.36	1,142.69	1,143.01	1,143.98	1,144.31	1,144.63	1,144.97	1,145.30	1,146.30	1,146.96
20	Brivestama Pasti	1,142.94	1,150.65	1,151.68	1,138.10	1,146.19	1,145.88	1,145.88	1,142.76	1,142.93	1,139.07	1,143.01	1,140.46	1,140.46	1,142.43
21	CAM Dana Mantap	1,212.68	1,197.64	1,164.72	1,077.60	1,029.02	1,013.28	1,015.09	1,008.56	1,000.37	997.27	994.9	989.02	989.67	982.17
22	Citireksadana Rupiah Plus	1,082.63	1,087.21	1,092.30	1,082.96	1,090.35	1,089.63	1,088.14	1,085.65	1,086.74	1,073.34	1,067.61	1,057.30	1,057.55	1,058.26
23	Corfina Rupiah Plus	935.91	936.51	936.01	927.43	931.64	937.72	936.28	942.69	945.04	946.27	947.42	947.54	947.46	948.11
24	CorfinaCapital Pendapatan Tetap	1,064.91	1,067.43	1,071.78	1,058.02	1,053.97	1,062.66	1,057.80	1,068.36	1,069.67	1,077.92	1,078.47	1,078.58	1,078.26	1,079.60
25	Dana Likuid Kombinasi	1,086.98	1,087.25	1,088.25	1,069.50	1,051.70	1,050.33	1,050.59	1,051.07	1,028.95	1,037.17	1,029.69	1,020.98	1,019.92	1,019.95
26	Dana Pasti	1,336.68	1,337.09	1,338.55	1,338.98	1,339.42	1,339.85	1,340.30	1,341.55	1,341.95	1,342.33	1,342.70	1,342.99	1,342.78	1,343.73
27	Dana Sejahtera Optima	1,157.81	1,157.86	1,158.72	1,156.14	1,148.88	1,156.14	1,088.59	1,023.29	1,005.92	1,005.93	1,003.71	1,005.30	1,009.47	1,007.55
28	Dana Tetap Arjuna	944.2	951.42	952.71	937.58	942.12	942.31	938.75	940.87	944.92	941.69	945.09	942.95	941.55	945.51
29	Dana Tetap Instan	987.72	976.99	982.88	975.42	957.33	894.91	895.2	895.6	895.77	895.88	896.01	896.14	896.53	896.41
30	Dana Tetap Optima	1,254.14	1,254.35	1,254.73	1,254.73	1,199.21	1,155.70	1,153.39	1,136.73	1,137.23	1,135.73	1,135.36	1,121.69	1,122.61	1,121.66
31	Danamas Dollar(Rp)	10,787.02	11,009.48	10,851.06	10,910.26	10,906.22	10,923.27	10,871.78	10,664.48	10,660.41	10,555.05	10,567.84	10,679.84	10,720.39	10,780.89
32	Danamas Dollar(US\$)	1.05342	1.053539	1.054013	1.054132	1.054251	1.05437	1.054489	1.054845	1.054964	1.055083	1.055202	1.055321	1.055677	1.055915
33	Danamas Mantap	1,505.90	1,506.41	1,508.48	1,508.99	1,509.51	1,510.03	1,510.55	1,512.10	1,512.62	1,513.13	1,513.65	1,514.17	1,515.73	1,516.77
34	Danamas Pasti	1,299.39	1,299.74	1,301.24	1,040.99	1,040.99	1,040.99	1,040.99	1,033.70	1,033.99	1,034.09	1,034.19	1,034.29	1,034.39	1,034.98
35	Danareksa Gebyar Indonesia	1,197.17	1,203.86	1,210.83	1,199.25	1,108.10	1,199.55	1,192.54	1,192.42	1,194.56	1,173.86	1,179.21	1,175.80	1,173.47	1,179.09
36	Dollar Plus(Rp)	1,314.15	1,341.10	1,321.21	1,328.27	1,327.63	1,329.55	1,323.13	1,297.47	1,296.83	1,283.86	1,285.19	1,298.57	1,302.78	1,309.65
37	Dollar Plus(US\$)	0.12834	0.12834	0.12834	0.12834	0.12834	0.12834	0.12834	0.12834	0.12834	0.12834	0.12833	0.12832	0.12829	0.12827
38	Dompet Dhuafa-BTS Syariah	1,104.29	1,104.78	1,106.13	1,106.90	1,105.67	1,107.63	1,109.80	1,111.23	1,134.98	1,134.46	1,134.40	1,117.35	1,131.66	1,133.26
39	EKOFIX	1,143.27	1,145.45	1,144.21	1,142.50	1,140.48	1,145.69	1,145.03	1,161.93	1,161.91	1,158.96	1,160.26	1,152.81	1,155.32	1,154.78

40	First State Ind. Bona runu	1,100.21	1,100.21	1,100.21	1,100.21	1,100.21	1,100.21	1,100.21	1,100.21	1,100.21	1,100.21	1,100.21	1,100.21	1,100.21	
41	Fortis Lestari Dua	1,132.04	1,130.52	1,136.39	1,132.51	1,128.73	1,101.16	1,101.41	1,104.31	1,094.82	1,113.55	1,110.92	1,111.14	1,101.60	1,091.69
42	Ganesha Abadi	1,175.86	1,179.92	1,187.38	1,169.00	1,165.50	1,165.50	1,149.23	1,140.80	1,134.77	1,134.64	1,121.50	1,109.59	1,081.50	1,079.87
43	GK Goh Rupiah	1,135.24	1,139.62	1,118.12	1,113.84	1,111.49	1,115.12	1,110.84	1,114.61	1,108.48	1,110.65	1,110.38	1,108.57	1,108.06	1,107.46
44	GKGoh Dollar(Rp)	1,307.51	1,338.21	1,317.55	1,324.47	1,323.87	1,328.52	1,323.45	1,304.51	1,306.33	1,291.52	1,298.75	1,313.90	1,318.45	1,326.55
45	GKGoh Dollar(USD)	0.12769	0.12806	0.12798	0.12797	0.12797	0.12824	0.12837	0.12903	0.12928	0.12910	0.12968	0.12983	0.12983	0.12993
46	GMT Dana Pasti	1,369.91	1,369.90	1,369.64	1,369.19	1,363.64	1,363.55	1,372.17	1,372.98	1,373.29	1,373.64	1,374.03	1,374.42	1,375.56	1,376.33
47	Indovest Dana Obligasi	2,316.02	2,147.00	2,150.61	2,150.80	2,066.45	1,848.82	1,849.79	1,850.98	1,851.21	1,851.45	1,851.63	1,851.77	1,853.44	1,854.42
48	Investasi Reksa Premium	1,082.89	1,083.15	897.41	897.7	897.99	898.28	899.05	900.71	908.76	912.81	918.95	922.92	927.63	938.05
49	ITB-Niaga	1,195.11	1,195.40	1,195.72	1,195.77	1,195.86	1,196.10	1,196.11	1,197.65	1,198.16	1,198.30	1,198.15	1,198.13	1,198.13	1,198.47
50	Jisawi Fix Plus	1,322.27	1,324.07	1,323.67	1,315.18	1,307.35	1,307.34	1,296.64	1,281.89	1,269.86	1,260.99	1,261.36	1,252.50	1,256.09	1,226.69
51	LIPPO Dana Mantap	1,334.42	1,363.71	1,352.36	1,343.99	1,310.61	1,295.83	1,279.28	1,279.94	1,253.12	1,247.86	1,212.16	1,202.65	1,203.75	1,202.40
52	Mahanusa Dana Optimum	1,099.43	1,101.86	1,100.00	1,088.43	1,087.48	1,089.52	1,089.04	1,093.84	1,099.33	1,097.79	1,097.11	1,094.39	1,096.15	1,096.18
53	Mahanusa Dana Stabil	959.43	960.9	944.29	932.09	932.67	932.03	932.41	932.89	935.88	923.15	926.23	926.68	927.3	912.66
54	Mahanusa Obligasi Negara	1,052.84	1,047.52	1,055.32	1,042.33	1,046.63	1,043.93	1,032.55	1,029.65	1,034.48	1,051.18	1,053.89	1,054.23	1,054.56	1,061.12
55	Mandiri Investa Dollar AS (Rp)	1,092.31	1,093.92	1,078.92	1,083.27	1,083.29	1,071.56	1,067.20	1,050.09	1,049.31	1,040.95	1,041.40	1,048.27	1,051.53	1,055.62
56	Mandiri Investa Dollar AS (USD)	0.1067	0.1047	0.1048	0.1047	0.1047	0.1034	0.1035	0.1039	0.1038	0.1041	0.104	0.1036	0.1035	0.1034
57	Manulife Obligasi Negara Indonesia	1,052.16	1,035.28	1,015.48	1,020.81	1,009.67	985.6	985.95	986.68	989.51	989.68	989.88	990.09	991.58	997.78
58	Manulife Obligasi Unggulan	1,074.06	1,068.44	987.16	993.21	996.27	976.84	977.22	949.75	950.23	950.48	950.83	951.01	951.4	951.26
59	Manulife Obligasi Variabel Negara	1,076.92	1,100.46	1,106.56	1,095.11	1,094.67	1,033.83	1,034.01	1,024.91	1,022.21	1,035.96	1,036.16	1,037.63	1,038.11	1,039.68
60	Manulife Pendapatan Bulanan	924.91	927.82	935.77	929.65	923.1	888.95	889.17	890.04	891.65	893.02	892.79	893.07	893.4	893.98
61	Master Pundi	1,264.30	1,262.98	1,257.40	1,255.19	1,244.66	1,242.31	1,235.71	1,233.43	1,221.16	1,220.85	1,216.09	1,202.98	1,202.85	1,200.30
62	MR BOND	1,303.00	1,303.07	1,304.29	1,304.36	1,304.58	1,304.65	1,305.43	1,306.11	1,306.20	1,306.47	1,306.54	1,306.84	1,308.69	1,309.33
63	Niaga Pendapatan Tetap B	1,423.27	1,423.54	1,424.25	1,423.99	1,423.77	1,424.15	1,424.51	1,421.83	1,425.82	1,425.93	1,426.12	1,426.17	1,427.49	1,427.85
64	Niaga Pendapatan Tetap C	1,068.44	1,068.65	1,068.81	1,068.96	1,069.34	1,069.76	1,070.03	1,070.67	1,070.65	1,070.83	1,070.95	1,071.04	1,071.41	1,071.72
65	Niaga Smart Fund	1,099.01	1,110.21	1,101.78	1,114.75	1,111.23	1,111.66	1,069.19	1,067.32	1,076.72	1,067.89	1,079.12	1,079.41	1,092.32	1,085.64
66	Nikko Bond Nusantara	1,372.86	1,373.10	1,373.00	1,372.32	1,372.17	1,371.51	1,368.29	1,368.35	1,368.72	1,368.76	1,369.38	1,369.84	1,370.65	1,371.01
67	Nikko Bunga Nusantara	1,365.41	1,365.09	1,364.58	1,359.07	1,356.45	1,356.60	1,353.57	1,353.59	1,354.00	1,354.37	1,355.70	1,356.19	1,358.92	1,362.69
68	Nikko Gebyar Indonesia	1,177.84	1,199.14	1,196.37	1,191.56	1,194.16	1,196.52	1,188.57	1,196.13	1,195.80	1,185.45	1,197.20	1,189.99	1,189.31	1,202.08
69	Nikko Indah Nusantara	1,594.60	1,594.99	1,595.29	1,595.53	1,596.72	1,596.33	1,596.45	1,597.05	1,597.66	1,597.81	1,599.23	1,599.97	1,601.56	1,602.38
70	Nikko Swarnadwipa	1,193.14	1,195.68	1,183.65	1,179.87	1,174.78	1,173.39	1,166.67	1,167.81	1,166.74	1,169.07	1,169.69	1,158.93	1,159.40	1,167.04
71	Nikko Tron	1,548.47	1,548.95	1,549.68	1,549.61	1,549.66	1,550.03	1,549.92	1,549.97	1,549.99	1,550.05	1,550.56	1,550.95	1,552.06	1,552.35
72	NISP DANA MANTAB	1,000.00	1,000.00	1,000.00	1,000.00	1,000.00	1,000.00	1,000.00	1,000.00	1,000.00	1,000.00	1,000.00	1,000.00	1,000.00	1,000.00
73	NISP Dana Tetap	1,430.64	1,430.98	1,432.14	1,432.45	1,432.76	1,433.07	1,433.37	1,434.25	1,434.55	1,434.85	1,435.16	1,435.46	1,436.35	1,436.86
74	Optima Fund	968.03	964.58	977.01	955.08	941.21	941.32	941.63	941.93	942.23	943.73	938.06	945.78	905.3	927.52
75	Optima Obligasi	1,257.44	1,257.83	1,259.56	1,259.89	1,260.02	1,260.24	1,260.60	1,261.93	1,262.02	1,262.06	1,263.52	1,263.93	1,264.86	1,265.42
76	Panin Dana Optima	1,378.01	1,351.84	1,351.94	1,351.96	1,351.99	1,352.02	1,352.06	1,352.18	1,352.22	1,352.26	1,352.31	1,352.35	1,352.47	1,352.55
77	Panin Dana Utama Plus	1,394.21	1,352.38	1,284.76	1,285.12	1,285.48	1,285.84	1,286.19	1,292.62	1,292.97	1,293.33	1,293.71	1,294.07	1,295.15	1,296.45
78	Panin Gebyar Indonesia	1,206.95	1,209.09	1,208.67	1,201.82	1,208.55	1,208.86	1,196.74	1,197.90	1,196.53	1,191.82	1,191.86	1,187.91	1,183.72	1,189.60
79	Paramitra Platinum	1,299.51	1,299.67	1,301.37	1,301.76	1,301.81	1,301.87	1,301.93	1,302.05	1,302.10	1,302.13	1,302.17	1,302.20	1,302.27	1,302.31
80	Pavillion Dana Anugrah	1,048.78	1,048.60	1,047.82	1,046.21	1,042.19	1,039.52	1,038.75	1,039.60	1,022.93	958.16	950.9	916.65	900.46	885.33
81	Pendapatan Tetap Abadi	1,247.77	1,247.87	1,248.59	1,221.58	1,221.53	1,221.53	679.66	964.55	933.27	934.92	931.93	933.77	936.59	936.68
82	Pendapatan Tetap Abadi 2	1,148.89	1,149.08	1,149.09	1,138.41	1,138.48	1,138.48	956.5	921.69	890.54	891.27	910.65	924.39	931.39	930.03

83	Rekapitulasi Tetap Sertosa														
84	PERMATAINVES	1,169.71	1,170.51	1,171.00	1,171.36	1,171.65	1,172.42	1,168.66	1,171.78	1,172.01	1,179.29	1,179.82	1,180.22	1,176.03	1,180.20
85	Phinisi Dana Tetap Pemerintah	1,575.92	1,574.93	1,570.66	1,567.35	1,556.97	1,525.74	1,526.46	1,530.28	1,535.27	1,536.28	1,536.50	1,540.37	1,541.55	1,543.75
86	Platinum Tetap	1,108.08	1,124.15	1,127.27	1,123.08	1,124.93	1,126.99	1,114.21	1,102.03	1,102.13	1,102.51	1,102.79	1,103.03	1,103.40	1,104.04
87	Premier Dinamis	1,140.08	1,139.65	1,138.50	1,138.22	1,137.93	1,137.65	1,137.45	1,136.87	1,136.67	1,136.48	1,136.28	1,136.09	1,135.50	1,135.12
88	Premier Optima	1,400.10	1,396.44	1,389.97	1,399.33	1,407.40	1,424.36	1,429.90	1,433.85	1,422.23	1,404.80	1,397.54	1,389.01	1,386.92	1,367.25
89	Premier Stabil	1,108.15	1,107.74	1,106.67	1,106.41	1,106.14	1,105.88	1,105.69	1,105.15	1,104.97	1,104.79	1,104.61	1,104.43	1,103.89	1,103.53
90	Prestasi Gebyar Indonesia	1,076.09	1,079.35	1,079.92	1,073.70	1,077.52	1,077.25	1,073.65	1,077.91	1,079.50	1,081.17	1,083.91	1,084.02	1,085.76	1,087.12
91	Prime Fund	985.49	988.44	989.2	988.5	987.28	987.23	984.07	983.91	981.01	974.09	974.27	974.31	968.66	963.45
92	Pundi Reksa Dolar(Rp)	1,356.18	1,384.16	1,364.31	1,371.76	1,371.27	1,373.42	1,316.82	1,291.75	1,291.27	1,278.53	1,280.09	1,293.57	1,298.53	1,305.85
93	Pundi Reksa Dolar(US\$)	0.13244	0.13246	0.13252	0.13254	0.13255	0.13257	0.12772	0.12777	0.12779	0.12780	0.12782	0.12782	0.12787	0.12790
94	Pundi Reksa Rupiah	1,237.35	1,237.48	1,122.02	1,122.37	1,123.30	1,125.12	1,125.45	1,118.46	1,119.34	1,119.66	1,119.84	1,120.07	1,120.55	1,121.05
95	Reksa Dana Gajah Mada	1,507.00	1,507.48	1,509.09	1,508.86	1,508.76	1,509.04	1,509.48	1,510.80	1,510.76	1,510.83	1,511.07	1,510.89	1,522.13	1,510.95
96	Reksa Dana Nikko Cemerlang Nusantara	1,116.91	1,117.70	1,113.28	1,108.90	1,107.06	1,105.28	1,103.57	1,103.61	1,097.65	1,097.67	1,097.07	1,085.33	1,088.55	1,088.44
97	Reksa Dana PNM Amanah Syariah	1,105.56	1,105.88	1,105.97	1,107.17	1,056.68	1,031.06	787.43	787.06	794.87	794.95	795.28	795.8	796.27	796.86
98	Reksa Dana PNM Dana Sejahtera	1,763.51	1,761.52	1,753.85	1,756.06	1,680.67	1,679.26	1,486.31	1,187.75	1,489.19	1,514.09	1,504.20	1,504.58	1,504.98	1,505.86
99	Reksa Dana Prima Reksa	1,432.65	1,432.87	1,444.20	1,447.17	1,449.64	1,449.95	1,449.16	1,448.12	1,451.00	1,451.11	1,451.56	1,453.28	1,452.30	1,452.52
100	Reksa Dana Prima Reksa Pdpt Tetap	1,018.48	1,018.46	1,018.47	1,018.66	1,018.66	1,018.67	1,018.67	1,018.68	1,018.68	1,018.69	1,018.69	1,018.53	1,018.54	1,018.55
101	Reksa Panin	1,411.98	1,412.07	1,412.35	1,412.52	1,412.65	1,412.80	1,412.88	1,413.30	1,413.51	1,413.42	1,412.68	1,411.92	1,409.57	1,407.69
102	Reksa V-Plus	1,379.93	1,370.44	1,394.20	1,364.73	1,348.14	1,339.64	1,338.50	1,343.43	1,343.87	1,344.30	1,360.58	1,361.02	1,363.27	1,372.76
103	REKSA V-PLUS 2	1,075.47	1,066.91	1,059.15	1,057.99	1,059.79	1,050.36	1,526.46	1,045.10	1,043.27	1,044.16	1,059.71	1,059.09	1,061.21	1,067.39
104	Reksadana Buana 88 Pendapatan Tetap	1,306.02	1,303.75	1,312.76	1,303.75	1,297.42	1,297.99	1,298.33	1,302.30	1,296.50	1,306.50	1,302.53	1,301.38	1,299.56	1,297.28
105	Reksadana ORI	1,258.56	1,128.91	1,130.16	1,130.36	1,114.80	1,043.03	1,043.42	1,044.46	1,044.67	1,044.84	1,045.09	1,045.31	1,045.37	1,045.42
106	Reksadana Pdpt Tetap Bunga Bangsa	1,246.03	1,238.31	1,235.96	1,220.53	1,167.13	1,153.90	1,153.74	1,154.67	1,154.90	1,155.08	1,155.27	1,155.69	1,157.05	1,157.54
107	Reksadana RIDO DUA	1,273.12	1,130.56	1,132.35	1,132.55	1,132.57	1,059.91	1,060.40	1,061.40	1,061.64	1,061.85	1,062.05	1,062.25	1,062.31	1,062.36
108	Samuel Dana Pasti	1,256.91	1,257.33	1,235.01	1,191.80	1,156.47	1,146.50	1,147.26	1,149.09	1,142.92	1,138.80	1,138.97	1,114.01	1,113.48	1,110.18
109	Schroder Dana Andalan	1,010.26	1,016.56	1,018.82	1,007.32	1,018.41	1,013.64	1,011.75	1,014.14	1,009.20	1,006.40	1,008.70	1,008.89	1,004.03	999.57
110	Schroder Dana Mantap Plus	1,192.48	1,193.41	1,194.05	1,184.59	1,180.24	1,181.15	1,177.86	1,184.94	1,185.70	1,174.76	1,177.30	1,176.67	1,176.53	1,177.07
111	Semesta Obligasi Indonesia	997.06	995.75	994.12	980.54	972.73	963.05	961.57	959.16	950.17	950.19	949.05	939.28	939.92	933.2
112	Si Dana Obligasi Plus	1,153.72	1,154.28	1,096.28	1,097.02	1,097.03	1,097.07	1,097.21	1,009.39	1,010.85	933.74	934.04	935.04	939.74	940.68
113	SiDana Obligasi Prima	1,237.23	1,240.72	1,221.15	1,216.14	1,216.44	1,216.82	1,217.02	1,217.24	1,217.54	1,217.67	1,181.34	1,181.34	1,181.34	1,181.64
114	Sulut Fund Stabil	1,309.90	1,310.99	1,312.40	1,312.43	1,312.55	1,313.59	1,313.70	1,313.70	1,314.82	1,314.89	1,315.78	1,315.86	1,317.16	1,317.26
115	Surya	1,087.04	1,087.23	1,088.14	1,087.86	1,087.67	1,088.04	1,088.04	1,088.86	1,088.97	1,088.99	1,089.01	1,088.99	1,088.99	1,089.46
116	Telur Emas	1,296.84	1,297.49	1,297.43	1,296.16	1,291.40	1,287.37	1,285.26	1,284.77	1,292.92	1,281.74	1,276.73	1,262.06	1,265.92	1,265.35
117	Tiga Pilar Dana Tetap	1,038.92	1,040.40	1,038.99	1,037.48	1,035.88	1,037.39	1,036.13	1,038.98	1,039.93	1,038.17	1,039.35	1,031.44	1,033.50	1,032.75
118	Trimegah Dana Tetap	1,636.79	1,464.36	1,452.67	1,455.19	1,456.66	1,459.88	1,462.02	1,472.83	1,483.94	1,488.38	1,497.98	1,511.22	1,517.31	1,526.58
119	Yudistira	95.67	95.93	95.43	95.43	94.66	95.18	95.7	97.25	96.48	95.97	95.72	95.46	95.99	94.97
	SAHAM														
1	ABN Amro Dana Saham	1,991.92	1,976.98	1,980.04	2,010.53	2,020.85	2,052.00	2,078.33	2,082.74	2,049.70	2,011.01	1,999.93	2,008.64	2,020.13	1,982.06
2	Arjuna	575.54	575.46	575.57	575.65	596.66	613.6	613.74	654.73	705.06	712.31	712.31	712.38	712.41	702.1
3	Bahana Dana Prima	3,375.53	3,322.77	3,311.33	3,353.89	3,385.11	3,385.11	3,502.25	3,508.77	3,445.55	3,381.01	3,351.36	3,377.05	3,378.33	3,287.98
4	BIG Nusantara	535.33	529.51	526.68	530.42	535.86	543.49	543.49	552.68	544.86	537.51	538.81	538.87	538.87	535.18
5	Bima	581.1	580.52	580.75	581.44	581.63	582.24	582.83	582.87	582.25	581.58	581.44	581.85	582.23	581.56



6	BNI Dana Berkembang	1,323.07	1,300.77	1,301.04	1,301.04	1,301.04	1,301.04	1,301.04	1,301.04	1,301.04	1,301.04	1,301.04	1,301.04	1,301.04	1,301.04
7	CitiReksaDana Ekuitas	3,049.18	3,029.48	2,995.34	3,021.26	3,053.50	3,098.92	3,129.79	3,146.64	3,087.08	3,015.61	3,014.26	3,026.26	3,054.35	3,000.04
8	Dana Sentosa	1,148.83	1,142.09	1,130.83	1,140.82	1,144.29	1,162.75	1,176.69	1,201.81	1,195.15	1,171.37	1,164.81	1,161.51	1,161.74	1,119.45
9	Danareksa Mawar	1,994.76	1,973.12	1,960.70	1,983.29	1,966.09	2,025.06	2,047.14	2,060.59	2,023.94	1,979.38	1,974.16	1,982.17	1,999.37	1,966.99
10	Manulife Dana Saham	2,423.92	2,399.39	2,383.93	2,408.13	2,423.25	2,456.42	2,487.18	2,500.87	2,468.22	2,429.79	2,424.33	2,432.89	2,451.56	2,412.02
11	Master Dinamis	1,262.83	1,253.46	1,242.31	1,255.26	1,270.58	1,290.38	1,305.63	1,315.28	1,293.24	1,256.52	1,252.94	1,258.38	1,273.37	1,256.23
12	Nikko Saham Nusantara	863.55	854.94	853.4	857.99	864.57	873.79	879.56	879.56	885.84	877.93	875.65	878.57	875.34	857.52
13	Panin Dana Maksima	6,567.36	6,536.93	6,497.64	6,535.73	6,570.59	6,701.11	6,758.40	6,843.56	6,805.75	6,684.41	6,667.77	6,692.43	6,699.17	6,562.74
14	Phinisi Dana Saham	4,262.24	4,204.30	4,177.31	4,223.47	4,257.63	4,322.78	4,381.19	4,412.03	4,343.13	4,263.09	4,250.76	4,264.05	4,296.52	4,223.20
15	Platinum Saham	1,712.22	1,682.86	1,685.04	1,708.08	1,727.94	1,771.01	1,800.24	1,817.59	1,787.11	1,747.28	1,741.76	1,743.18	1,743.21	1,701.79
16	Rencana Cerdas	2,758.55	2,742.29	2,728.21	2,747.95	2,777.54	2,825.15	2,879.15	2,889.17	2,836.76	2,776.00	2,762.45	2,774.12	2,789.73	2,748.11
17	Schroder Dana Istimewa	1,140.26	1,130.59	1,126.79	1,141.29	1,146.39	1,160.82	1,172.15	1,172.15	1,156.11	1,136.13	1,128.56	1,132.27	1,138.20	1,110.48
18	Schroder Dana Prestasi Plus	5,124.57	5,076.53	5,040.08	5,113.79	5,145.96	5,233.05	5,297.13	5,297.13	5,230.63	5,116.06	5,077.31	5,088.87	5,128.50	5,036.53
19	Si Dana Saham	9,482.15	9,389.54	9,317.34	9,402.30	9,469.79	9,608.43	9,739.29	9,773.43	9,635.02	9,460.26	9,423.80	9,489.38	9,544.83	9,356.11
	<b>CAMPURAN</b>														
1	AAA Balanced Fund	1,304.52	1,301.57	1,297.14	1,299.49	1,282.15	1,289.39	1,295.23	1,236.40	1,229.85	1,218.99	1,213.08	1,211.82	1,213.66	1,205.28
2	AAA Syariah Fund	1,168.28	1,165.65	1,165.72	1,165.82	1,149.53	1,156.23	1,159.27	1,040.68	1,038.98	1,034.99	1,033.95	1,034.21	1,036.00	1,031.75
3	Bahana Dana Infrastruktur	1,972.06	1,953.24	1,954.12	1,967.58	1,975.64	2,014.69	2,038.14	2,047.73	2,017.11	2,001.43	1,988.82	1,999.47	1,990.09	1,949.70
4	Bahana Dana Selaras	1,927.23	1,903.78	1,925.78	1,945.12	1,952.91	1,985.47	2,045.87	2,006.42	1,980.93	1,953.75	1,944.26	1,955.71	1,953.61	1,929.73
5	Bangun Indonesia	1,593.89	1,595.67	1,589.47	1,586.18	1,586.64	1,587.38	1,580.83	1,585.67	1,626.13	1,622.57	1,622.89	1,632.50	1,633.34	1,626.15
6	Batasia Syariah	1,287.68	1,288.56	1,290.51	1,291.00	1,289.44	1,292.53	1,293.73	1,294.94	1,294.51	1,294.96	1,295.39	1,295.41	1,295.60	1,295.75
7	BIG Palapa	720.66	720.12	717.55	720.39	718.85	725.88	725.88	737.55	727.85	719.75	714.7	714.7	714.7	700.97
8	BNI Dana Fleksible	1,479.97	1,460.45	1,427.74	1,426.29	1,426.82	1,427.33	1,427.83	1,429.30	1,429.78	1,430.23	1,430.71	1,431.18	1,432.57	1,433.52
9	BNI Dana Plus Syariah	1,150.23	1,150.58	1,063.75	1,063.98	1,064.21	1,064.45	1,064.70	1,065.46	1,065.71	1,065.96	1,066.15	1,066.44	1,067.22	1,067.77
10	Brahma OPTIMA	1,102.56	1,093.85	1,086.43	1,110.18	1,117.01	1,148.57	1,155.10	1,166.70	1,155.61	1,130.29	1,117.30	1,112.55	1,112.55	1,077.76
11	BSM Investa Berimbang	1,064.50	1,063.83	1,064.35	1,063.09	1,060.75	1,063.50	1,064.02	1,062.52	1,056.99	1,057.89	1,039.57	1,033.07	1,001.67	989.04
12	Dana Investa Bersama(*)	1,038.21	1,037.28	1,032.80	1,035.52	1,035.59	1,039.19	1,041.73	1,041.81	1,031.81	1,024.99	1,022.20	1,009.92	1,011.76	986.14
13	Dana Selaras Dinamis	1,175.99	1,169.24	1,175.71	1,186.00	1,184.53	1,184.53	1,147.69	1,141.92	1,119.47	1,112.40	1,102.63	1,055.14	1,006.48	985.92
14	Danareksa Anggrek	1,784.13	1,767.16	1,757.60	1,800.96	1,804.63	1,821.74	1,837.88	1,839.82	1,807.01	1,776.98	1,764.65	1,764.49	1,777.35	1,750.07
15	Danareksa Syariah Berimbang	1,670.87	1,665.55	1,665.65	1,662.44	1,669.42	1,677.04	1,682.98	1,689.49	1,671.64	1,644.87	1,649.69	1,654.47	1,662.95	1,645.50
16	Dhanawibawa Progresif	1,117.28	1,118.03	1,119.29	1,119.40	1,119.59	1,120.48	1,120.71	1,120.71	1,121.89	1,121.90	1,122.89	1,123.10	1,124.28	1,124.36
17	DUIT	4,781.62	4,781.59	4,781.47	4,781.44	4,781.41	4,781.38	4,781.35	4,781.25	4,781.22	4,781.19	4,781.16	4,781.13	4,781.04	4,780.98
18	First State Arjuna Fund	1,063.17	1,065.56	1,065.34	1,066.51	1,068.51	1,069.14	1,065.89	1,066.70	1,068.19	1,064.96	1,067.16	1,066.82	1,066.40	1,067.86
19	First State Ind. Balanced Fund	1,153.26	1,151.22	1,152.10	1,151.81	1,154.76	1,159.24	1,158.27	1,159.14	1,153.69	1,149.01	1,149.62	1,148.46	1,148.70	1,146.10
20	Fortis Pesona	4,160.08	4,122.24	4,099.26	4,140.09	4,173.84	4,262.17	4,327.10	4,354.58	4,279.11	4,187.68	4,159.36	4,179.80	4,207.35	4,131.60
21	Garuda Satu	3,586.82	3,582.57	3,570.96	3,580.79	3,595.86	3,624.62	3,644.21	3,656.15	3,651.81	3,622.19	3,606.13	3,604.79	3,610.78	3,598.48
22	Investasi Reksa Plus	1,069.41	936.34	791.56	728.78	728.78	723.26	723	722.84	722.8	722.91	723.05	723.2	723.65	723.97
23	Jisawi Mix	1,994.31	1,983.14	1,975.09	1,985.56	2,000.62	2,018.89	2,027.21	1,963.96	1,938.52	1,906.82	1,905.57	1,913.03	1,925.37	1,896.04
24	Mahanusa Dana Kapital	1,817.36	1,789.86	1,788.84	1,811.79	1,815.01	1,844.57	1,880.84	1,889.31	1,847.42	1,809.95	1,799.97	1,803.05	1,812.63	1,790.29
25	Manulife Dana Campuran	1,778.08	1,764.43	1,740.42	1,765.71	1,771.08	1,789.85	1,805.77	1,815.54	1,805.20	1,786.59	1,783.93	1,788.45	1,798.34	1,782.07
26	Master Berimbang	1,330.07	1,326.02	1,315.50	1,320.26	1,333.15	1,349.60	1,362.99	1,372.30	1,352.53	1,320.03	1,318.68	1,320.93	1,333.99	1,321.99
27	Mega Dana Kombinasi	1,703.81	1,592.71	1,593.90	1,594.10	1,569.55	1,502.39	1,502.59	1,508.06	1,508.33	1,529.28	1,526.84	1,529.28	1,551.03	1,521.72
28	MR.FLEX	2,644.68	2,641.20	2,639.16	2,636.19	2,628.16	2,628.16	2,617.36	2,643.24	2,640.70	2,630.05	2,629.28	2,630.60	2,630.02	2,609.74

29	Portfolio Dinamis Plus	1,146.10	1,143.60	1,129.00	1,127.17	1,125.48	1,029.20	1,027.87	1,029.87	1,025.71	1,024.80	1,021.79	1,019.91	1,020.74	1,020.74
30	Reksa Dana Paramitra Optimum	1,032.40	1,030.93	1,031.31	1,032.14	1,025.48	1,555.22	1,563.76	1,561.05	1,551.89	1,495.23	1,501.65	1,509.32	1,522.70	1,510.32
31	Reksa Dana PNM Syariah	1,541.71	1,537.25	1,533.59	1,540.02	1,548.91	1,555.22	1,563.76	1,561.05	1,551.89	1,041.35	1,032.63	1,025.70	1,020.57	985.17
32	Reksa Dana Prima	1,021.95	1,007.25	995.93	1,011.45	1,021.72	1,047.35	1,063.20	1,089.02	1,075.88	784.37	784.47	807.71	807.39	805.28
33	Reksadana DANA TIRTA	817.21	815.99	817.99	784.24	784.08	784.31	784.6	784.31	784.37	784.47	807.71	807.39	805.28	800.87
34	Reksadana PG Synergy	1,228.70	1,229.02	1,230.35	1,230.65	1,230.97	1,231.35	1,231.70	1,232.75	1,233.11	1,233.47	1,233.84	1,234.20	1,235.15	1,235.77
35	SAM Dana Berkembang	3,484.46	3,448.72	3,443.52	3,469.47	3,490.05	3,573.85	3,627.25	3,695.44	3,660.65	3,593.59	3,552.23	3,557.85	3,559.12	3,469.22
36	Schroder Dana Kombinasi	989.23	988.12	986.39	985.47	984.97	988.13	988.62	988.62	989.1	983.18	981.87	983.68	984.45	980.5
37	Schroder Dana Prestasi	5,557.71	5,512.94	5,476.99	5,552.71	5,585.45	5,669.58	5,734.98	5,759.71	5,656.57	5,538.10	5,498.61	5,510.08	5,556.14	5,464.30
38	Schroder Dana Terpadu	3,576.30	3,572.46	3,568.08	3,547.53	3,593.57	3,615.37	3,634.70	3,634.70	3,618.56	3,592.13	3,591.88	3,599.42	3,608.58	3,566.61
39	Semesta Dana Maxima	979.62	978.57	975.21	969.32	969.18	965.38	969.55	972.98	962.45	954.13	953.33	951.84	951.51	942.46
40	Si Dana Dinamis	1,925.40	1,912.92	1,890.39	1,907.73	1,918.58	1,945.60	1,967.58	1,961.05	1,932.97	1,893.96	1,880.75	1,898.98	1,909.20	1,869.48
41	Si Dana Fleksi	3,612.13	3,579.56	3,582.14	3,580.73	3,568.95	3,591.47	3,619.12	3,607.00	3,596.63	3,561.47	3,530.90	3,552.13	3,528.55	3,450.55
42	Simas Satu	1,888.71	1,875.85	1,869.39	1,876.72	1,872.76	1,888.78	1,900.88	1,910.12	1,917.96	1,902.19	1,906.21	1,918.36	1,925.90	1,927.23
43	Supra Surya Maxima	998.3	989.7	982.35	987.52	994.15	1,009.38	1,027.33	1,041.44	1,032.60	1,022.63	1,052.36	1,055.72	1,038.34	1,047.70
44	Tiga Pilar Dana Flexi	1,110.54	1,109.97	1,106.94	1,105.97	1,102.79	1,101.51	1,100.60	1,098.89	1,091.65	1,086.50	1,073.66	1,056.66	1,058.65	1,034.42
45	Trimegah Dana Kombinasi	1,982.98	1,964.70	1,955.47	1,960.53	1,951.61	1,965.65	1,979.41	1,986.57	1,949.82	1,922.90	1,916.86	1,917.56	1,925.64	1,892.32


	PENDAPATAN TETAP	22-Sep-05	23-Sep-05	26-Sep-05	27-Sep-05	28-Sep-05	29-Sep-05	30-Sep-05
1	AA Investa Reksa Dollar(Rp)	1,327.32	1,326.90	1,329.50	1,330.93	1,338.87	1,354.61	1,341.10
2	AA Investa Reksa Dollar(USD)	0.13000	0.13002	0.13002	0.13004	0.13005	0.13006	0.13008
3	AA-MAN Optima	843.85	848.87	854.41	854.17	851.9	854.06	856.73
4	AA-MAN Pendapatan Tetap	1,057.49	1,057.98	1,058.67	1,050.34	1,050.66	1,061.24	1,058.21
5	AAA Bond Fund	938.33	938.9	940.14	941.07	942.98	944.02	946.54
6	ABN Amro Dana Dollar AS (USD)	0.2611	0.2611	0.2611	0.2611	0.2611	0.2611	0.2611
7	Indikasi)	2,665.65	2,664.42	2,669.87	2,672.56	2,688.31	2,719.72	2,692.38
8	ABN Amro Dana Hasil Berkala	1,174.78	1,174.32	1,174.17	1,174.19	1,166.63	1,159.69	1,151.86
9	ABN Amro Dana Pendapatan Tetap	850.49	853.93	835.17	835.5	833.27	834.4	834.59
10	Bahana Dana Arjuna	1,000.59	1,000.96	989.7	994.46	994.35	995.24	995.78
11	Batasa Pendapatan Tetap	1,014.96	1,003.56	1,010.56	1,006.98	1,006.94	1,007.81	1,008.88
12	Berlian	1,285.87	1,285.56	1,286.22	1,289.09	1,291.34	1,280.25	1,291.42
13	BIG Dana Likuid	1,340.67	1,340.94	1,342.27	1,342.74	1,343.13	1,343.55	1,343.97
14	BNI Dana Berbunga Dua	1,323.27	1,323.87	1,325.75	1,326.35	1,326.96	1,327.50	1,328.09
15	BNI Dana Lancar	1,317.54	1,317.83	1,318.75	1,319.05	1,319.28	1,319.55	1,319.87
16	BNI Dana Plus	1,117.16	1,117.55	1,118.85	1,119.27	1,119.65	1,120.03	1,120.64
17	BNI Dana Syariah	1,047.63	1,048.00	1,049.02	1,049.36	1,049.70	1,050.02	1,050.38
18	Brahma MAXIMA	1,002.77	1,002.96	1,014.42	1,004.84	1,004.23	1,002.45	1,002.31
19	Brent Dana Tetap	1,147.30	1,147.63	1,148.61	1,148.94	1,149.27	1,149.58	1,149.89
20	Brivestama Pasti	1,145.40	1,138.67	1,136.43	1,143.97	1,152.17	1,142.30	1,143.99
21	CAM Dana Mantap	986.64	980.33	986.07	982.95	983.57	980.63	980.74
22	Citireksadana Rupiah Plus	1,058.76	1,058.58	1,059.01	1,059.16	1,060.39	1,060.00	1,060.25
23	Corfina Rupiah Plus	948.41	948.79	948.66	948.96	948.95	948.95	949.04
24	CorfinaCapital Pendapatan Tetap	1,079.60	1,080.49	1,081.60	1,080.94	1,081.02	1,080.28	1,080.12
25	Dana Likuid Kombinasi	1,018.57	1,018.49	1,019.97	1,019.61	1,019.72	1,020.02	1,020.46
26	Dana Pasti	1,344.04	1,344.52	1,345.81	1,346.21	1,346.67	1,347.04	1,347.43
27	Dana Sejahtera Optima	1,007.87	1,004.69	1,004.58	1,004.77	1,003.84	1,005.75	1,005.80
28	Dana Tetap Arjuna	949.1	942.79	941.08	947.48	954.26	946.14	947.72
29	Dana Tetap Instan	896.28	896.44	897.42	897.64	869.43	895.16	894.68
30	Dana Tetap Optima	1,121.68	1,121.31	1,122.59	1,122.73	1,122.12	1,123.24	1,123.69
31	Danamas Dollar(Rp)	10,782.13	10,778.10	10,802.95	10,802.95	10,879.42	11,007.50	10,897.79
32	Danamas Dollar(US\$)	1.056037	1.056159	1.056524	1.056646	1.056768	1.05689	1.057012
33	Danamas Mantap	1,517.29	1,517.81	1,519.37	1,519.89	1,520.41	1,520.93	1,521.45
34	Danamas Pasti	1,035.63	1,038.25	1,045.23	1,046.43	1,054.29	1,062.19	1,068.56
35	Danareksa Gebyar Indonesia	1,181.98	1,177.50	1,174.98	1,181.12	1,188.72	1,181.50	1,184.38
36	Dollar Plus(Rp)	1,309.26	1,308.52	1,310.79	1,311.97	1,319.56	1,334.84	1,321.29
37	Dollar Plus(US\$)	0.12823	0.12822	0.12819	0.12818	0.12817	0.12817	0.12816
38	Dompot Dhuafa-BTS Syariah	1,133.98	1,132.44	1,140.56	1,133.89	1,131.80	1,127.64	1,127.66
39	EKOFIX	1,160.51	1,157.42	1,157.35	1,156.10	1,155.64	1,153.94	1,154.58

40	FIRST STATE INC. BOND 1.000	1,105.16	1,101.15	1,101.21	1,107.16	1,101.81	1,105.99	1,108.54
41	Fortis Lestari Dua	1,105.16	1,101.15	1,101.21	1,107.16	1,101.81	1,105.99	1,108.54
42	Ganesha Abadi	1,080.47	1,074.64	1,069.72	1,070.12	1,070.24	1,069.70	1,070.56
43	GK Goh Rupiah	1,107.26	1,107.48	1,107.29	1,106.58	1,105.27	1,103.42	1,102.66
44	GK Goh Dollar (Rp)	1,326.51	1,326.05	1,322.52	1,328.45	1,335.87	1,351.06	1,339.41
45	GK Goh Dollar (USD)	0.12992	0.12994	0.12934	0.12980	0.12976	0.12972	0.12991
46	GMT Dana Pasti	1,376.71	1,377.09	1,378.24	1,378.62	1,379.01	1,379.39	1,379.78
47	Indovest Dana Obligasi	1,854.91	1,855.40	1,856.87	1,857.36	1,857.85	1,858.34	1,997.21
48	Investasi Reksa Premium	947.18	947.93	952.98	953.67	954.27	954.94	956.09
49	ITB-Niaga	1,198.68	1,198.96	1,199.96	1,199.37	1,199.41	1,199.68	1,199.90
50	Jisawi Fix Plus	1,228.88	1,222.48	1,224.32	1,221.53	1,222.02	1,222.65	1,217.41
51	LIPPO Dana Mantap	1,183.85	1,183.79	1,184.55	1,183.31	1,183.72	1,171.25	1,167.83
52	Mahanusa Dana Optimum	1,096.14	1,093.43	1,093.88	1,093.31	1,092.69	1,090.86	1,091.28
53	Mahanusa Dana Stabil	919.82	921.84	904.94	921.02	918.02	916.11	914.1
54	Mahanusa Obligasi Negara	1,063.04	1,063.80	1,062.55	1,046.13	1,047.11	1,061.03	1,062.23
55	Mandiri Investa Dollar AS (Rp)	1,055.75	1,055.47	1,057.58	1,058.57	1,063.83	1,074.18	1,065.35
56	Mandiri Investa Dollar AS (USD)	0.1034	0.1034	0.1034	0.1034	0.1033	0.1031	0.1033
57	Manulife Obligasi Negara Indonesia	1,000.50	1,000.69	1,001.34	1,001.58	1,002.37	1,001.82	1,001.94
58	Manulife Obligasi Unggulan	951.41	951.44	952.25	952.45	952.58	952.4	952.88
59	Manulife Obligasi Variabel Negara	1,039.85	1,040.03	1,040.57	1,040.75	1,040.92	1,041.11	1,042.14
60	Manulife Pendapatan Bulanan	894.4	894.58	895.2	895.39	895.62	895.73	895.69
61	Master Pundi	1,198.41	1,196.49	1,198.26	1,197.48	1,194.07	1,195.89	1,194.10
62	MR BOND	1,309.58	1,309.92	1,311.11	1,311.30	1,311.71	1,312.09	1,313.47
63	Niaga Pendapatan Tetap B	1,427.69	1,427.87	1,428.61	1,428.46	1,428.40	1,428.51	1,428.65
64	Niaga Pendapatan Tetap C	1,071.89	1,072.15	1,073.02	1,073.34	1,073.40	1,073.59	1,073.83
65	Niaga Smart Fund	1,095.37	1,093.74	1,094.88	1,094.62	1,095.91	1,094.67	1,095.60
66	Nikko Bond Nusantara	1,371.34	1,371.72	1,369.29	1,369.79	1,370.01	1,370.54	1,371.74
67	Nikko Bunga Nusantara	1,363.27	1,363.74	1,364.71	1,368.25	1,368.75	1,368.99	1,369.13
68	Nikko Gebyar Indonesia	1,201.53	1,199.48	1,195.30	1,200.25	1,209.85	1,201.49	1,206.63
69	Nikko Indah Nusantara	1,602.82	1,603.27	1,604.14	1,608.33	1,608.71	1,609.37	1,609.58
70	Nikko Swarnadwipa	1,170.68	1,162.72	1,160.63	1,170.45	1,179.08	1,169.65	1,170.56
71	Nikko Tron	1,552.40	1,551.37	1,549.68	1,546.09	1,546.48	1,546.74	1,550.00
72	NISP DANA MANTAB	1,000.00	1,000.00	1,000.00	1,000.00	1,000.00	1,000.00	1,000.00
73	NISP Dana Tetap	1,437.12	1,437.38	1,438.27	1,438.58	1,438.93	1,439.28	1,439.59
74	Optima Fund	927.82	928.17	935.64	935.48	935.71	935.86	947.33
75	Optima Obligasi	1,265.82	1,266.23	1,267.54	1,267.94	1,268.34	1,268.85	1,269.25
76	Panin Dana Optima	1,352.59	1,352.63	1,352.76	1,352.80	1,352.84	1,352.88	1,352.90
77	Panin Dana Utama Plus	1,297.35	1,298.26	1,300.96	1,301.86	1,302.76	1,303.66	1,304.56
78	Panin Gebyar Indonesia	1,198.28	1,188.33	1,178.30	1,197.42	1,213.61	1,197.49	1,196.71
79	Paramitra Platinum	1,302.33	1,302.35	1,302.42	1,302.44	1,302.46	1,302.48	1,302.51
80	Pavillion Dana Anugrah	885.31	885.17	885.03	884.97	885.03	885.07	885.09
81	Pendapatan Tetap Abadi	937.26	936	935.94	937.6	937.01	937.2	937.32
82	Pendapatan Tetap Abadi 2	930.26	929.31	911.94	912.38	912.45	912.08	912.77

84	PERMATAINVES	1,189.82	1,190.04	1,190.90	1,196.46	1,192.99	1,196.69	1,198.65
85	Phinisi Dana Tetap Pemerintah	1,546.91	1,547.22	1,548.24	1,548.59	1,549.11	1,549.13	1,549.07
86	Platinum Tetap	1,104.39	1,104.77	1,105.90	1,106.27	1,109.88	1,112.22	1,112.59
87	Premier Dinamis	1,134.92	1,134.73	1,134.15	1,133.95	1,133.76	1,133.57	1,133.38
88	Premier Optima	1,356.91	1,344.88	1,354.94	1,358.30	1,342.82	1,360.74	1,378.57
89	Premier Stabil	1,103.34	1,103.16	1,102.63	1,102.45	1,102.27	1,102.09	1,101.91
90	Prestasi Gebyar Indonesia	1,087.96	1,088.23	1,088.67	1,082.41	1,084.34	1,088.31	1,088.83
91	Prime Fund	963.68	963.73	963.42	964.04	964.49	962.29	962.49
92	Pundi Reksa Dolar(Rp)	1,306.02	1,305.54	1,308.58	1,306.24	1,317.97	1,333.55	1,320.11
93	Pundi Reksa Dolar(US\$)	0.12792	0.12793	0.12798	0.12800	0.12802	0.12804	0.12804
94	Pundi Reksa Rupiah	1,121.28	1,123.74	1,127.71	1,130.39	1,131.15	1,131.67	1,135.11
95	Reksa Dana Gadjah Mada	1,510.97	1,511.09	1,512.56	1,512.66	1,513.01	1,512.93	1,513.68
96	Reksa Dana Nikko Cemerlang Nusantara	1,088.60	1,453.29	1,090.66	1,091.01	1,089.27	1,087.67	1,086.13
97	Reksa Dana PNM Amanah Syariah	797.11	797.44	798.83	799.19	799.57	800.01	800.46
98	Reksa Dana PNM Dana Sejahtera	1,506.38	1,506.97	1,507.97	1,508.41	1,508.76	1,509.05	1,509.26
99	Reksa Dana Prima Reksa	1,453.77	1,453.29	1,455.03	1,456.57	1,456.13	1,458.43	1,459.01
100	Reksa Dana Prima Reksa Pdpt Tetap	1,018.55	1,018.55	1,018.48	1,018.49	1,018.49	1,018.49	1,018.50
101	Reksa Panin	1,406.53	1,405.37	1,401.82	1,400.64	1,399.36	1,398.09	1,396.28
102	Reksa V-Plus	1,372.97	1,375.88	1,378.32	1,355.41	1,353.26	1,369.01	1,368.20
103	REKSA V-PLUS 2	1,069.70	1,070.71	1,069.39	1,050.62	1,051.36	1,066.71	1,068.06
104	Reksadana Buana 88 Pendapatan Tetap	1,301.52	1,300.09	1,300.74	1,303.04	1,301.32	1,303.03	1,304.00
105	Reksadana ORI	1,045.45	1,045.47	1,045.53	1,045.55	1,045.58	1,045.61	1,045.64
106	Reksadana Pdpt Tetap Bunga Bangsa	1,157.81	1,157.96	1,158.29	1,158.34	1,158.42	1,158.46	1,159.10
107	Reksadana RIDO DUA	1,062.40	1,062.41	1,062.47	1,062.49	1,062.50	1,062.53	1,062.55
108	Samuel Dana Pasti	1,072.69	1,060.45	1,061.39	1,063.36	1,064.26	1,065.38	1,065.58
109	Schroder Dana Andalan	1,007.61	1,005.50	1,005.43	1,008.61	1,006.21	1,007.55	1,008.58
110	Schroder Dana Mantap Plus	1,179.30	1,178.69	1,179.48	1,179.08	1,179.07	1,179.84	1,179.85
111	Semesta Obligasi Indonesia	930.39	925.37	926.15	925.83	921.78	921	918.95
112	Si Dana Obligasi Plus	941.08	941.47	942.67	943.14	943.54	943.94	944.34
113	SiDana Obligasi Prima	1,182.14	1,182.64	1,184.14	1,184.64	1,185.14	1,185.64	1,186.14
114	Sulut Fund Stabil	1,318.54	1,318.70	1,319.55	1,319.63	1,319.66	1,320.28	1,320.42
115	Surya	1,089.72	1,089.87	1,090.76	1,091.49	1,083.78	1,091.73	1,091.75
116	Telur Emas	1,265.27	1,264.14	1,264.61	1,264.55	1,262.15	1,261.02	1,260.67
117	Tiga Pilar Dana Tetap	1,032.49	1,031.43	1,031.18	1,028.50	1,026.86	1,025.25	1,025.59
118	Trimegah Dana Tetap	1,526.95	1,529.70	1,533.79	1,536.09	1,540.36	1,552.37	1,573.02
119	Yudistira	93.68	93.69	93.7	93.96	93.71	93.97	94.49
	<b>SAHAM</b>							
1	ABN Amro Dana Saham	1,933.75	1,933.46	1,966.78	1,972.78	1,953.00	1,991.16	2,047.54
2	Arjuna	706.02	706.04	707.03	706.19	707.01	707.05	709.23
3	Bahana Dana Prima	3,211.22	3,196.58	3,256.27	3,286.64	3,253.06	3,311.20	3,388.18
4	BIG Nusantara	528.42	528.91	535.22	539.01	535.97	538.2	552.52
5	Bima	581.06	581.13	581.72	582.2	581.92	582.19	582.96

7	CitiReksaDana Ekuitas	2,926.22	2,919.44	2,982.04	3,004.14	2,972.80	3,015.21	3,108.89
8	Dana Sentosa	1,084.68	1,082.39	1,099.90	1,092.84	1,081.56	1,103.90	1,128.11
9	Danareksa Mawar	1,913.17	1,904.37	1,944.18	1,951.51	1,935.60	1,967.77	2,021.61
10	Manulife Dana Saham	2,360.98	2,352.76	2,391.20	2,401.56	2,384.58	2,418.18	2,486.74
11	Master Dinamis	1,232.96	1,229.40	1,250.54	1,260.36	1,246.21	1,263.36	1,297.28
12	Nikko Saham Nusantara	848.46	849.11	850.92	855.86	851.59	853.5	873.01
13	Panin Dana Maksima	6,463.03	6,454.03	6,503.47	6,531.96	6,553.86	6,627.57	6,759.55
14	Phinisi Dana Saham	4,122.86	4,106.12	4,183.16	4,198.61	4,167.96	4,232.83	4,350.40
15	Platinum Saham	1,667.57	1,653.74	1,690.74	1,698.90	1,675.46	1,720.82	1,777.22
16	Rencana Cerdas	2,696.44	2,685.69	2,728.20	2,743.80	2,719.65	2,752.90	2,828.69
17	Schroder Dana Istimewa	1,088.39	1,082.21	1,104.80	1,107.09	1,095.52	1,116.34	1,149.17
18	Schroder Dana Prestasi Plus	4,913.86	4,887.85	4,991.93	5,003.12	4,943.46	5,032.79	5,166.50
19	Si Dana Saham	9,186.17	9,138.79	9,281.68	9,349.97	9,263.89	9,398.25	9,652.31
	<b>CAMPURAN</b>							
1	AAA Balanced Fund	1,188.02	1,187.48	1,191.71	1,191.75	1,186.19	1,201.16	1,210.04
2	AAA Syariah Fund	1,026.64	1,027.19	1,028.01	1,028.33	1,026.38	1,029.07	1,034.17
3	Bahana Dana Infrastruktur	1,931.19	1,925.09	1,946.00	1,953.46	1,937.92	1,962.53	1,991.72
4	Bahana Dana Selaras	1,914.33	1,915.27	1,931.17	1,938.62	1,931.68	1,944.72	1,966.99
5	Bangun Indonesia	1,624.64	1,625.45	1,622.37	1,562.35	1,568.66	1,561.61	1,569.57
6	Batasa Syariah	1,295.84	1,296.07	1,296.87	1,297.10	1,297.50	1,297.86	1,298.22
7	BIG Palapa	689.36	695.7	696.28	694.76	692.03	691.64	702.42
8	BNI Dana Fleksible	1,434.00	1,434.46	1,435.78	1,436.25	1,436.22	1,436.67	1,437.14
9	BNI Dana Plus Syariah	1,068.07	1,068.37	1,069.27	1,069.58	1,069.88	1,070.14	1,070.45
10	Brahma OPTIMA	1,047.47	1,046.18	1,064.89	1,058.77	1,038.19	1,058.46	1,093.76
11	BSM Investa Berimbang	991.29	984.61	969.4	1,000.10	974.45	973.37	979.28
12	Dana Investa Bersama(*)	981.23	980.91	985.64	985.55	981.91	986.06	991.49
13	Dana Selaras Dinamis	984.56	981.83	980.41	984.12	984.82	983.52	985.31
14	Danareksa Anggrek	1,715.19	1,709.83	1,744.87	1,747.33	1,738.80	1,756.06	1,784.96
15	Danareksa Syariah Berimbang	1,625.43	1,617.61	1,636.59	1,647.24	1,637.62	1,653.03	1,690.95
16	Dhanawibawa Progresif	1,126.04	1,126.22	1,126.88	1,127.03	1,127.06	1,128.28	1,128.42
17	DUIT	4,780.95	4,780.92	4,780.83	4,780.80	4,780.77	4,780.74	4,780.71
18	First State Arjuna Fund	1,067.57	1,065.89	1,065.72	1,068.51	1,069.66	1,068.79	1,071.85
19	First State Ind. Balanced Fund	1,141.27	1,140.37	1,143.15	1,148.45	1,147.43	1,152.89	1,158.46
20	Fortis Pesona	4,038.87	4,007.69	4,079.83	4,099.98	4,059.99	4,131.98	4,254.61
21	Garuda Satu	3,572.14	3,569.58	3,585.33	3,586.40	3,571.58	3,590.20	3,624.57
22	Investasi Reksa Plus	723.99	723.94	724.22	724.3	724.38	724.48	724.58
23	Jisawi Mix	1,866.87	1,868.79	1,886.70	1,901.48	1,893.37	1,917.72	1,960.57
24	Mahanusa Dana Kapital	1,769.08	1,763.78	1,772.45	1,772.06	1,762.06	1,776.03	1,816.31
25	Manulife Dana Campuran	1,756.12	1,752.76	1,773.63	1,777.66	1,770.82	1,785.66	1,817.59
26	Master Berimbang	1,299.98	1,299.07	1,315.66	1,321.58	1,311.31	1,325.44	1,354.16
27	Mega Dana Kombinasi	1,491.33	1,487.35	1,510.69	1,514.87	1,501.50	1,518.47	1,555.64
28	MR.FLEX	2,602.51	2,586.28	2,589.93	2,593.18	2,574.76	2,593.11	2,633.08

29	Fulltime Dinamis 1.03	1,007.29	1,006.21	1,009.51	1,008.82	1,007.97	1,009.66	1,012.37
30	Reksa Dana Paramitra Optimum	1,007.29	1,006.21	1,009.51	1,008.82	1,007.97	1,009.66	1,012.37
31	Reksa Dana PNM Syariah	1,501.95	1,501.08	1,512.87	1,514.32	1,509.56	1,527.47	1,550.58
32	Reksa Dana Prima	951.44	949.48	970.55	969.78	954.11	980.91	1,008.22
33	Reksadana DANA TIRTA	805.51	803.76	806.64	809.12	808.83	807.18	811.65
34	Reksadana PG Synergy	1,236.09	1,236.44	1,237.42	1,237.75	1,238.06	1,238.39	1,238.68
35	SAM Dana Berkembang	3,390.78	3,394.63	3,422.74	3,424.09	3,426.02	3,477.26	3,542.61
36	Schroder Dana Kombinasi	978.67	977.65	981.42	981.05	978.47	982.69	989.91
37	Schroder Dana Prestasi	5,336.88	5,311.35	5,424.40	5,428.78	5,366.71	5,457.28	5,588.94
38	Schroder Dana Terpadu	3,528.51	3,517.01	3,557.59	3,559.60	3,535.30	3,567.57	3,615.13
39	Semesta Dana Maxima	935.29	931.66	935.31	935.95	930.72	935.21	942.41
40	Si Dana Dinamis	1,838.75	1,833.31	1,841.57	1,869.27	1,859.45	1,878.65	1,918.25
41	Si Dana Fleksi	3,375.51	3,359.36	3,396.73	3,416.65	3,399.72	3,430.19	3,540.80
42	Simas Satu	1,903.63	1,905.55	1,934.63	1,935.99	1,921.44	1,944.60	1,953.14
43	Supra Surya Maxima	1,034.89	1,033.22	1,040.56	1,038.04	1,032.83	1,042.35	1,054.06
44	Tiga Pilar Dana Flexi	1,034.23	1,035.10	1,036.78	1,037.92	1,038.19	1,040.01	1,043.22
45	Trimegah Dana Kombinasi	1,856.03	1,849.44	1,878.12	1,881.67	1,866.40	1,890.72	1,937.95



**Data perkembangan NAB bulan Oktober 2005**

	<b>Reksadana Pendapatan Tetap</b>	<b>30-Sep-05</b>	<b>03-Oct-05</b>	<b>04-Oct-05</b>	<b>05-Oct-06</b>	<b>06-Oct-05</b>	<b>07-Oct-05</b>	<b>10-Oct-05</b>	<b>11-Oct-05</b>	<b>12-Oct-05</b>	<b>13-Oct-05</b>	<b>14-Oct-05</b>	<b>17-Oct-05</b>
1	AA Investa Reksa Dollar(Rp)	1,341.10	1,340.06	1,335.58	1,317.42	1,305.13	1,308.46	1,306.74	1,315.27	1,316.01	1,318.70	1,320.11	1,314.97
2	AA Investa Reksa Dollar(USD)	0.13008	0.13010	0.13011	0.13012	0.13012	0.13013	0.13015	0.13016	0.13017	0.13018	0.13019	0.13022
3	AA-MAN Optima	856.73	857.14	857.29	857.26	857.36	857.6	858.82	859.29	859.73	861.13	856.83	856.2
4	AA-MAN Pendapatan Tetap	1,058.21	1,059.37	1,064.66	1,064.96	1,065.22	1,065.36	1,065.44	1,065.47	1,065.50	1,065.53	1,065.56	1,065.64
5	AAA Bond Fund	946.54	949.77	951.31	953.21	954.09	955.05	958.1	958.88	960.91	961.88	962.85	964.5
6	ABN Amro Dana Dollar AS (USD)	0.2611	0.2612	0.2612	0.2612	0.2612	0.2612	0.2612	0.2612	0.2612	0.2612	0.2612	0.2612
7	ABN Amro Dana Dollar AS(NAB Indikasi)	2,692.38	2,690.00	2,680.94	2,644.46	2,619.64	2,626.25	2,622.89	2,639.63	2,640.97	2,646.27	2,648.80	2,638.08
8	ABN Amro Dana Hasil Berkala	1,151.86	1,113.02	1,112.65	1,111.39	1,115.28	1,097.91	1,099.55	1,100.71	1,100.51	1,102.70	1,097.99	1,089.33
9	ABN Amro Dana Pendapatan Tetap	834.59	833.72	831.49	831.74	831.97	832.23	832.97	832.29	831.44	831.72	831.05	831.12
10	Bahana Dana Arjuna	995.78	996.65	996.47	995.82	995.84	997.02	998.23	998.51	998.06	999.87	998.58	999.31
11	Batasa Pendapatan Tetap	1,008.88	1,009.55	1,001.56	992.17	989.32	989.18	992.01	993.38	995.71	995.76	999.33	1,008.47
12	Berlian	1,291.42	1,291.15	1,294.61	1,295.02	1,295.70	1,295.86	1,295.48	1,296.57	1,294.56	1,297.35	1,296.21	1,297.52
13	BIG Dana Likuid	1,343.97	1,345.54	1,346.05	1,346.35	1,346.73	1,347.05	1,348.19	1,348.70	1,349.21	1,349.73	1,350.23	1,351.78
14	BNI Dana Berbunga Dua	1,328.09	1,329.80	1,330.40	1,330.99	1,331.63	1,332.23	1,333.67	1,334.17	1,334.68	1,335.22	1,335.77	1,344.31
15	BNI Dana Lancar	1,319.87	1,320.83	1,321.16	1,321.59	1,322.11	1,322.65	1,324.26	1,324.81	1,325.07	1,325.60	1,326.16	1,327.82
16	BNI Dana Plus	1,120.64	1,121.77	1,122.17	1,122.68	1,123.56	1,125.67	1,126.71	1,127.44	1,127.82	1,128.49	1,129.37	1,130.77
17	BNI Dana Syariah	1,050.38	1,051.45	1,051.81	1,052.17	1,052.52	1,052.89	1,053.80	1,054.17	1,054.54	1,054.90	1,055.27	1,056.37
18	Brahma MAXIMA	1,002.31	1,002.70	1,002.78	1,009.71	1,011.40	1,013.77	1,013.71	1,010.59	1,010.74	1,012.34	1,012.48	1,013.66
19	Brent Dana Tetap	1,149.89	1,150.82	1,151.13	1,151.45	1,151.76	1,152.07	1,153.01	1,153.32	1,153.63	1,153.94	1,154.24	1,155.18
20	Brivestama Pasti	1,143.99	1,144.43	1,144.58	1,144.85	1,141.59	1,143.97	1,145.70	1,145.82	1,145.96	1,149.08	1,145.51	1,145.16
21	CAM Dana Mantap	980.74	981.6	977.5	970.88	969.52	969.12	969.71	969.95	970.88	971.33	973.04	980.31
22	Citireksadana Rupiah Plus	1,060.25	1,060.95	1,061.55	1,063.85	1,064.66	1,065.44	1,065.74	1,065.11	1,064.70	1,065.15	1,065.36	1,066.05
23	Corfina Rupiah Plus	949.04	949.55	950.79	951.67	952.98	954	953.14	953.15	952.32	952.61	952.76	953.16
24	CorfinaCapital Pendapatan Tetap	1,080.12	1,081.04	1,082.71	1,089.17	1,092.32	1,094.37	1,094.37	1,092.94	1,091.13	1,092.00	1,092.18	1,092.71
25	Dana Likuid Kombinasi	1,020.46	1,020.58	1,021.28	1,018.38	1,021.36	1,021.51	1,022.33	1,022.10	1,021.77	1,024.79	1,023.97	1,025.59
26	Dana Pasti	1,347.43	1,348.62	1,349.01	1,349.39	1,349.77	1,350.14	1,351.43	1,351.80	1,352.16	1,352.56	1,352.94	1,354.18
27	Dana Sejahtera Optima	1,005.80	1,006.55	1,007.10	1,005.83	1,006.70	1,007.88	1,009.55	1,009.72	1,009.63	1,010.16	1,008.18	1,008.59
28	Dana Tetap Arjuna	947.72	948.23	948.9	949.72	947.69	949.94	951.07	951.11	950.44	953.26	950.62	951.27
29	Dana Tetap Instan	894.68	895.32	895.36	901.4	901.61	902.56	904.3	905.02	906.5	904.87	904.31	905.94
30	Dana Tetap Optima	1,123.69	1,125.78	1,125.79	1,125.51	1,126.44	1,128.27	1,130.53	1,131.10	1,131.85	1,131.90	1,133.02	1,134.91
31	Danamas Dollar(Rp)	10,897.79	10,890.98	10,855.22	10,708.41	10,609.16	10,636.83	10,624.63	10,694.65	10,701.18	10,723.58	10,735.41	10,694.64
32	Danamas Dollar(US\$)	1.057012	1.057377	1.057499	1.057621	1.057743	1.057865	1.058231	1.058353	1.058475	1.058597	1.058719	1.059085
33	Danamas Mantap	1,521.45	1,523.02	1,523.54	1,524.06	1,524.58	1,525.10	1,526.70	1,527.24	1,527.77	1,528.31	1,528.84	1,530.44
34	Danamas Pasti	1,068.56	1,089.45	1,094.78	1,100.11	1,099.35	1,097.32	1,096.47	1,095.84	1,095.52	1,094.97	1,094.35	1,092.49
35	Danareksa Gebyar Indonesia	1,184.38	1,185.04	1,185.60	1,185.66	1,184.17	1,187.09	1,189.47	1,189.90	1,189.75	1,191.05	1,188.90	1,189.16
36	Dollar Plus(Rp)	1,321.29	1,319.69	1,315.10	1,299.39	1,284.79	1,287.89	1,285.66	1,293.88	1,294.41	1,296.93	1,298.11	1,292.42
37	Dollar Plus(US\$)	0.12816	0.12813	0.12812	0.12834	0.12809	0.12808	0.12805	0.12804	0.12803	0.12803	0.12802	0.12799
38	Dompert Dhuafa-BTS Syariah	1,127.66	1,128.58	1,126.92	1,128.91	1,129.45	1,128.78	1,132.32	1,132.66	1,132.85	1,132.62	1,133.24	1,133.74
39	EKOFIX	1,154.58	1,156.41	1,155.36	1,154.65	1,154.48	1,156.24	1,157.74	1,157.29	1,156.06	1,156.81	1,156.89	1,158.22
40	First State Ind. Bond Fund	1,118.35	1,119.14	1,120.03	1,119.64	1,120.01	1,120.55	1,120.35	1,121.41	1,121.34	1,121.73	1,122.21	1,122.49
41	Fortis Lestari Dua	1,108.54	1,109.08	1,109.27	1,109.45	1,110.66	1,110.74	1,115.08	1,116.76	1,119.94	1,115.40	1,115.74	1,116.39




42	Ganesha Abadi	1,070.56	1,071.17	1,071.59	1,070.59	1,070.74	1,072.39	1,074.05	1,074.19	1,073.50	1,072.86	1,073.70	1,074.44
43	GK Goh Rupiah	1,102.66	1,102.96	1,103.33	1,104.61	1,103.36	1,103.64	1,104.15	1,105.06	1,104.77	1,101.23	1,101.46	1,102.62
44	GKGoh Dollar(Rp)	1,339.41	1,337.36	1,332.57	1,313.75	1,299.06	1,302.84	1,293.00	1,300.57	1,310.07	1,311.30	1,311.72	1,305.88
45	GKGoh Dollar(USD)	0.12991	0.12984	0.12982	0.12975	0.12952	0.12957	0.12879	0.12871	0.12871	0.12958	0.12945	0.12932
46	GMT Dana Pasti	1,379.78	1,380.92	1,381.30	1,381.69	1,382.07	1,382.45	1,383.61	1,383.99	1,384.41	1,384.80	1,385.18	1,386.43
47	Indovest Dana Obligasi	1,997.21	1,996.96	1,996.94	1,996.92	1,997.02	1,997.20	1,997.67	1,997.17	1,997.42	1,997.66	1,997.91	1,998.66
48	Investasi Reksa Premium	956.09	958.48	959.36	960.16	961.86	963.3	966.24	967.4	970.03	972.03	973.21	978.15
49	ITB-Niaga	1,199.90	1,200.14	1,200.27	1,200.15	1,200.08	1,200.14	1,200.75	1,200.76	1,200.75	1,200.97	1,201.07	1,201.24
50	Jisawi Fix Plus	1,217.41	1,224.95	1,222.23	1,197.84	1,233.46	1,192.51	1,194.79	1,188.50	1,197.80	1,220.11	1,213.48	1,209.01
51	LIPPO Dana Mantap	1,167.83	1,169.33	1,168.97	1,169.30	1,170.29	1,171.42	1,172.83	1,172.87	1,173.61	1,172.92	1,173.56	1,175.61
52	Mahanusa Dana Optimum	1,091.28	1,092.48	1,092.51	1,093.25	1,094.46	1,096.23	1,097.79	1,097.42	1,096.17	1,097.53	1,097.08	1,098.11
53	Mahanusa Dana Stabil	914.1	909.38	916.9	911.03	911.76	913.11	917.58	916.83	916.05	920.55	912.21	916.6
54	Mahanusa Obligasi Negara	1,062.23	1,063.32	1,065.25	1,071.10	1,076.60	1,082.43	1,081.57	1,080.75	1,079.55	1,080.20	1,080.20	1,081.37
55	Mandiri Investa Dollar AS (Rp)	1,065.35	1,064.55	1,061.81	1,050.41	1,042.72	1,044.90	1,043.98	1,049.45	1,050.00	1,051.78	1,052.74	1,049.68
56	Mandiri Investa Dollar AS (USD)	0.1033	0.1034	0.1034	0.1037	0.104	0.1039	0.104	0.1039	0.1039	0.1038	0.1038	0.1039
57	Manulife Obligasi Negara Indonesia	1,001.94	1,002.47	1,005.30	1,005.04	1,008.43	1,009.88	1,011.84	1,011.82	1,010.77	1,010.52	1,010.39	1,012.42
58	Manulife Obligasi Unggulan	952.88	953.4	953.44	955.84	956.02	957.29	956.85	956.52	956.1	957.26	956.89	958.96
59	Manulife Obligasi Variabel Negara	1,042.14	1,042.66	1,042.83	1,045.11	1,045.28	1,045.46	1,072.77	1,072.70	1,072.71	1,075.76	1,071.79	1,071.69
60	Manulife Pendapatan Bulanan	895.69	896	897.05	899.33	900.17	901.21	907.98	908.54	907.78	910.04	905.31	908.2
61	Master Pundi	1,194.10	1,194.76	1,192.79	1,192.06	1,192.46	1,193.35	1,194.45	1,194.16	1,194.52	1,195.31	1,195.37	1,195.99
62	MR BOND	1,313.47	1,314.16	1,314.33	1,314.73	1,314.86	1,315.13	1,315.90	1,316.06	1,316.52	1,316.81	1,317.02	1,317.66
63	Niaga Pendapatan Tetap B	1,428.65	1,428.97	1,429.06	1,428.90	1,429.23	1,429.63	1,430.51	1,430.72	1,430.97	1,431.48	1,431.77	1,432.79
64	Niaga Pendapatan Tetap C	1,073.83	1,074.58	1,074.76	1,074.65	1,075.01	1,075.29	1,075.42	1,075.48	1,075.55	1,075.92	1,076.13	1,076.46
65	Niaga Smart Fund	1,095.60	1,096.19	1,097.72	1,098.96	1,117.51	1,123.19	1,122.37	1,117.99	1,118.13	1,117.32	1,118.61	1,118.71
66	Nikko Bond Nusantara	1,371.74	1,372.47	1,372.83	1,373.17	1,373.57	1,374.18	1,374.88	1,375.41	1,375.58	1,375.98	1,376.57	1,377.57
67	Nikko Bunga Nusantara	1,369.13	1,369.66	1,369.78	1,370.12	1,370.35	1,370.80	1,371.80	1,372.26	1,372.35	1,372.70	1,373.34	1,373.72
68	Nikko Gebyar Indonesia	1,206.63	1,206.26	1,207.23	1,208.25	1,209.26	1,213.01	1,217.70	1,218.36	1,217.08	1,217.48	1,217.38	1,216.61
69	Nikko Indah Nusantara	1,609.58	1,610.63	1,610.91	1,611.00	1,611.29	1,611.81	1,612.07	1,612.40	1,612.80	1,613.01	1,613.66	1,614.52
70	Nikko Swarnadwipa	1,170.56	1,168.09	1,168.08	1,168.23	1,163.24	1,167.02	1,169.82	1,170.36	1,170.75	1,174.91	1,170.43	1,170.90
71	Nikko Tron	1,550.00	1,551.04	1,551.47	1,551.56	1,551.99	1,552.47	1,553.75	1,554.46	1,554.88	1,555.29	1,555.76	1,556.42
72	NISP DANA MANTAB	1,000.00	1,000.00	1,000.00	1,000.00	1,000.00	1,000.00	1,000.00	1,000.00	1,000.00	1,000.00	1,000.00	1,000.00
73	NISP Dana Tetap	1,439.59	1,440.66	1,441.02	1,441.38	1,441.78	1,442.18	1,443.37	1,443.76	1,444.16	1,444.55	1,444.95	1,446.14
74	Optima Fund	947.33	948.65	947.25	963.2	967.65	970.07	970.97	968.73	968.83	968.88	970.68	973.31
75	Optima Obligasi	1,269.25	1,270.54	1,270.97	1,271.41	1,272.17	1,272.56	1,273.61	1,273.91	1,274.68	1,275.08	1,275.48	1,276.63
76	Panin Dana Optima	1,352.90	1,353.02	1,353.06	1,353.10	1,353.14	1,353.19	1,353.31	1,353.35	1,353.39	1,353.43	1,353.47	1,353.60
77	Panin Dana Utama Plus	1,304.56	1,305.76	1,306.20	1,306.60	1,307.00	1,307.40	1,308.60	1,309.02	1,309.43	1,309.83	1,310.25	1,311.57
78	Panin Gebyar Indonesia	1,196.71	1,197.50	1,197.76	1,198.94	1,188.25	1,194.22	1,199.13	1,199.28	1,199.59	1,218.51	1,189.61	1,200.84
79	Paramitra Platinum	1,302.51	1,302.57	1,302.59	1,302.65	1,303.76	1,044.59	1,046.10	1,046.61	1,046.71	1,047.06	1,047.46	1,048.38
80	Pavillion Dana Anugrah	885.09	885.03	885.03	885.02	885.01	885.01	878.57	882.03	868.02	869.75	870.03	871.46
81	Pendapatan Tetap Abadi	937.32	937.81	937.65	937.54	938.02	938.03	939.57	940.47	940.71	941.84	940.13	940.92
82	Pendapatan Tetap Abadi 2	912.77	914.27	913.76	913.75	913.41	914.74	916.38	916.71	916.46	914.2	914.25	915.44
83	Pendapatan Tetap Sentosa	802	800.07	800.04	800.01	800.04	800.05	800.11	800.11	800.12	800.13	800.14	800.18
84	PERMATAINVES	1,198.65	1,199.50	1,199.79	1,200.45	1,201.48	1,201.22	1,205.00	1,206.62	1,209.23	1,209.36	1,209.92	1,210.73
85	Phinisi Dana Tetap Pemerintah	1,549.07	1,549.20	1,551.63	1,553.83	1,555.77	1,556.91	1,563.00	1,564.06	1,562.81	1,566.58	1,562.30	1,565.06

86	Platinum Tetap	1,112.59	1,113.96	1,114.32	1,114.68	1,115.06	1,115.44	1,116.58	1,116.97	1,117.39	1,117.75	1,118.13	1,119.27
87	Premier Dinamis	1,133.38	1,132.66	1,132.46	1,132.27	1,132.08	1,131.89	1,131.31	1,130.86	1,130.26	1,130.07	1,129.87	1,129.30
88	Premier Optima	1,378.57	1,379.15	1,386.75	1,387.16	1,375.65	1,371.49	1,376.17	1,377.99	1,371.02	1,366.45	1,375.36	1,378.42
89	Premier Stabil	1,101.91	1,101.24	1,101.06	1,100.88	1,100.71	1,100.53	1,099.99	1,099.57	1,099.01	1,098.83	1,098.65	1,098.12
90	Prestasi Gebyar Indonesia	1,088.83	1,089.69	1,090.68	1,097.27	1,099.35	1,103.17	1,103.37	1,102.58	1,101.21	1,102.07	1,102.26	1,103.98
91	Prime Fund	962.49	963.12	963.33	963.28	961.45	961.67	962.5	962.75	962.97	963.19	963.42	964.11
92	Pundi Reksa Dolar(Rp)	1,320.11	1,319.48	1,315.20	1,297.47	1,285.51	1,288.93	1,287.64	1,296.18	1,297.04	1,299.82	1,301.31	1,296.56
93	Pundi Reksa Dolar(US\$)	0.12804	0.12811	0.12813	0.12815	0.12817	0.12819	0.12825	0.12827	0.12829	0.12831	0.12834	0.12840
94	Pundi Reksa Rupiah	1,135.11	1,136.00	1,136.57	1,137.31	1,137.66	1,139.44	1,140.85	1,142.69	1,142.72	1,144.93	1,153.17	1,154.98
95	Reksa Dana Gadjah Mada	1,513.68	1,513.93	1,514.22	1,514.18	1,514.35	1,514.77	1,515.51	1,515.70	1,515.81	1,516.00	1,516.34	1,516.88
96	Reksa Dana Nikko Cemerlang Nusantara	1,086.13	1,087.33	1,089.06	1,087.85	1,087.35	1,087.78	1,088.62	1,089.62	1,089.02	1,091.64	1,090.97	1,090.66
97	Reksa Dana PNM Amanah Syariah	800.46	801.57	802.12	802.45	802.92	803.25	804.23	804.63	805.14	805.51	807.74	808.44
98	Reksa Dana PNM Dana Sejahtera	1,509.26	1,510.04	1,510.33	1,510.96	1,512.01	1,512.55	1,513.20	1,513.53	1,513.69	1,513.93	1,514.24	1,515.11
99	Reksa Dana Prima Reksa	1,459.01	1,459.94	1,460.25	1,461.47	1,461.79	1,461.05	1,462.23	1,462.90	1,462.93	1,463.11	1,463.98	1,464.93
100	Reksa Dana Prima Reksa Pdpt Tetap	1,018.50	1,018.49	1,018.49	1,018.68	1,018.68	1,018.68	1,018.70	1,018.70	1,018.70	1,018.71	1,018.71	1,017.97
101	Reksa Panin	1,396.28	1,396.94	1,397.55	1,398.20	1,398.85	1,399.54	1,401.70	1,402.42	1,403.15	1,403.90	1,404.67	1,407.19
102	Reksa V-Plus	1,368.20	1,369.84	1,370.63	1,394.19	1,402.82	1,409.50	1,409.26	1,406.93	1,406.60	1,406.61	1,407.23	1,409.26
103	REKSA V-PLUS 2	1,068.06	1,069.28	1,070.16	1,075.67	1,083.32	1,089.13	1,089.00	1,088.31	1,088.40	1,088.59	1,088.83	1,090.21
104	Reksadana Buana 88 Pendapatan Tetap	1,304.00	1,304.55	1,304.61	1,304.74	1,305.27	1,305.46	1,307.51	1,308.27	1,309.54	1,307.97	1,308.07	1,308.53
105	Reksadana ORI	1,045.64	1,159.64	1,045.74	1,045.75	1,045.77	1,045.80	1,045.86	1,045.88	1,045.91	1,045.93	1,045.96	1,046.00
106	Reksadana Pdpt Tetap Bunga Bangsa	1,159.10	1,062.61	1,159.68	1,159.71	1,159.72	1,159.72	1,160.24	1,160.42	1,160.59	1,160.78	1,160.97	1,161.53
107	Reksadana RIDO DUA	1,062.55	1,012.44	1,062.63	1,062.66	1,062.69	1,062.72	1,062.79	1,062.81	1,062.84	1,062.86	1,062.89	1,062.95
108	Samuel Dana Pasti	1,065.58	1,064.36	1,055.72	1,056.04	1,056.36	1,057.46	1,058.32	1,058.64	1,058.97	1,059.51	1,059.85	1,060.89
109	Schroder Dana Andalan	1,008.58	1,009.14	1,009.54	1,011.58	1,012.59	1,013.45	1,014.85	1,015.45	1,016.13	1,014.64	1,014.92	1,015.52
110	Schroder Dana Mantap Plus	1,179.85	1,179.88	1,180.65	1,185.65	1,187.01	1,189.41	1,189.44	1,189.58	1,188.32	1,188.28	1,188.95	1,190.39
111	Semesta Obligasi Indonesia	918.95	918.89	917.51	915.27	915.22	914.22	915.81	916.36	916.06	918.33	916.49	916.41
112	Si Dana Obligasi Plus	944.34	945.54	945.95	946.35	946.75	947.15	948.35	948.75	949.15	949.55	950.05	951.55
113	SiDana Obligasi Prima	1,186.14	1,187.68	1,188.18	1,188.68	1,189.18	1,189.69	1,191.49	1,192.49	1,193.49	1,194.49	1,195.02	1,199.02
114	Sulut Fund Stabil	1,320.42	1,321.56	1,321.63	1,322.96	1,323.06	1,323.30	1,324.22	1,324.33	1,325.39	1,325.57	1,325.62	1,326.40
115	Surya	1,091.75	1,092.24	1,092.44	1,092.43	1,092.49	1,092.41	1,092.77	1,092.95	1,093.13	1,093.19	1,093.49	1,093.94
116	Telur Emas	1,260.67	1,262.53	1,262.12	1,262.15	1,262.19	1,261.79	1,262.93	1,263.03	1,262.15	1,254.25	1,253.23	1,255.10
117	Tiga Pilar Dana Tetap	1,025.59	1,026.79	1,026.04	1,026.15	1,027.15	1,028.18	1,027.28	1,027.95	1,027.41	1,027.61	1,027.56	1,028.38
118	Trimegah Dana Tetap	1,573.02	1,574.62	1,576.70	1,577.37	1,580.32	1,580.77	1,582.58	1,583.02	1,583.68	1,584.48	1,585.89	1,587.99
119	Yudistira	94.49	94.50	94.50	93.99	93.74	93.49	93.50	94.02	93.25	93.51	93.26	93.27
	<b>Reksadana Saham</b>	<b>30-Sep-05</b>	<b>03-Oct-05</b>	<b>04-Oct-05</b>	<b>05-Oct-06</b>	<b>06-Oct-05</b>	<b>07-Oct-05</b>	<b>10-Oct-05</b>	<b>11-Oct-05</b>	<b>12-Oct-05</b>	<b>13-Oct-05</b>	<b>14-Oct-05</b>	<b>17-Oct-05</b>
1	ABN Amro Dana Saham	2,047.54	2,045.23	2,080.79	2,082.18	2,055.55	2,041.34	2,050.00	2,051.93	2,054.05	2,032.05	2,042.21	2,026.15
2	Arjuna	709.23	709.24	709.3	709.31	709.27	709.21	711.38	711.4	713.51	713.49	713.55	713.58
3	Bahana Dana Prima	3,388.18	3,388.40	3,435.90	3,419.45	3,365.70	3,348.48	3,356.17	3,361.06	3,340.69	3,318.12	3,329.14	3,321.50
4	BIG Nusantara	552.52	556.36	558.63	557.89	551.98	551.09	557.2	555.57	648.49	648.66	652.86	652.54
5	Bima	582.96	582.77	583.93	583.79	583.18	583.34	583.22	583.12	583.19	582.95	583.32	583.3
6	BNI Dana Berkembang	1,529.90	1,533.19	1,544.42	1,541.12	1,531.95	1,528.13	1,535.04	1,539.42	1,535.22	1,531.39	1,544.65	1,547.88
7	CitiReksaDana Ekuitas	3,108.89	3,176.09	3,288.01	3,260.57	3,209.01	3,228.47	3,237.68	3,235.12	3,235.27	3,203.99	3,212.89	3,199.83
8	Dana Sentosa	1,128.11	1,126.18	1,127.30	1,130.02	1,112.29	1,118.22	1,124.38	1,127.79	1,126.25	1,112.78	1,123.16	1,116.54
9	Danareksa Mawar	2,021.61	2,053.51	2,104.04	2,089.58	2,059.34	2,063.81	2,074.94	2,075.90	2,074.68	2,055.86	2,059.73	2,052.56

10	Manulife Dana Saham	2,486.74	2,512.39	2,562.41	2,555.08	2,518.89	2,523.40	2,526.58	2,529.16	2,531.30	2,512.60	2,518.47	2,511.25
11	Master Dinamis	1,297.28	1,310.93	1,349.78	1,344.84	1,327.46	1,335.89	1,336.82	1,336.30	1,334.85	1,329.73	1,335.22	1,330.64
12	Nikko Saham Nusantara	873.01	869	878.31	874.72	867.48	866.32	869.37	865.42	864.56	869.21	873.9	868.71
13	Panin Dana Maksima	6,759.55	6,790.85	6,924.32	6,929.11	6,913.23	6,910.14	6,919.46	6,925.37	6,919.53	6,932.66	6,950.54	6,921.73
14	Phinisi Dana Saham	4,360.40	4,404.60	4,495.43	4,478.40	4,413.54	4,418.77	4,429.35	4,428.82	4,429.12	4,393.11	4,402.35	4,386.82
15	Platinum Saham	1,777.22	1,778.44	1,799.95	1,793.26	1,762.28	1,757.10	1,774.07	1,776.18	1,763.70	1,762.39	1,795.59	1,799.61
16	Rencana Cerdas	2,828.69	2,862.37	2,926.03	2,915.97	2,886.66	2,892.14	2,897.79	2,898.18	2,885.89	2,873.03	2,889.76	2,884.27
17	Schroder Dana Istimewa	1,149.17	1,150.39	1,169.15	1,173.32	1,158.41	1,148.49	1,157.17	1,157.65	1,154.01	1,140.90	1,149.04	1,145.57
18	Schroder Dana Prestasi Plus	5,166.50	5,176.24	5,254.79	5,249.26	5,185.76	5,140.61	5,175.06	5,167.50	5,138.81	5,097.72	5,126.08	5,111.66
19	Si Dana Saham	9,652.31	9,744.85	9,931.86	9,918.42	9,803.27	9,816.73	9,813.59	9,808.75	9,819.18	9,789.45	9,834.74	9,809.84
	<b>Reksadana Campuran</b>	30-Sep-05	03-Oct-05	04-Oct-05	05-Oct-06	06-Oct-05	07-Oct-05	10-Oct-05	11-Oct-05	12-Oct-05	13-Oct-05	14-Oct-05	17-Oct-05
1	AAA Balanced Fund	1,210.04	1,205.95	1,211.39	1,213.33	1,208.15	1,206.87	1,207.81	1,207.56	1,209.47	1,206.96	1,211.67	1,208.54
2	AAA Syariah Fund	1,034.17	1,034.47	1,035.94	1,037.12	1,035.66	1,035.61	1,036.56	1,037.10	1,036.37	1,036.08	1,038.07	1,039.94
3	Bahana Dana Infrastruktur	1,991.72	1,994.78	2,012.77	2,008.40	1,988.30	1,982.63	1,998.55	1,997.78	1,991.20	1,980.53	1,988.58	1,996.92
4	Bahana Dana Selaras	1,966.99	1,973.14	2,001.80	2,001.28	1,967.35	1,968.63	1,971.50	1,968.59	1,968.75	1,957.90	1,961.23	1,955.50
5	Bangun Indonesia	1,569.57	1,569.88	1,569.17	1,568.54	1,562.32	1,566.78	1,569.42	1,569.16	1,567.91	1,567.62	1,567.65	1,566.00
6	Batasa Syariah	1,298.22	1,299.50	1,300.04	1,300.38	1,300.79	1,301.19	1,302.22	1,302.56	1,302.94	1,304.53	1,305.32	1,306.61
7	BIG Palapa	702.42	698.34	700.52	700.45	698.36	698.84	702.74	701.07	766.54	764.56	761.18	761.02
8	BNI Dana Fleksible	1,437.14	1,438.56	1,439.03	1,439.51	1,439.99	1,440.47	1,441.83	1,442.36	1,442.68	1,443.19	1,443.69	1,446.41
9	BNI Dana Plus Syariah	1,070.45	1,071.36	1,071.67	1,071.98	1,072.29	1,072.60	1,073.38	1,073.69	1,073.99	1,074.30	1,074.61	1,074.91
10	Brahma OPTIMA	1,093.76	1,087.27	1,098.41	1,104.60	1,089.27	1,086.83	1,083.89	1,083.67	1,080.23	1,072.66	1,088.81	1,092.36
11	BSM Investa Berimbang	979.28	980.37	983.66	984.19	980.75	979.23	978.7	979.87	953.78	953.18	954.39	953.97
12	Dana Investa Bersama(*)	991.49	995.95	1,002.45	1,001.74	998.54	1,000.69	1,001.44	1,002.53	1,003.33	1,002.11	1,003.52	1,003.30
13	Dana Selaras Dinamis	985.31	986.51	987.72	985.67	984.65	985.30	984.98	983.67	983.18	984.34	979.83	980.16
14	Danareksa Angrek	1,784.96	1,800.63	1,824.39	1,816.41	1,801.05	1,801.41	1,814.25	1,813.34	1,815.99	1,803.84	1,779.27	1,804.03
15	Danareksa Syariah Berimbang	1,690.95	1,721.89	1,763.29	1,759.45	1,751.49	1,764.66	1,765.84	1,771.84	1,731.59	1,769.33	1,769.44	1,758.97
16	Dhanawibawa Progresif	1,128.42	1,129.32	1,129.34	1,130.52	1,130.70	1,131.05	1,131.96	1,132.06	1,133.15	1,133.21	1,133.51	1,134.33
17	DUIT	4,780.71	4,780.62	4,780.59	4,780.56	4,780.53	4,780.5	4,780.41	4,780.38	4,780.35	4,780.32	4,780.29	4,780.19
18	First State Arjuna Fund	1,071.85	1,073.03	1,076.08	1,078.69	1,077.43	1,078.1	1,080.41	1,080.90	1,081.25	1,080.81	1,081.06	1,080.97
19	First State Ind. Balanced Fund	1,158.46	1,160.42	1,168.70	1,167.75	1,164.33	1,166.61	1,166.91	1,167.80	1,168.15	1,168.11	1,169.89	1,169.15
20	Fortis Pesona	4,254.61	4,279.83	4,368.60	4,358.89	4,314.76	4,313.04	4,322.58	4,327.58	4,307.37	4,283.19	4,312.45	4,300.46
21	Garuda Satu	3,624.57	3,620.07	3,633.47	3,642.64	3,624.61	3,618.68	3,616.27	3,616.92	3,613.41	3,603.74	3,613.43	3,616.42
22	Investasi Reksa Plus	724.58	724.88	724.99	725.08	725.18	725.21	726.68	726.78	726.68	726.78	726.88	727.19
23	Jisawi Mix	1,960.57	1,981.13	2,011.94	2,009.14	1,973.25	1,982.43	1,976.91	1,979.09	1,975.90	1,959.91	1,977.57	1,982.01
24	Mahanusa Dana Kapital	1,816.31	1,821.44	1,841.88	1,840.74	1,824.48	1,812.23	1,818.32	1,820.13	1,827.37	1,819.64	1,821.40	1,821.35
25	Manulife Dana Campuran	1,817.59	1,828.37	1,852.69	1,850.32	1,834.63	1,836.79	1,840.91	1,842.01	1,841.02	1,833.11	1,834.07	1,832.58
26	Master Berimbang	1,354.16	1,374.53	1,412.38	1,405.59	1,389.08	1,400.20	1,399.62	1,404.66	1,405.36	1,401.37	1,403.45	1,401.92
27	Mega Dana Kombinasi	1,555.64	1,572.24	1,596.29	1,589.71	1,570.44	1,572.18	1,574.91	1,574.34	1,576.64	1,565.97	1,570.81	1,566.14
28	MR.FLEX	2,633.08	2,618.95	2,625.37	2,630.03	2,615.47	2,609.97	2,611.50	2,607.49	2,597.00	2,592.38	2,608.09	2,604.14
29	Portfolio Dinamis Plus	999.36	978.76	963.22	962.77	961.11	952.71	953.74	954.49	903.9	902.81	902.01	892.86
30	Reksa Dana Paramitra Optimum	1,012.37	1,012.39	1,012.75	1,013.50	1,013.08	1,007.6	1,008.24	1,008.32	1,008.87	988.27	988.13	987.73
31	Reksa Dana PNM Syariah	1,550.58	1,552.00	1,568.60	1,572.07	1,561.18	1,560.72	1,565.22	1,573.75	1,578.74	1,568.50	1,576.18	1,578.90
32	Reksa Dana Prima	1,008.22	1,004.64	1,008.26	1,003.87	986.91	985.86	922.5	988.72	982.32	974.6	983.54	980.44
33	Reksadana DANA TIRTA	811.65	813.75	814.88	814.97	818.46	820.31	821.51	822.09	823.19	822.03	820.76	821.76

34	Reksadana PG Synergy	1,238.68	1,239.55	1,239.90	1,240.25	1,240.60	1,240.98	1,242.08	1,242.44	1,242.82	1,243.21	1,243.60	1,244.78
35	SAM Dana Berkembang	3,542.61	3,527.33	3,543.67	3,554.19	3,524.88	3,527.25	3,505.33	3,506.21	3,500.66	3,485.32	3,493.33	3,486.93
36	Schroder Dana Kombinasi	989.91	990.85	994.49	1,001.16	999.23	998.66	1,000.03	1,000.07	998.79	995.93	998.18	998.84
37	Schroder Dana Prestasi	5,588.94	5,596.19	5,668.83	5,665.61	5,598.89	5,546.76	5,588.77	5,577.54	5,547.18	5,503.48	5,531.78	5,516.69
38	Schroder Dana Terpadu	3,615.13	3,614.66	3,637.89	3,653.39	3,633.17	3,614.68	3,632.17	3,626.25	3,614.26	3,594.77	3,610.13	3,601.58
39	Semesta Dana Maxima	942.41	939.41	948.76	949.63	943.2	943.07	945.91	948.16	947.49	946.62	949.86	951.35
40	Si Dana Dinamis	1,918.25	1,934.53	1,963.86	1,959.85	1,939.50	1,938.48	1,928.61	1,922.56	1,926.68	1,920.30	1,931.54	1,930.13
41	Si Dana Fleksi	3,540.80	3,577.08	3,683.58	3,671.67	3,645.03	3,643.34	3,642.62	3,621.56	3,622.95	3,612.58	3,637.34	3,634.39
42	Simas Satu	1,953.14	1,949.66	1,957.41	1,952.24	1,953.16	2,013.30	2,017.71	2,020.07	2,020.23	2,016.43	2,016.02	2,012.10
43	Supra Surya Maxima	1,054.06	1,051.48	1,054.22	1,053.74	1,039.90	1,046.82	1,051.11	1,054.66	1,051.19	1,046.47	1,083.61	1,081.81
44	Tiga Pilar Dana Flexi	1,043.22	1,043.43	1,043.47	1,043.27	1,029.13	1,024.73	1,026.08	1,025.22	1,023.23	1,019.21	1,018.29	988.66
45	Trimegah Dana Kombinasi	1,937.95	1,953.12	1,982.09	1,978.57	1,952.51	1,949.66	1,955.02	1,957.36	1,951.73	1,939.34	1,951.37	1,954.55



	Reksadana Pendapatan Tetap	18-Oct-05	19-Oct-05	20-Oct-05	21-Oct-05	24-Oct-05	25-Oct-05	26-Oct-05	27-Oct-05	28-Oct-05	31-Oct-05
1	AA Investa Reksa Dollar(Rp)	1,317.50	1,316.78	1,315.61	1,312.51	1,312.71	1,309.86	1,299.60	1,301.08	1,303.25	1,316.39
2	AA Investa Reksa Dollar(USD)	0.13023	0.13025	0.13026	0.13027	0.13032	0.13033	0.13035	0.13037	0.13039	0.13046
3	AA-MAN Optima	856.64	857.81	858.29	859.55	861.03	861.06	861.41	860.9	861.03	862.43
4	AA-MAN Pendapatan Tetap	1,065.67	1,065.70	1,065.73	1,065.76	1,065.72	1,065.79	1,065.77	1,065.81	1,063.92	1,064.80
5	AAA Bond Fund	964.80	965.17	965.54	966.1	967.76	968.31	969.04	969.42	969.92	970.59
6	ABN Amro Dana Dollar AS (USD)	0.26	0.26	0.2612	0.2613	0.26	0.26	0.2613	0.2613	0.26	0.26
7	Indikasi)	2,643.82	2,641.15	2,638.57	2,632.11	2,631.84	2,625.92	2,605.10	2,607.80	2,611.80	2,636.82
8	ABN Amro Dana Hasil Berkala	1,084.03	1,069.49	1,056.69	1,052.54	1,054.74	1,053.50	1,050.83	1,050.53	1,053.92	1,052.26
9	ABN Amro Dana Pendapatan Tetap	831.08	831.34	831.59	832.11	832.86	831.21	831.68	831.67	832.01	832.46
10	Bahana Dana Arjuna	999.24	1,000.18	1,000.47	1,000.79	1,001.90	1,002.06	1,002.56	1,002.79	1,004.08	1,006.79
11	Batasa Pendapatan Tetap	1,011.77	1,016.78	1,020.42	1,023.06	1,025.00	1,026.70	1,030.45	1,027.46	1,032.17	1,035.23
12	Berlian	1,296.93	1,298.60	1,299.93	1,299.35	1,299.70	1,300.92	1,300.09	1,300.57	1,300.90	1,301.72
13	BIG Dana Likuid	1,352.30	1,352.61	1,353.09	1,353.64	1,355.11	1,355.85	1,356.53	1,356.86	1,357.50	1,358.51
14	BNI Dana Berbunga Dua	1,345.74	1,346.27	1,346.57	1,347.12	1,348.69	1,349.24	1,349.77	1,350.32	1,350.77	1,352.34
15	BNI Dana Lancar	1,328.33	1,328.80	1,329.31	1,329.81	1,331.13	1,331.57	1,331.97	1,332.43	1,332.87	1,334.25
16	BNI Dana Plus	1,131.16	1,131.69	1,132.11	1,132.48	1,133.54	1,133.90	1,134.46	1,134.81	1,136.56	1,138.19
17	BNI Dana Syariah	1,056.74	1,057.07	1,057.44	1,057.81	1,058.93	1,059.30	1,059.67	1,060.05	1,060.42	1,061.37
18	Brahma MAXIMA	1,014.26	1,016.11	1,017.35	1,022.60	1,022.11	1,023.05	1,022.65	1,025.28	1,025.69	1,026.64
19	Brent Dana Tetap	1,155.61	1,155.94	1,156.26	1,156.57	1,157.51	1,157.83	1,158.14	1,158.46	1,158.78	1,159.73
20	Brivestama Pasti	1,149.69	1,144.05	1,150.79	1,151.23	1,151.70	1,151.38	1,150.42	1,150.95	1,151.49	1,157.85
21	CAM Dana Mantap	982.20	984.78	986.26	986.48	988.14	989.07	989.36	988.61	992.88	995.04
22	Citireksadana Rupiah Plus	1,066.40	1,067.61	1,068.34	1,069.64	1,069.81	1,070.40	1,070.46	1,070.64	1,070.89	1,071.97
23	Corfina Rupiah Plus	953.82	953.94	955.08	956.03	956.70	956.00	956.07	956.05	956.51	957.14
24	CorfinaCapital Pendapatan Tetap	1,093.84	1,095.57	1,098.19	1,100.30	1,100.31	1,099.47	1,099.58	1,100.72	1,100.91	1,101.86
25	Dana Likuid Kombinasi	1,024.78	1,025.76	1,026.83	1,026.91	1,028.56	1,028.33	1,027.95	1,028.32	1,029.94	1,031.46
26	Dana Pasti	1,354.60	1,354.98	1,355.39	1,355.79	1,356.96	1,357.35	1,357.74	1,358.13	1,358.50	1,359.45
27	Dana Sejahtera Optima	1,008.49	1,010.16	1,012.22	1,012.22	1,014.04	1,015.01	1,014.81	1,014.95	1,016.27	1,017.19
28	Dana Tetap Arjuna	962.08	950.32	958.09	960.41	959.67	959.13	958.48	958.71	959.43	967.70
29	Dana Tetap Instan	906.90	905.34	906.93	907.88	908.32	908.71	908.67	909.41	909.65	910.28
30	Dana Tetap Optima	1,136.64	1,138.04	1,139.31	1,139.83	1,141.29	1,141.89	1,142.31	1,142.94	1,143.67	1,145.83
31	Danamas Dollar(Rp)	10,719.17	10,709.81	10,700.45	10,675.19	10,676.76	10,653.61	10,570.04	10,581.88	10,599.02	10,703.51
32	Danamas Dollar(US\$)	1.06	1.06	1.059451	1.059573	1.06	1.06	1.060185	1.060309	1.06	1.06
33	Danamas Mantap	1,530.98	1,531.51	1,532.05	1,532.59	1,534.19	1,534.73	1,535.27	1,535.80	1,536.34	1,537.95
34	Danamas Pasti	1,092.79	1,093.15	1,094.11	1,094.54	1,095.53	1,096.11	1,096.65	1,097.67	1,097.97	1,098.89
35	Danareksa Gebyar Indonesia	1,193.13	1,189.76	1,196.70	1,197.42	1,198.37	1,198.90	1,199.06	1,199.31	1,199.96	1,203.30
36	Dollar Plus(Rp)	1,295.12	1,293.73	1,292.35	1,289.04	1,288.46	1,285.41	1,275.07	1,276.24	1,278.05	1,289.87
37	Dollar Plus(US\$)	0.12798	0.12797	0.12796	0.12794	0.12791	0.12790	0.12789	0.12788	0.12787	0.12784
38	Dompert Dhuafa-BTS Syariah	1,133.40	1,133.78	1,133.72	1,133.79	1,134.28	1,135.61	1,142.51	1,143.84	1,144.35	1,143.76
39	EKOFIX	1,155.53	1,155.27	1,157.54	1,156.44	1,156.93	1,157.07	1,156.33	1,156.26	1,157.39	1,158.53
40	First State Ind. Bond Fund	1,122.95	1,124.74	1,120.70	1,119.85	1,119.92	1,120.37	1,120.68	1,122.78	1,123.48	1,124.16
41	Fortis Lestari Dua	1,117.63	1,117.02	1,118.72	1,118.46	1,119.15	1,120.12	1,119.85	1,120.46	1,120.69	1,121.24

42	Ganesha Abadi	1,075.25	1,076.21	1,077.23	1,077.68	1,077.43	1,077.51	1,077.85	1,078.51	1,079.38	1,081.37
43	GK Goh Rupiah	1,103.35	1,102.43	1,103.65	1,104.62	1,106.99	1,106.79	1,107.27	1,106.43	1,107.70	1,109.08
44	GKGoh Dollar(Rp)	1,310.55	1,309.36	1,308.43	1,305.40	1,306.09	1,303.34	1,292.97	1,293.01	1,298.62	1,307.41
45	GKGoh Dollar(USD)	0.12950	0.12951	0.12955	0.12957	0.12966	0.12969	0.12969	0.12956	0.12993	0.12958
46	GMT Dana Pasti	1,404.50	1,388.72	1,387.15	1,390.33	1,391.48	1,391.93	1,392.34	1,392.85	1,393.23	1,394.25
47	Indovest Dana Obligasi	1,998.91	1,999.16	1,999.40	1,999.65	2,000.40	2,000.64	2,000.62	2,000.87	2,001.12	2,001.86
48	Investasi Reksa Premium	979.42	982.38	983.98	986.08	987.95	988.58	989.11	989.74	990.42	996.07
49	ITB-Niaga	1,201.33	1,201.56	1,201.88	1,202.29	1,203.24	1,203.49	1,203.78	1,204.00	1,204.49	1,205.18
50	Jisawi Fix Plus	1,212.99	1,225.27	1,219.33	1,228.13	1,228.58	1,229.25	1,230.90	1,231.87	1,232.26	1,238.22
51	LIPPO Dana Mantap	1,175.81	1,175.73	1,175.75	1,176.57	1,179.29	1,179.87	1,179.89	1,180.47	1,182.18	1,183.68
52	Mahanusa Dana Optimum	1,098.38	1,099.31	1,102.67	1,103.58	1,106.63	1,106.64	1,107.14	1,107.38	1,107.94	1,109.28
53	Mahanusa Dana Stabil	924.12	913.54	921.73	930.08	933.17	920.68	917.87	915.78	916.06	936.81
54	Mahanusa Obligasi Negara	1,082.33	1,084.33	1,086.54	1,092.08	1,095.93	1,093.14	1,093.14	1,096.34	1,096.74	1,097.91
55	Mandiri Investa Dollar AS (Rp)	1,051.63	1,050.94	1,050.24	1,048.32	1,048.56	1,046.65	1,040.02	1,040.31	1,041.22	1,048.29
56	Mandiri Investa Dollar AS (USD)	0.10	0.10	0.104	0.1041	0.10	0.10	0.1043	0.1042	0.10	0.10
57	Manulife Obligasi Negara Indonesia	1,014.12	1,014.99	1,017.75	1,019.28	1,020.49	1,017.58	1,017.83	1,018.95	1,020.00	1,021.99
58	Manulife Obligasi Unggulan	959.21	958.36	959.11	960.77	961.33	961.27	961.61	961.79	962.58	961.56
59	Manulife Obligasi Variabel Negara	1,077.54	1,071.42	1,080.53	1,080.90	1,081.49	1,082.50	1,082.27	1,082.73	1,085.68	1,092.11
60	Manulife Pendapatan Bulanan	910.87	908.73	912.38	912.91	914.37	905.65	905.28	906.27	906.28	908.93
61	Master Pundi	1,195.89	1,197.50	1,198.36	1,198.92	1,200.56	1,201.24	1,201.66	1,201.52	1,202.50	1,203.71
62	MR BOND	1,317.83	1,319.11	1,319.39	1,319.79	1,320.46	1,320.55	1,321.58	1,321.80	1,322.17	1,323.72
63	Niaga Pendapatan Tetap B	1,433.28	1,433.72	1,434.10	1,434.65	1,435.61	1,435.86	1,436.09	1,436.22	1,436.35	1,437.08
64	Niaga Pendapatan Tetap C	1,076.67	1,076.73	1,076.81	1,077.02	1,077.42	1,077.66	1,077.71	1,077.77	1,077.78	1,078.79
65	Niaga Smart Fund	1,119.31	1,120.91	1,122.16	1,129.00	1,127.88	1,128.53	1,128.74	1,132.62	1,132.99	1,134.52
66	Nikko Bond Nusantara	1,378.03	1,378.43	1,378.95	1,379.48	1,380.60	1,381.09	1,381.77	1,382.49	1,383.34	1,385.61
67	Nikko Bunga Nusantara	1,374.21	1,374.47	1,374.96	1,375.48	1,376.72	1,377.27	1,377.91	1,378.36	1,379.00	1,380.89
68	Nikko Gebyar Indonesia	1,220.60	1,219.34	1,225.89	1,227.00	1,227.75	1,230.19	1,231.27	1,233.57	1,234.94	1,241.56
69	Nikko Indah Nusantara	1,615.06	1,615.49	1,616.21	1,616.84	1,618.29	1,618.85	1,619.83	1,620.55	1,621.49	1,623.95
70	Nikko Swarnadwipa	1,176.73	1,170.14	1,170.14	1,180.45	1,181.32	1,181.05	1,180.68	1,181.63	1,178.23	1,186.40
71	Nikko Tron	1,556.85	1,557.40	1,557.93	1,559.18	1,560.73	1,561.31	1,562.46	1,563.29	1,564.13	1,566.37
72	NISP DANA MANTAB	1,000.00	1,000.00	1,000.00	1,000.00	1,000.00	1,000.00	1,000.00	1,000.00	1,000.00	1,000.00
73	NISP Dana Tetap	1,446.54	1,446.92	1,447.32	1,447.72	1,448.91	1,449.31	1,449.71	1,450.11	1,450.51	1,451.68
74	Optima Fund	973.26	976.57	978.82	980.63	980.47	980.88	980.22	981.68	981.89	982.95
75	Optima Obligasi	1,277.04	1,277.45	1,277.83	1,278.23	1,278.92	1,279.33	1,279.96	1,280.63	1,281.05	1,282.31
76	Panin Dana Optima	1,353.64	1,353.68	1,353.72	1,353.76	1,353.88	1,353.92	1,353.95	1,353.99	1,354.03	1,354.07
77	Panin Dana Utama Plus	1,312.09	1,312.61	1,313.13	1,313.65	1,315.21	1,315.73	1,316.28	1,316.83	1,317.35	1,318.86
78	Panin Gebyar Indonesia	1,213.65	1,193.83	1,209.87	1,206.38	1,207.11	1,207.13	1,194.20	1,201.23	1,201.13	1,214.21
79	Paramitra Platinum	1,048.53	1,048.56	1,048.68	1,048.95	1,049.65	1,049.92	1,050.13	1,050.34	1,050.54	1,051.45
80	Pavillion Dana Anugrah	871.65	872.89	870.21	868.28	780.79	780.85	781.11	781.11	781.36	782.16
81	Pendapatan Tetap Abadi	941.41	941.08	941.54	942.12	943.86	943.73	943.62	943.6	944.71	945.00
82	Pendapatan Tetap Abadi 2	916.20	916.74	917.73	917.74	919.15	919.54	919.55	920.23	921.86	922.59
83	Pendapatan Tetap Sentosa	800.18	800.19	800.22	800.26	800.64	800.76	800.73	800.86	800.98	801.34
84	PERMATAINVES	1,212.34	1,213.61	1,215.03	1,215.28	1,216.49	1,217.76	1,218.06	1,219.05	1,219.31	1,219.89
85	Phinisi Dana Tetap Pemerintah	1,567.25	1,565.61	1,570.22	1,571.64	1,573.65	1,571.33	1,570.99	1,572.50	1,572.26	1,575.75

86	Platinum Tetap	1,119.65	1,120.02	1,120.42	1,120.80	1,121.95	1,122.33	1,122.72	1,123.10	1,123.49	1,124.28
87	Premier Dinamis	1,129.10	1,128.91	1,128.72	1,128.53	1,127.95	1,127.76	1,127.56	1,127.37	1,127.18	1,126.60
88	Premier Optima	1,384.73	1,370.85	1,369.61	1,370.36	1,366.49	1,353.29	1,353.61	1,354.47	1,355.41	1,359.91
89	Premier Stabil	1,097.94	1,097.76	1,097.58	1,097.40	1,096.87	1,096.69	1,096.51	1,096.33	1,096.15	1,095.62
90	Prestasi Gebyar Indonesia	1,104.31	1,106.86	1,108.82	1,111.88	1,112.24	1,112.71	1,113.29	1,114.02	1,114.57	1,115.60
91	Prime Fund	964.34	964.51	964.74	964.97	965.65	968.07	966.65	966.93	967.23	968.47
92	Pundi Reksa Dolar(Rp)	1,299.60	1,298.53	1,297.46	1,294.46	1,294.84	1,292.09	1,282.02	1,283.51	1,285.65	1,298.52
93	Pundi Reksa Dolar(US\$)	0.12842	0.12844	0.12846	0.12848	0.12855	0.12857	0.12859	0.12861	0.12863	0.12869
94	Pundi Reksa Rupiah	1,156.54	1,158.08	1,158.42	1,162.34	1,163.69	1,165.72	1,168.22	1,168.29	1,200.57	1,207.87
95	Reksa Dana Gadjah Mada	1,517.39	1,517.81	1,518.31	1,519.04	1,520.21	1,520.53	1,520.78	1,520.87	1,521.01	1,521.82
96	Reksa Dana Nikko Cemerlang Nusantara	1,090.74	1,090.91	1,092.35	1,092.56	1,093.93	1,094.68	1,094.81	1,095.65	1,097.64	1,099.38
97	Reksa Dana PNM Amanah Syariah	808.70	809.13	809.5	809.87	812.16	813.46	813.88	814.25	814.86	818.30
98	Reksa Dana PNM Dana Sejahtera	1,538.34	1,539.00	1,539.70	1,540.22	1,559.06	1,561.02	1,560.47	1,561.60	1,561.86	1,562.42
99	Reksa Dana Prima Reksa	1,464.87	1,468.22	1,466.55	1,466.75	1,467.69	1,467.93	1,464.88	1,464.87	1,464.87	1,457.97
100	Reksa Dana Prima Reksa Pdpt Tetap	1,017.94	1,017.92	1,017.90	1,017.89	1,017.83	1,017.36	1,017.34	1,017.32	1,017.30	1,017.25
101	Reksa Panin	1,408.04	1,408.89	1,409.81	1,410.75	1,413.54	1,414.28	1,415.00	1,415.71	1,416.43	1,416.31
102	Reksa V-Plus	1,409.06	1,413.07	1,415.95	1,422.90	1,422.82	1,423.76	1,426.41	1,428.70	1,429.15	1,430.47
103	REKSA V-PLUS 2	1,090.37	1,091.86	1,092.48	1,098.36	1,098.75	1,097.27	1,099.56	1,102.97	1,103.72	1,104.75
104	Reksadana Buana 88 Pendapatan Tetap	1,309.11	1,308.98	1,309.91	1,310.10	1,310.92	1,311.54	1,311.55	1,311.81	1,312.03	1,312.72
105	Reksadana ORI	1,046.04	1,046.31	1,046.50	1,046.76	1,047.54	1,047.80	1,048.05	1,048.31	1,048.57	1,048.87
106	Reksadana Pdpt Tetap Bunga Bangsa	1,161.72	1,161.91	1,162.12	1,162.34	1,163.02	1,163.24	1,163.40	1,163.55	1,163.69	1,164.60
107	Reksadana RIDO DUA	1,062.98	1,063.21	1,063.44	1,063.66	1,064.32	1,064.54	1,064.76	1,064.98	1,065.20	1,065.36
108	Samuel Dana Pasti	1,061.24	1,061.79	1,062.45	1,062.60	1,063.64	1,072.03	1,072.68	1,073.23	1,074.38	1,075.23
109	Schroder Dana Andalan	1,016.04	1,016.54	1,017.20	1,018.15	1,018.41	1,025.69	1,019.68	1,019.41	1,019.66	1,020.41
110	Schroder Dana Mantap Plus	1,190.83	1,193.60	1,195.62	1,197.46	1,197.86	1,198.39	1,198.65	1,198.61	1,198.86	1,199.37
111	Semesta Obligasi Indonesia	917.23	919.17	919.84	920.92	922.32	922.27	922.72	921.64	922.05	923.37
112	Si Dana Obligasi Plus	952.05	952.55	953.05	953.55	955.06	955.56	956.06	956.51	956.93	958.21
113	Si Dana Obligasi Prima	1,200.59	1,202.16	1,203.73	1,205.30	1,210.01	1,211.58	1,212.83	1,214.40	1,215.97	1,220.68
114	Sulut Fund Stabil	1,326.53	1,327.76	1,327.93	1,327.94	1,329.25	1,329.36	1,330.21	1,330.31	1,330.36	1,331.44
115	Surya	1,094.13	1,094.18	1,094.19	1,094.28	1,094.84	1,095.26	1,095.18	1,095.29	1,095.36	1,096.06
116	Telur Emas	1,254.86	1,255.30	1,256.69	1,256.89	1,259.69	1,260.30	1,259.92	1,260.09	1,261.80	1,264.08
117	Tiga Pilar Dana Tetap	1,028.14	1,028.98	1,030.82	1,031.22	1,031.96	1,032.34	1,032.16	1,032.55	1,032.92	1,034.15
118	Trimegah Dana Tetap	1,589.33	1,592.36	1,592.84	1,593.31	1,594.73	1,595.21	1,596.77	1,597.52	1,598.02	1,599.46
119	Yudistira	93.02	93.28	93.54	93.55	93.05	93.05	93.05	93.06	92.81	92.56
	<b>Reksadana Saham</b>	<b>18-Oct-05</b>	<b>19-Oct-05</b>	<b>20-Oct-05</b>	<b>21-Oct-05</b>	<b>24-Oct-05</b>	<b>25-Oct-05</b>	<b>26-Oct-05</b>	<b>27-Oct-05</b>	<b>28-Oct-05</b>	<b>31-Oct-05</b>
1	ABN Amro Dana Saham	2,036.99	2,001.12	2,010.39	2,008.47	2,003.78	1,988.23	1,985.67	1,987.67	1,972.39	1,984.61
2	Arjuna	713.65	713.61	713.6	711.51	713.66	713.63	713.63	713.64	713.66	713.68
3	Bahana Dana Prima	3,342.65	3,294.59	3,293.06	3,292.87	3,281.57	3,255.63	3,252.69	3,266.54	3,260.34	3,273.78
4	BIG Nusantara	656.35	650.92	652.49	653.22	650.58	645.84	647.18	642.39	643.80	643.91
5	Bima	583.48	583.44	583.16	583.12	582.88	582.61	582.59	582.52	582.46	582.69
6	BNI Dana Berkembang	1,556.55	1,532.10	1,530.41	1,527.86	1,526.49	1,506.07	1,506.77	1,499.07	1,494.22	1,498.42
7	CitiReksaDana Ekuitas	3,204.16	3,155.12	3,151.77	3,151.29	3,137.10	3,120.91	3,123.70	3,135.02	3,124.69	3,135.56
8	Dana Sentosa	1,127.29	1,110.03	1,112.75	1,119.20	1,114.50	1,106.62	1,114.92	1,110.86	1,111.09	1,119.03
9	Danareksa Mawar	2,062.23	2,030.20	2,029.78	2,028.22	2,023.33	2,010.34	2,010.72	2,018.80	2,014.02	2,022.55

10	Manulife Dana Saham	2,520.19	2,478.92	2,480.48	2,472.90	2,468.97	2,454.07	2,452.57	2,457.72	2,448.83	2,457.48
11	Master Dinamis	1,334.46	1,315.26	1,316.32	1,315.31	1,305.37	1,297.63	1,303.51	1,304.01	1,297.91	1,308.80
12	Nikko Saham Nusantara	877.50	879.24	883.82	877.14	877.87	870.02	868.95	869.31	870.71	871.55
13	Panin Dana Maksima	6,982.14	6,905.94	6,949.64	6,990.51	7,012.77	6,996.07	6,987.59	6,989.88	6,972.97	6,956.18
14	Phinisi Dana Saham	4,408.60	4,333.88	4,334.88	4,319.51	4,304.82	4,278.16	4,275.59	4,286.98	4,296.43	4,287.50
15	Platinum Saham	1,831.62	1,790.20	1,799.47	1,794.43	1,783.05	1,763.99	1,773.48	1,759.55	1,759.83	1,779.39
16	Rencana Cerdas	2,896.36	2,844.15	2,848.65	2,848.40	2,851.05	2,830.65	2,824.41	2,829.84	2,821.30	2,838.22
17	Schroder Dana Istimewa	1,154.45	1,134.08	1,137.20	1,138.97	1,130.89	1,124.22	1,120.89	1,139.85	1,131.77	1,137.44
18	Schroder Dana Prestasi Plus	5,144.46	5,057.67	5,060.16	5,061.15	5,039.09	5,001.73	4,996.00	5,016.30	4,987.15	5,017.90
19	Si Dana Saham	9,856.00	9,701.17	9,742.16	9,750.43	9,714.07	9,657.50	9,669.85	9,644.94	9,599.24	9,648.53
	<b>Reksadana Campuran</b>	<b>18-Oct-05</b>	<b>19-Oct-05</b>	<b>20-Oct-05</b>	<b>21-Oct-05</b>	<b>24-Oct-05</b>	<b>25-Oct-05</b>	<b>26-Oct-05</b>	<b>27-Oct-05</b>	<b>28-Oct-05</b>	<b>31-Oct-05</b>
1	AAA Balanced Fund	1,211.58	1,203.75	1,211.26	1,212.48	1,207.83	1,206.98	1,205.93	1,209.92	1,207.90	1,207.84
2	AAA Syariah Fund	1,041.04	1,039.75	1,040.17	1,046.26	1,045.60	1,044.68	1,045.72	1,047.56	1,045.93	1,047.45
3	Bahana Dana Infrastruktur	2,005.41	1,986.96	1,985.92	1,989.57	1,979.90	1,974.48	1,978.15	1,986.30	1,981.65	1,983.74
4	Bahana Dana Selaras	1,958.05	1,944.22	1,938.52	1,939.84	1,935.37	1,927.96	1,929.52	1,930.45	1,924.24	1,931.64
5	Bangun Indonesia	1,569.78	1,564.28	1,569.41	1,565.91	1,567.57	1,565.65	1,566.28	1,566.78	1,568.53	1,573.42
6	Batasa Syariah	1,306.90	1,307.42	1,307.87	1,308.29	1,309.58	1,309.67	1,309.83	1,310.13	1,310.36	1,311.00
7	BIG Palapa	754.86	756.69	760.09	761.48	761.16	759.66	757.2	749.13	744.87	745.10
8	BNI Dana Fleksible	1,446.91	1,447.42	1,447.94	1,448.44	1,449.94	1,450.52	1,451.02	1,451.52	1,453.82	1,454.59
9	BNI Dana Plus Syariah	1,075.19	1,075.43	1,075.71	1,076.00	1,076.84	1,077.13	1,077.41	1,077.69	1,077.97	1,078.50
10	Brahma OPTIMA	1,097.92	1,093.91	1,097.72	1,102.28	1,099.06	1,094.76	1,093.18	1,102.80	1,097.83	1,098.03
11	BSM Investa Berimbang	956.28	953.96	955.7	958.21	958.64	952.21	955.22	953.11	953.76	976.06
12	Dana Investa Bersama(*)	1,004.19	1,000.07	1,001.16	1,001.34	1,000.90	999.65	1,000.46	1,001.57	1,000.64	1,002.09
13	Dana Selaras Dinamis	981.17	980.15	981.1	981.74	986.49	986.79	987.2	987.24	987.89	988.41
14	Danareksa Anggrek	1,810.45	1,789.66	1,784.54	1,784.26	1,781.88	1,774.05	1,780.21	1,784.10	1,779.87	1,785.73
15	Danareksa Syariah Berimbang	1,761.21	1,737.55	1,787.29	1,728.82	1,718.53	1,704.29	1,715.77	1,711.46	1,710.25	1,715.93
16	Dhanawibawa Progresif	1,134.34	1,135.54	1,135.64	1,135.81	1,137.48	1,137.53	1,138.14	1,138.32	1,138.49	1,139.76
17	DUIT	4,780.16	4,780.13	4,780.10	4,780.07	4,779.98	4,779.95	4,779.92	4,779.89	4,779.86	4,779.77
18	First State Arjuna Fund	1,080.31	1,080.77	1,083.11	1,083.88	1,084.61	1,084.85	1,085.01	1,084.82	1,084.77	1,086.88
19	First State Ind. Balanced Fund	1,167.74	1,162.75	1,162.88	1,162.66	1,162.80	1,159.55	1,159.70	1,160.98	1,161.42	1,165.89
20	Fortis Pesona	4,322.48	4,235.15	4,244.36	4,240.49	4,231.18	4,188.30	4,185.59	4,186.68	4,166.71	4,244.69
21	Garuda Satu	3,619.73	3,606.00	3,606.97	3,609.30	3,607.38	3,600.45	3,607.83	3,616.81	3,610.59	3,624.25
22	Investasi Reksa Plus	727.30	727.40	727.52	727.61	727.99	728.11	728.23	728.34	728.46	728.71
23	Jisawi Mix	1,987.67	1,975.71	1,976.17	1,975.50	1,963.35	1,958.88	1,959.68	1,953.81	1,950.55	1,963.99
24	Mahanusa Dana Kapital	1,826.95	1,814.96	1,812.93	1,812.73	1,812.29	1,808.82	1,812.76	1,809.96	1,808.10	1,811.38
25	Manulife Dana Campuran	1,838.68	1,819.84	1,822.13	1,819.06	1,818.67	1,809.20	1,808.10	1,812.71	1,808.06	1,812.82
26	Master Berimbang	1,404.53	1,390.25	1,392.46	1,391.99	1,382.97	1,378.36	1,384.24	1,386.55	1,382.44	1,385.20
27	Mega Dana Kombinasi	1,572.10	1,551.93	1,550.55	1,551.37	1,547.52	1,538.84	1,535.78	1,535.86	1,535.94	1,536.61
28	MR.FLEX	2,618.11	2,596.90	2,604.72	2,596.36	2,583.22	2,575.11	2,579.76	2,582.33	2,576.21	2,595.96
29	Portfolio Dinamis Plus	890.24	885.69	885.44	883.25	885.06	884.77	883.1	883.55	883.50	884.52
30	Reksa Dana Paramitra Optimum	986.98	972.11	972.77	973.03	973.69	972.16	969.48	969.79	970.05	971.75
31	Reksa Dana PNM Syariah	1,585.44	1,575.21	1,579.47	1,579.71	1,577.82	1,574.98	1,582.03	1,585.58	1,584.08	1,586.74
32	Reksa Dana Prima	988.48	976.10	978.17	982.9	982.82	974.04	976.12	976.26	971.67	982.02
33	Reksadana DANA TIRTA	822.63	822.63	825.45	825.37	826.30	827.26	826.9	829.4	828.47	828.17



34	Reksadana PG Synergy	1,245.18	1,245.59	1,246.00	1,246.42	1,247.69	1,248.11	1,248.55	1,248.99	1,249.42	1,250.71
35	SAM Dana Berkembang	3,491.75	3,469.78	3,469.62	3,479.11	3,479.58	3,471.52	3,480.89	3,480.25	3,475.73	3,483.37
36	Schroder Dana Kombinasi	1,000.49	997.57	999.81	1,001.66	999.67	998.04	997.79	999.87	997.76	1,000.17
37	Schroder Dana Prestasi	5,553.06	5,467.31	5,468.74	5,471.32	5,449.24	5,413.67	5,405.06	5,424.01	5,391.30	5,422.53
38	Schroder Dana Terpadu	3,620.34	3,594.01	3,601.36	3,610.04	3,601.16	3,589.82	3,583.86	3,594.46	3,581.20	3,590.72
39	Semesta Dana Maxima	951.94	948.39	953.65	956.75	957.56	956.01	960.9	961.81	962.18	964.06
40	Si Dana Dinamis	1,937.46	1,905.37	1,909.42	1,908.81	1,904.51	1,895.70	1,897.17	1,899.06	1,890.31	1,899.00
41	Si Dana Fleksi	3,648.62	3,617.35	3,629.47	3,643.42	3,640.22	3,623.44	3,627.03	3,633.13	3,609.77	3,629.70
42	Simas Satu	2,014.23	2,009.03	2,022.61	2,027.12	2,032.90	2,036.66	2,042.78	2,041.40	2,040.47	2,050.78
43	Supra Surya Maxima	1,089.57	1,080.14	1,073.87	1,080.88	1,082.50	1,070.48	1,075.55	1,062.51	1,066.12	1,073.10
44	Tiga Pilar Dana Flexi	984.69	980.26	981.81	980.49	981.56	956.13	955.72	952.98	953.46	957.03
45	Trimegah Dana Kombinasi	1,965.81	1,936.57	1,942.74	1,943.28	1,935.75	1,927.49	1,926.47	1,936.09	1,930.50	1,936.20



Data perkembangan NAB bulan Nopember 2005

	<b>Reksadana Pendapatan Tetap</b>	<b>28-Oct-05</b>	<b>01-Nov-05</b>	<b>09-Nov-05</b>	<b>10-Nov-05</b>	<b>11-Nov-06</b>	<b>14-Nov-05</b>	<b>15-Nov-05</b>	<b>16-Nov-05</b>	<b>17-Nov-05</b>	<b>18-Nov-05</b>	<b>21-Nov-05</b>	<b>22-Nov-05</b>
1	AA Investa Reksa Dollar(Rp)	1,303.25	1,324.41	1,311.86	1,304.24	1,303.23	1,308.01	1,310.95	1,308.08	1,311.67	1,316.51	1,323.38	1,317.18
2	AA Investa Reksa Dollar(USD)	0.13039	0.13048	0.13066	0.13068	0.13072	0.13080	0.13083	0.13087	0.13091	0.13093	0.13103	0.13106
3	AA-MAN Optima	861.03	864.78	866.33	866.35	867.14	866.46	868.6	867.14	867.43	869.29	869.99	870.34
4	AA-MAN Pendapatan Tetap	1,063.92	1,063.99	1,063.80	1,063.86	1,065.83	1,064.13	1,067.27	1,064.80	1,065.69	1,069.02	1,069.79	1,071.02
5	AAA Bond Fund	969.92	971.04	973.81	974.17	974.54	975.6	975.97	976.33	976.75	977.17	978.32	978.69
6	ABN Amro Dana Dollar AS (USD)	0.2613	0.2613	0.2614	0.2614	0.2614	0.2614	0.2614	0.2614	0.2615	0.2614	0.2615	0.2615
7	ABN Amro Dana Dollar AS(NAB Indikasi)	2,611.80	2,652.58	2,624.50	2,608.90	2,606.37	2,614.32	2,619.63	2,613.19	2,619.81	2,628.76	2,640.74	2,628.08
8	ABN Amro Dana Hasil Berkala	1,053.92	1,057.22	1,056.27	1,055.44	1,054.07	1,056.97	1,057.05	1,056.56	1,054.89	1,055.12	1,056.53	1,056.30
9	ABN Amro Dana Pendapatan Tetap	832.01	831.85	833.36	832.76	831.29	832.01	830.51	830.81	830.42	831.01	829.56	829.86
10	Bahana Dana Arjuna	1,004.08	1,005.17	1,006.97	1,006.55	1,003.10	1,004.33	1,007.20	1,006.61	1,005.03	1,006.71	1,006.78	1,006.67
11	Batasa Pendapatan Tetap	1,032.17	1,035.54	1,038.01	1,040.68	1,034.19	1,033.79	1,034.09	1,039.84	1,036.05	1,036.35	1,037.25	1,041.95
12	Berlian	1,300.90	1,301.76	1,303.19	1,306.75	1,309.52	1,315.60	1,316.09	1,316.58	1,317.07	1,317.56	1,319.04	1,319.54
13	BIG Dana Likuid	1,357.50	1,359.25	1,363.25	1,363.75	1,364.32	1,365.71	1,366.19	1,366.67	1,367.09	1,367.63	1,369.11	1,369.60
14	BNI Dana Berbunga Dua	1,350.77	1,352.82	1,357.05	1,357.41	1,358.01	1,359.53	1,359.99	1,360.53	1,342.98	1,343.53	1,345.19	1,363.75
15	BNI Dana Lancar	1,332.87	1,334.70	1,338.66	1,339.14	1,339.65	1,341.31	1,341.87	1,342.42	1,342.98	1,343.53	1,345.19	1,345.75
16	BNI Dana Plus	1,136.56	1,138.61	1,141.46	1,142.07	1,142.56	1,144.23	1,144.71	1,145.06	1,145.40	1,146.33	1,147.77	1,148.20
17	BNI Dana Syariah	1,060.42	1,061.74	1,065.20	1,065.59	1,065.90	1,067.07	1,067.45	1,067.84	1,068.23	1,068.62	1,069.78	1,070.17
18	Brahma MAXIMA	1,025.69	1,026.23	1,025.41	1,025.17	1,025.14	1,026.48	1,020.77	1,017.89	1,018.52	1,020.05	1,017.28	1,017.39
19	Brent Dana Tetap	1,158.78	1,160.05	1,162.59	1,162.91	1,163.23	1,164.19	1,164.53	1,164.87	1,165.20	1,165.53	1,166.53	1,166.87
20	Brivestama Pasti	1,151.49	1,158.05	1,159.26	1,159.43	1,159.67	1,160.47	1,160.41	1,161.32	1,161.72	1,158.60	1,163.40	1,162.59
21	CAM Dana Mantap	992.88	995.09	997.90	999.22	998.91	1,000.05	1,000.58	1,001.38	1,002.10	1,002.27	1,003.76	1,004.58
22	Citireksadana Rupiah Plus	1,070.89	1,071.47	1,072.07	1,071.97	1,072.78	1,073.83	1,074.16	1,074.50	1,075.06	1,075.13	1,076.89	1,077.42
23	Corfina Rupiah Plus	956.51	955.83	955.77	954.38	956.07	957.2	957.36	957.61	957.77	957.95	958.37	959.25
24	CorfinaCapital Pendapatan Tetap	1,100.91	1,100.66	1,102.19	1,095.50	1,097.58	1,100.70	1,101.00	1,101.86	1,102.46	1,104.58	1,103.93	1,106.19
25	Dana Likuid Kombinasi	1,029.94	1,031.72	1,034.17	1,033.02	1,018.65	1,018.62	1,018.49	1,027.62	1,024.10	1,026.16	1,022.63	1,021.00
26	Dana Pasti	1,358.50	1,359.86	1,363.21	1,363.63	1,363.89	1,365.26	1,365.55	1,366.16	1,366.56	1,366.54	1,368.14	1,368.63
27	Dana Sejahtera Optima	1,016.27	1,016.92	1,018.78	1,018.38	1,017.12	1,019.55	1,020.70	1,020.05	1,018.85	1,019.99	1,019.95	1,020.13
28	Dana Tetap Arjuna	959.43	967.07	966.30	966.32	967.21	968.93	969.93	971.5	971.96	967.79	974.66	974.49
29	Dana Tetap Instan	909.65	909.54	909.96	912.32	912.25	912.62	912.78	913.8	915.06	927.33	913.51	914.15
30	Dana Tetap Optima	1,143.67	1,146.20	1,147.32	1,148.43	1,148.65	1,149.25	1,149.86	1,150.39	1,151.74	1,154.55	1,155.49	1,155.76
31	Danamas Dollar(Rp)	10,599.02	10,768.41	10,661.64	10,599.16	10,589.78	10,625.37	10,647.86	10,622.53	10,650.34	10,668.79	10,739.32	10,688.46
32	Danamas Dollar(US\$)	1.06043	1.06093	1.06192	1.06204	1.06217	1.06254	1.06266	1.06279	1.06291	1.06303	1.06341	1.06353
33	Danamas Mantap	1,536.34	1,538.49	1,542.79	1,543.33	1,543.87	1,545.48	1,546.02	1,546.57	1,547.11	1,547.65	1,549.27	1,549.81
34	Danamas Pasti	1,097.97	1,099.19	1,100.97	1,100.92	1,100.97	1,100.91	1,100.86	1,100.81	1,100.75	1,100.61	1,100.29	1,100.27
35	Danareksa Gebyar Indonesia	1,199.96	1,203.34	1,201.55	1,204.58	1,204.99	1,207.54	1,206.89	1,207.73	1,208.73	1,206.24	1,211.68	1,210.47
36	Dollar Plus(Rp)	1,278.05	1,298.03	1,283.09	1,275.32	1,273.93	1,277.44	1,279.89	1,276.59	1,279.67	1,284.04	1,289.46	1,282.96
37	Dollar Plus(US\$)	0.12787	0.12788	0.12780	0.12779	0.12778	0.12774	0.12773	0.12772	0.12771	0.12770	0.12767	0.12766
38	Dompert Dhuafa-BTS Syariah	1,144.35	1,144.10	1,144.55	1,146.37	1,150.71	1,151.21	1,150.60	1,149.34	1,150.07	1,149.91	1,150.84	1,151.45
39	EKOFIX	1,157.39	1,158.04	1,158.50	1,156.56	1,157.25	1,158.95	1,159.17	1,159.90	1,159.87	1,160.76	1,162.39	1,162.99
40	First State Ind. Bond Fund	1,123.48	1,123.89	1,124.62	1,122.43	1,123.73	1,125.26	1,125.01	1,125.42	1,126.36	1,127.28	1,128.26	1,129.45
41	Fortis Lestari Dua	1,120.69	1,121.59	1,122.80	1,122.94	1,123.72	1,123.57	1,124.39	1,123.88	1,125.22	1,126.13	1,127.78	1,126.25

42	Ganesha Abadi	1,079.38	1,081.07	1,083.07	1,083.11	1,077.81	1,078.76	1,080.13	1,080.03	1,080.46	1,081.05	1,082.20	1,083.49
43	GK Goh Rupiah	1,107.70	1,106.62	1,107.00	1,108.91	1,112.24	1,113.43	1,114.11	1,114.45	1,114.93	1,115.33	1,116.54	1,117.09
44	GKGoh Dollar(Rp)	1,298.62	1,321.05	1,312.02	1,294.99	1,300.65	1,305.65	1,308.26	1,306.13	1,310.71	1,317.50	1,323.59	1,316.90
45	GKGoh Dollar(USD)	0.12993	0.13015	0.13068	0.12976	0.13046	0.13056	0.13057	0.13068	0.13081	0.13103	0.13105	0.13104
46	GMT Dana Pasti	1,393.23	1,394.72	1,396.58	1,394.87	1,394.27	1,396.79	1,395.81	1,403.13	1,396.19	1,396.67	1,397.98	1,398.07
47	Indovest Dana Obligasi	2,001.12	2,002.10	2,004.07	2,004.32	2,004.57	2,005.31	2,005.55	2,005.80	2,006.06	2,006.31	2,007.06	2,007.31
48	Investasi Reksa Premium	990.42	996.53	999.52	999.98	1,000.43	1,001.81	1,002.17	1,002.49	1,003.01	1,003.54	1,005.14	1,005.52
49	ITB-Niaga	1,204.49	1,205.41	1,206.15	933.05	931.14	932.32	932.67	933.02	933.37	933.72	934.61	934.96
50	Jisawi Fix Plus	1,232.26	1,236.56	1,239.58	1,235.89	1,229.87	1,227.37	1,226.04	1,227.57	1,225.73	1,227.38	1,227.04	1,230.94
51	LIPPO Dana Mantap	1,182.18	1,183.88	1,186.66	1,187.54	1,186.76	1,186.76	1,188.15	1,188.29	1,188.56	1,188.95	1,190.10	1,190.42
52	Mahanusa Dana Optimum	1,107.94	1,109.10	1,109.65	1,104.42	1,103.68	1,103.96	1,105.24	1,106.27	1,106.65	1,107.78	1,108.37	1,109.50
53	Mahanusa Dana Stabil	916.06	937.18	937.42	923.8	923.34	930.94	926.61	931.94	935.19	928.06	937.28	941.15
54	Mahanusa Obligasi Negara	1,096.74	1,096.37	1,096.54	1,093.66	1,095.53	1,098.70	1,100.08	1,101.38	1,102.75	1,104.44	1,106.24	1,108.52
55	Mandiri Investa Dollar AS (Rp)	1,041.22	1,053.43	1,025.68	1,020.81	1,020.04	1,024.33	1,003.51	1,001.21	1,003.13	1,005.83	1,009.23	1,005.25
56	Mandiri Investa Dollar AS (USD)	0.10420	0.10380	0.10220	0.10230	0.10230	0.10240	0.10020	0.10020	0.10010	0.10000	0.09990	0.10000
57	Manulife Obligasi Negara Indonesia	1,020.00	1,020.56	1,020.67	1,018.72	1,020.07	1,021.74	1,022.80	1,023.31	1,024.16	1,028.03	1,027.04	1,027.61
58	Manulife Obligasi Unggulan	962.58	960.48	959.06	957.75	958.79	960.52	962.47	963.64	963.92	967.33	966.15	967.26
59	Manulife Obligasi Variabel Negara	1,085.68	1,092.39	1,091.47	1,094.93	1,094.43	1,096.05	1,095.35	1,097.20	1,098.02	1,113.94	1,100.21	1,099.31
60	Manulife Pendapatan Bulanan	906.28	907.99	907.83	906.19	907.98	909.11	909.87	910.91	911.42	914.92	912.28	905.76
61	Master Pundi	1,202.50	1,204.19	1,206.70	1,207.00	1,204.88	1,205.37	1,206.73	1,208.00	1,206.48	1,207.68	1,207.37	1,207.22
62	MR BOND	1,322.17	1,323.96	1,326.72	1,327.10	1,327.51	1,327.98	1,328.13	1,328.54	1,328.63	1,329.61	1,330.81	1,330.89
63	Niaga Pendapatan Tetap B	1,436.35	1,437.26	1,438.24	1,074.49	1,074.95	1,076.41	1,076.88	1,081.81	1,082.21	1,082.62	1,083.39	1,084.23
64	Niaga Pendapatan Tetap C	1,077.78	1,078.90	1,078.89	803.93	804.28	805.38	805.75	806.12	810.07	810.45	840.5	840.85
65	Niaga Smart Fund	1,132.99	1,133.87	1,132.35	1,132.09	1,132.03	1,136.25	1,134.96	1,136.35	1,139.38	1,142.29	1,146.61	1,149.69
66	Nikko Bond Nusantara	1,383.34	1,386.83	1,392.90	1,393.85	1,394.70	1,397.27	1,398.31	1,399.15	1,399.94	1,398.38	1,401.67	1,402.67
67	Nikko Bunga Nusantara	1,379.00	1,381.73	1,387.22	1,388.08	1,388.80	1,390.72	1,391.81	1,392.58	1,393.34	1,394.23	1,397.24	1,398.14
68	Nikko Gebyar Indonesia	1,234.94	1,240.88	1,237.86	1,242.67	1,240.89	1,243.76	1,242.73	1,244.17	1,244.87	1,241.61	1,248.43	1,245.76
69	Nikko Indah Nusantara	1,621.49	1,625.42	1,628.88	1,629.52	1,630.16	1,631.86	1,632.99	1,633.69	1,634.75	1,635.52	1,638.51	1,639.07
70	Nikko Swarnadwipa	1,178.23	1,185.31	1,187.16	1,185.28	1,180.21	1,180.81	1,179.11	1,181.95	1,180.15	1,179.11	1,183.15	1,181.24
71	Nikko Tron	1,564.13	1,567.32	1,572.31	1,572.78	1,573.47	1,575.42	1,576.21	1,576.92	1,577.63	1,578.45	1,581.28	1,582.24
72	NISP DANA MANTAB	1,000.00	1,000.00	1,000.00	1,000.00	1,000.00	1,000.00	1,000.00	1,000.00	1,000.00	1,000.00	1,000.00	1,000.00
73	NISP Dana Tetap	1,450.51	1,452.09	1,455.33	1,455.74	1,456.10	1,457.27	1,457.64	1,458.01	1,458.38	1,458.75	1,459.73	1,460.10
74	Optima Fund	981.89	981.83	982.90	977.99	978.9	981.32	981.34	982.46	983.23	985.2	985.29	987.36
75	Optima Obligasi	1,281.05	1,282.73	1,286.11	1,286.53	1,286.94	1,288.20	1,288.61	1,289.05	1,289.48	1,289.94	1,291.19	1,291.68
76	Panin Dana Optima	1,354.03	1,354.11	1,354.44	1,354.48	1,354.52	1,354.65	1,354.69	1,354.73	1,354.77	1,354.81	1,354.93	1,354.97
77	Panin Dana Utama Plus	1,317.35	1,319.44	1,323.61	1,324.14	1,324.64	1,326.04	1,326.54	1,327.03	1,327.51	1,327.95	1,329.52	1,330.04
78	Panin Gebyar Indonesia	1,201.13	1,214.48	1,212.96	1,218.97	1,220.07	1,216.89	1,219.49	1,222.47	1,219.18	1,214.29	1,222.86	1,219.70
79	Paramitra Platinum	1,050.54	1,051.75	1,054.72	1,055.08	1,055.31	1,056.27	1,056.60	1,056.94	1,057.28	1,057.60	1,058.46	1,058.76
80	Pavillion Dana Anugrah	781.36	782.43	784.57	784.84	785.11	785.91	786.18	786.45	786.72	786.99	788.35	788.07
81	Pendapatan Tetap Abadi	944.71	945.5	947.31	947.96	945.57	945.6	945.33	946.49	943.61	944.52	946.93	946.79
82	Pendapatan Tetap Abadi 2	921.86	922.7	924.34	926.54	922.92	922.54	922.51	924.88	924.34	924.89	925	920.7
83	Pendapatan Tetap Sentosa	800.98	801.46	802.49	802.61	802.74	803.13	803.25	803.38	803.51	803.62	804.01	804.14
84	PERMATAINVES	1,219.31	1,220.41	1,221.54	1,221.85	1,222.71	1,222.76	1,223.42	1,223.66	1,225.34	1,250.96	1,230.41	1,230.65
85	Phinisi Dana Tetap Pemerintah	1,572.26	1,574.01	1,575.22	1,570.91	1,573.75	1,575.88	1,576.81	1,577.86	1,578.83	1,584.81	1,580.82	1,582.57

86	Platinum Tetap	1,123.49	1,124.66	1,127.72	1,128.11	1,128.49	1,129.67	1,130.04	1,130.44	1,130.83	1,131.21	1,132.36	1,132.74
87	Premier Dinamis	1,127.18	1,126.27	1,124.73	1,124.54	1,123.98	1,123.30	1,123.09	1,122.52	1,122.35	1,122.19	1,121.69	1,121.52
88	Premier Optima	1,355.41	1,355.58	1,338.94	1,338.41	1,319.36	1,304.11	1,307.81	1,309.09	1,313.31	1,329.50	1,335.32	1,337.08
89	Premier Stabil	1,096.15	1,095.31	1,093.88	1,093.70	1,093.18	1,092.55	1,092.36	1,091.82	1,091.67	1,091.51	1,091.05	1,090.90
90	Prestasi Gebyar Indonesia	1,114.57	1,114.44	1,113.65	1,110.56	1,111.71	1,113.74	1,115.50	1,116.58	1,117.63	1,118.98	1,121.23	1,123.11
91	Prime Fund	967.23	968.76	970.79	972.63	972.65	972.99	973.23	973.46	973.75	978.95	976.32	976.36
92	Pundi Reksa Dolar(Rp)	1,285.65	1,306.45	1,293.99	1,286.47	1,285.39	1,289.90	1,292.69	1,289.67	1,293.11	1,297.83	1,304.16	1,298.04
93	Pundi Reksa Dolar(US\$)	0.12863	0.12872	0.12888	0.12891	0.12893	0.12899	0.12901	0.12903	0.12905	0.12907	0.12914	0.12916
94	Pundi Reksa Rupiah	1,200.57	1,213.15	1,233.48	1,233.93	1,234.42	1,236.05	1,236.63	1,238.36	1,238.99	1,239.62	1,241.70	1,243.29
95	Reksa Dana Gajah Mada	1,521.01	1,522.04	1,523.11	1,150.38	1,150.98	1,152.81	1,153.27	1,163.42	1,154.22	1,154.79	1,170.94	1,171.47
96	Reksa Dana Nikko Cemerlang Nusantara	1,097.64	1,100.06	1,101.64	1,102.26	1,102.26	1,104.18	1,103.54	1,103.06	1,100.02	1,100.18	1,102.00	1,103.19
97	Reksa Dana PNM Amanah Syariah	814.86	818.16	820.79	821.94	822.06	822.59	824.16	826.19	827.46	826.82	826.67	826.86
98	Reksa Dana PNM Dana Sejahtera	1,561.86	1,562.88	1,563.78	1,562.34	1,563.70	1,563.70	1,565.24	1,564.44	1,566.90	1,568.56	1,571.17	1,568.62
99	Reksa Dana Prima Reksa	1,464.87	1,455.84	1,452.18	1,448.76	1,450.58	1,453.71	1,457.52	1,460.21	1,452.05	1,455.02	1,457.87	1,460.87
100	Reksa Dana Prima Reksa Pdpt Tetap	1,017.30	1,017.23	1,017.01	1,016.90	1,018.06	1,018.00	1,017.98	1,017.05	1,017.03	1,017.01	1,016.95	1,016.93
101	Reksa Panin	1,416.43	1,417.15	1,422.27	1,432.17	1,433.01	1,434.46	1,437.34	1,438.93	1,438.93	1,441.59	1,435.10	1,438.91
102	Reksa V-Plus	1,429.15	1,430.35	1,433.46	1,421.91	1,423.68	1,428.99	1,432.08	1,433.67	1,436.32	1,446.47	1,441.56	1,444.33
103	REKSA V-PLUS 2	1,103.72	1,104.23	1,104.47	1,103.44	1,104.42	1,105.72	1,106.84	1,107.21	1,108.22	1,110.54	1,112.12	1,113.78
104	Reksadana Buana 88 Pendapatan Tetap	1,312.03	1,313.03	1,315.35	1,315.63	1,316.04	1,316.63	1,317.27	1,317.20	1,317.86	1,318.39	1,319.46	1,318.88
105	Reksadana ORI	1,048.57	1,049.19	1,051.76	1,052.08	1,052.40	1,053.35	1,053.69	1,054.01	1,054.33	1,054.65	1,055.61	1,055.93
106	Reksadana Pdpt Tetap Bunga Bangsa	1,163.69	1,164.79	1,166.29	1,166.29	1,166.29	1,166.59	1,166.58	1,166.57	1,166.69	1,166.84	1,167.32	1,167.46
107	Reksadana RIDO DUA	1,065.20	1,065.76	1,068.97	1,069.37	1,069.77	1,071.01	1,071.38	1,071.76	1,072.15	1,072.53	1,073.67	1,074.06
108	Samuel Dana Pasti	1,074.38	1,075.58	1,078.38	1,080.10	1,080.44	1,081.85	1,081.47	1,081.99	1,083.04	1,083.38	1,084.63	1,084.97
109	Schroder Dana Andalan	1,019.66	1,010.04	1,010.44	1,010.83	1,012.26	1,012.58	1,013.12	1,012.90	1,014.02	1,016.58	1,016.36	1,015.98
110	Schroder Dana Mantap Plus	1,198.86	1,198.45	1,198.81	1,196.71	1,198.16	1,199.92	1,201.68	1,203.32	1,204.40	1,206.60	1,207.55	1,209.08
111	Semesta Obligasi Indonesia	922.05	923.86	925.18	926.04	920.55	921.81	922.39	923.6	921.7	923.19	922.17	922.48
112	Si Dana Obligasi Plus	956.93	958.63	961.90	962.31	962.72	963.95	964.36	964.77	965.18	965.59	967.32	967.52
113	SiDana Obligasi Prima	1,215.97	1,221.15	1,223.84	1,224.28	1,224.77	1,226.24	1,226.73	1,227.22	1,227.70	1,228.19	1,230.10	1,230.31
114	Sulut Fund Stabil	1,330.36	1,331.45	1,334.20	1,334.88	1,335.02	1,336.30	1,336.34	1,336.43	1,337.15	1,337.26	1,338.58	1,338.63
115	Surya	1,095.36	1,096.14	1,097.25	854.46	851.44	852.54	852.89	853.24	853.59	853.94	854.99	855.35
116	Telur Emas	1,261.80	1,264.43	1,267.45	1,267.97	1,267.69	1,269.51	1,270.50	1,270.89	1,270.39	1,270.42	1,270.65	1,269.92
117	Tiga Pilar Dana Tetap	1,032.92	1,034.15	1,035.56	1,029.21	1,027.59	1,026.83	1,027.37	1,028.02	1,028.60	1,028.54	1,028.44	1,029.80
118	Trimegah Dana Tetap	1,598.02	1,607.90	1,629.84	1,630.32	1,630.84	1,632.63	1,633.23	1,633.88	1,636.88	1,637.69	1,639.77	1,642.14
119	Yudistira	92.81	92.82	92.09	91.58	90.56	89.55	90.84	90.59	90.85	92.91	92.41	92.69
	<b>Reksadana Saham</b>	<b>28-Oct-05</b>	<b>01-Nov-05</b>	<b>09-Nov-05</b>	<b>10-Nov-05</b>	<b>11-Nov-06</b>	<b>14-Nov-05</b>	<b>15-Nov-05</b>	<b>16-Nov-05</b>	<b>17-Nov-05</b>	<b>18-Nov-05</b>	<b>21-Nov-05</b>	<b>22-Nov-05</b>
1	ABN Amro Dana Saham	1,972.39	1,968.88	1,941.98	1,934.60	1,900.46	1,873.21	1,870.24	1,869.99	1,874.53	1,895.20	1,902.54	1,916.87
2	Arjuna	713.66	713.7	713.80	713.81	713.81	705.48	705.33	705.3	705.35	705.41	705.49	704.67
3	Bahana Dana Prima	3,260.34	3,273.32	3,206.65	3,176.21	3,125.55	3,091.72	3,099.09	3,105.19	3,132.39	3,185.03	3,208.93	3,227.57
4	BIG Nusantara	643.28	642.2	636.54	636.85	631.28	626.97	628.8	627.63	634.17	648.04	648.89	651.84
5	Bima	582.46	582.89	582.52	582.56	582.31	582.34	582.38	582.23	582.42	582.55	582.62	582.63
6	BNI Dana Berkembang	1,494.22	1,493.24	1,472.17	1,467.24	1,455.82	1,438.32	1,442.56	1,442.77	1,458.73	1,481.34	1,492.83	1,493.82
7	CitiReksaDana Ekuitas	3,124.69	3,135.31	3,094.25	3,070.76	3,016.97	2,980.98	2,989.23	3,010.72	3,018.76	3,081.96	3,110.46	3,127.60
8	Dana Sentosa	1,111.09	1,118.23	1,102.07	1,091.50	1,072.49	1,057.41	1,062.92	1,059.86	1,073.31	1,094.58	1,099.05	1,105.26
9	Danareksa Mawar	2,014.02	2,023.61	1,996.65	1,979.23	1,947.28	1,922.14	1,922.45	1,930.10	1,942.05	1,982.74	1,997.77	2,007.61

10	Manulife Dana Saham	2,448.83	2,458.82	2,426.49	2,410.92	2,375.93	2,355.54	2,364.78	2,371.30	2,376.15	2,415.36	2,426.69	2,441.48
11	Master Dinamis	1,297.91	1,312.04	1,311.52	1,307.08	1,291.65	1,283.10	1,286.34	1,292.96	1,296.97	1,313.79	1,322.03	1,330.76
12	Nikko Saham Nusantara	870.71	866.75	862.24	855.8	839.85	832.88	830.08	828.85	826.35	838.09	840.29	840.86
13	Panin Dana Maksima	6,972.97	6,919.15	6,930.31	6,878.51	6,784.18	6,727.52	6,757.83	6,779.06	6,862.40	6,915.97	6,931.26	7,008.19
14	Phinisi Dana Saham	4,296.43	4,292.49	4,229.73	4,201.59	4,131.30	4,092.62	4,109.02	4,124.69	4,140.52	4,217.14	4,239.24	4,267.87
15	Platinum Saham	1,759.83	1,773.92	1,742.52	1,742.89	1,705.90	1,682.97	1,686.57	1,687.56	1,707.70	1,738.00	1,761.22	1,794.85
16	Rencana Cerdas	2,821.30	2,832.01	2,808.58	2,797.88	2,773.92	2,746.52	2,769.30	2,784.58	2,790.17	2,841.77	2,860.08	2,864.96
17	Schroder Dana Istimewa	1,131.77	1,131.20	1,119.73	1,109.18	1,092.74	1,083.40	1,089.50	1,100.06	1,107.41	1,128.17	1,136.29	1,144.59
18	Schroder Dana Prestasi Plus	4,987.15	5,008.67	4,955.67	4,915.70	4,853.36	4,814.02	4,843.95	4,892.93	4,924.30	5,016.67	5,045.58	5,074.20
19	Si Dana Saham	9,599.24	9,631.05	9,631.05	9,404.28	9,289.70	9,202.84	9,220.92	9,233.56	9,272.52	9,492.27	9,654.67	9,694.14
	<b>Reksadana Campuran</b>	<b>28-Oct-05</b>	<b>01-Nov-05</b>	<b>09-Nov-05</b>	<b>10-Nov-05</b>	<b>11-Nov-06</b>	<b>14-Nov-05</b>	<b>15-Nov-05</b>	<b>16-Nov-05</b>	<b>17-Nov-05</b>	<b>18-Nov-05</b>	<b>21-Nov-05</b>	<b>22-Nov-05</b>
1	AAA Balanced Fund	1,207.90	1,206.44	1,205.64	1,192.14	1,186.57	1,181.97	1,177.85	1,175.15	1,184.52	1,195.37	1,198.86	1,202.49
2	AAA Syariah Fund	1,045.93	1,047.93	1,050.00	1,049.19	1,046.77	1,045.66	1,047.97	1,048.27	1,050.36	1,055.12	1,056.98	1,059.03
3	Bahana Dana Infrastruktur	1,981.65	1,982.60	1,954.35	1,936.69	1,915.46	1,903.33	1,906.11	1,906.81	1,918.07	1,947.46	1,954.60	1,958.75
4	Bahana Dana Selaras	1,924.24	1,930.55	1,914.26	1,900.24	1,884.46	1,874.76	1,879.31	1,883.84	1,891.98	1,915.43	1,923.20	1,928.88
5	Bangun Indonesia	1,568.53	1,573.42	1,569.30	1,567.35	1,561.27	1,561.47	1,558.05	1,554.60	1,549.44	1,553.92	1,553.05	1,554.86
6	Batasa Syariah	1,310.36	1,311.43	1,311.49	1,311.91	1,312.29	1,313.52	1,313.84	1,314.26	1,314.70	1,315.04	1,316.36	1,316.71
7	BIG Palapa	744.87	742.8	748.74	746.69	744.65	738.22	739.08	736.46	741.73	754.89	752.22	751.02
8	BNI Dana Fleksible	1,453.82	1,453.97	1,456.68	1,457.18	1,457.34	1,459.55	1,461.41	1,461.57	1,462.07	1,463.94	1,466.13	1,466.63
9	BNI Dana Plus Syariah	1,077.97	1,078.78	1,081.10	1,081.37	1,081.63	1,082.47	1,082.90	1,083.18	1,083.46	1,083.74	1,084.56	1,084.84
10	Brahma OPTIMA	1,097.83	1,096.69	1,083.97	1,081.37	1,076.46	1,062.18	1,064.96	1,063.75	1,071.09	1,078.11	1,078.77	1,081.94
11	BSM Investa Berimbang	953.76	973.52	971.14	970.15	963.56	962.12	962.35	961.71	966.25	972.2	976.17	979.58
12	Dana Investa Bersama(*)	1,000.64	1,002.83	1,002.50	1,001.43	998.08	996.53	999.3	999.67	999.14	1,003.67	1,006.18	1,006.65
13	Dana Selaras Dinamis	987.89	988.08	988.25	986.34	981.74	979.62	980.33	983.78	983.24	986.94	985.73	985.55
14	Danareksa Anggrek	1,779.87	1,786.13	1,778.40	1,762.62	1,738.69	1,721.34	1,725.22	1,734.86	1,738.73	1,769.92	1,781.75	1,788.88
15	Danareksa Syariah Berimbang	1,710.25	1,722.61	1,713.05	1,707.89	1,680.59	1,661.91	1,660.74	1,665.89	1,659.11	1,681.80	1,688.71	1,694.20
16	Dhanawibawa Progresif	1,138.49	1,139.79	1,142.42	1,143.31	1,143.43	1,144.85	1,144.91	1,145.07	1,145.68	1,145.78	1,147.17	1,147.21
17	DUIT	4,779.86	4,779.74	4,779.50	4,779.47	4,779.44	4,779.35	4,779.32	4,779.29	4,779.26	4,779.23	4,779.14	4,779.11
18	First State Arjuna Fund	1,084.77	1,087.32	1,085.56	1,086.78	1,086.60	1,087.18	1,087.66	1,086.84	1,087.68	1,088.14	1,090.27	1,089.75
19	First State Ind. Balanced Fund	1,161.42	1,165.08	1,160.52	1,155.70	1,154.31	1,150.74	1,151.95	1,150.82	1,151.83	1,156.06	1,158.64	1,160.68
20	Fortis Pesona	4,166.71	4,239.35	4,177.77	4,156.04	4,109.69	4,067.62	4,089.50	4,104.31	4,120.50	4,194.82	4,223.71	4,248.90
21	Garuda Satu	3,610.59	3,625.35	3,598.54	3,591.95	3,573.73	3,562.73	3,562.08	3,569.28	3,583.59	3,608.15	3,618.36	3,626.75
22	Investasi Reksa Plus	728.46	728.88	729.81	729.92	730.04	730.41	730.53	730.65	730.77	730.97	731.21	731.21
23	Jisawi Mix	1,950.55	1,966.50	1,951.24	1,942.46	1,917.58	1,909.26	1,916.80	1,916.63	1,925.13	1,951.24	1,960.34	1,973.25
24	Mahanusa Dana Kapital	1,808.10	1,812.27	1,809.98	1,813.11	1,810.58	1,808.08	1,811.69	1,812.29	1,811.81	1,822.18	1,826.66	1,838.61
25	Manulife Dana Campuran	1,808.06	1,812.41	1,795.63	1,785.10	1,769.88	1,761.73	1,766.62	1,771.59	1,774.42	1,794.50	1,801.07	1,807.22
26	Master Berimbang	1,382.44	1,385.15	1,382.82	1,379.09	1,366.34	1,358.62	1,358.78	1,365.12	1,369.50	1,382.07	1,387.72	1,393.41
27	Mega Dana Kombinasi	1,535.94	1,536.95	1,539.86	1,540.19	1,540.51	1,541.13	1,541.62	1,541.59	1,542.08	1,542.58	1,544.05	1,544.55
28	MR.FLEX	2,576.21	2,590.52	2,573.47	2,557.33	2,541.35	2,528.74	2,541.28	2,536.80	2,541.47	2,538.26	2,547.39	2,570.26
29	Portfolio Dinamis Plus	883.50	887.17	885.43	884.89	882.12	883.09	886.07	886.72	884.99	886.5	888.61	888.99
30	Reksa Dana Paramitra Optimum	970.05	972.49	972.34	971.97	968.32	967.77	968.7	970.26	969.51	971.96	972.32	973.09
31	Reksa Dana PNM Syariah	1,584.08	1,581.63	1,574.65	1,575.79	1,565.14	1,556.76	1,559.23	1,564.08	1,573.23	1,582.28	1,585.31	1,592.59
32	Reksa Dana Prima	971.67	980.5	963.47	955.65	942.28	930.98	937.73	938.07	949.94	970.12	972.37	976.2
33	Reksadana DANA TIRTA	828.47	826.37	827.64	834.98	836.57	836.84	831.84	836.94	842.82	845.48	846.52	846.32

34	Reksadana PG Synergy	1,249.42	1,251.13	1,254.49	1,254.91	1,255.33	1,256.59	1,257.01	1,257.44	1,257.87	1,258.31	1,259.59	1,260.01
35	SAM Dana Berkembang	3,475.73	3,479.06	3,459.62	3,455.35	3,433.95	3,412.08	3,418.08	3,416.43	3,440.55	3,458.99	3,461.62	3,464.06
36	Schroder Dana Kombinasi	997.76	997.54	995.10	991.35	987.94	987.06	990.1	994.38	996.36	1,003.60	1,004.80	1,007.86
37	Schroder Dana Prestasi	5,391.30	5,411.21	5,360.90	5,324.77	5,263.45	5,229.96	5,264.30	5,318.71	5,348.54	5,441.62	5,470.51	5,497.00
38	Schroder Dana Terpadu	3,581.20	3,578.52	3,554.94	3,532.28	3,506.77	3,501.00	3,517.05	3,540.86	3,552.05	3,589.87	3,605.11	3,620.79
39	Semesta Dana Maxima	962.18	963.87	959.96	958.22	953.99	950.69	954.55	953.15	954.91	961.64	963.3	966.11
40	Si Dana Dinamis	1,890.31	1,896.14	1,874.31	1,848.54	1,827.95	1,816.23	1,818.76	1,819.18	1,822.24	1,849.22	1,856.63	1,871.30
41	Si Dana Fleksi	3,609.77	3,618.47	3,602.49	3,544.14	3,514.51	3,493.43	3,495.30	3,506.10	3,516.70	3,585.25	3,605.17	3,644.23
42	Simas Satu	2,040.47	2,053.64	2,043.78	2,030.43	2,033.23	2,022.67	2,028.42	2,034.72	2,044.72	2,071.71	2,066.63	2,068.56
43	Supra Surya Maxima	1,066.12	1,072.30	1,055.39	1,049.80	1,043.05	1,031.41	1,033.55	1,027.16	1,039.87	1,056.51	1,060.00	1,060.36
44	Tiga Pilar Dana Flexi	953.46	954.08	951.49	951.81	947.33	942.81	942.58	942.06	942.73	943.61	945.45	950.37
45	Trimegah Dana Kombinasi	1,930.50	1,933.73	1,912.35	1,902.61	1,881.44	1,864.24	1,877.19	1,883.06	1,892.44	1,925.25	1,942.97	1,953.88



	Reksadana Pendapatan Tetap	23-Nov-05	24-Nov-05	25-Nov-05	28-Nov-05	29-Nov-05	30-Nov-05
1	AA Investa Reksa Dollar(Rp)	1,319.32	1,317.62	1,319.20	1,320.17	1,317.56	1,317.13
2	AA Investa Reksa Dollar(USD)	0.13108	0.13111	0.13113	0.13120	0.13123	0.13125
3	AA-MAN Optima	870.45	870.88	872.08	872.98	872.05	873.11
4	AA-MAN Pendapatan Tetap	1,070.85	1,073.20	1,074.61	1,075.24	1,075.62	1,075.55
5	AAA Bond Fund	979.05	979.73	980.08	981.23	981.62	981.97
6	ABN Amro Dana Dollar AS (USD)	0.2615	0.2615	0.2615	0.2615	0.2615	0.2615
7	ABN Amro Dana Dollar AS(NAB Indikasi)	2,632.00	2,627.67	2,630.33	2,630.98	2,625.27	2,624.00
8	ABN Amro Dana Hasil Berkala	1,057.05	1,056.55	1,056.24	1,056.76	1,053.92	1,052.65
9	ABN Amro Dana Pendapatan Tetap	830.92	829.73	829.21	830.15	830.58	831.03
10	Bahana Dana Arjuna	1,006.96	1,007.24	1,007.30	1,008.60	1,009.44	1,010.23
11	Batasa Pendapatan Tetap	1,044.32	1,045.33	1,045.62	1,046.52	1,051.95	1,054.97
12	Berlian	1,320.04	1,320.53	1,321.03	1,322.43	1,322.90	1,323.37
13	BIG Dana Likuid	1,370.06	1,370.52	1,371.01	1,372.51	1,372.94	1,373.42
14	BNI Dana Berbunga Dua	1,364.63	1,365.19	1,365.75	1,367.42	1,367.98	1,368.54
15	BNI Dana Lancar	1,346.31	1,346.87	1,347.43	1,348.99	1,349.29	1,349.81
16	BNI Dana Plus	1,148.55	1,148.87	1,149.21	1,150.23	1,150.64	1,150.97
17	BNI Dana Syariah	1,070.56	1,070.96	1,071.36	1,072.53	1,072.93	1,073.34
18	Brahma MAXIMA	1,017.44	1,017.02	1,017.19	1,017.24	1,017.09	1,016.76
19	Brent Dana Tetap	1,167.20	1,167.54	1,167.87	1,168.86	1,169.19	1,169.53
20	Brivestama Pasti	1,162.82	1,163.01	1,163.54	1,163.38	1,164.05	1,164.27
21	CAM Dana Mantap	1,004.75	1,004.92	1,005.89	1,008.26	1,009.80	1,010.34
22	Citireksadana Rupiah Plus	1,077.50	1,078.19	1,078.97	1,080.11	1,080.20	1,080.78
23	Corfina Rupiah Plus	959.28	960.09	960.63	961.24	960.89	961.71
24	CorfinaCapital Pendapatan Tetap	1,106.59	1,108.74	1,109.35	1,110.78	1,110.42	1,111.45
25	Dana Likuid Kombinasi	1,021.99	1,021.90	1,021.99	1,022.47	1,022.61	1,022.50
26	Dana Pasti	1,369.12	1,369.56	1,370.01	1,371.46	1,371.79	1,372.23
27	Dana Sejahtera Optima	1,020.44	1,020.80	1,021.13	1,022.07	1,023.01	1,042.37
28	Dana Tetap Arjuna	974.59	975.46	976.64	976.71	976.8	977.5
29	Dana Tetap Instan	914.44	914.52	915.19	916.57	916.29	916.66
30	Dana Tetap Optima	1,156.48	1,156.78	1,157.48	1,158.33	1,159.03	1,160.07
31	Danamas Dollar(Rp)	10,705.68	10,690.99	10,702.90	10,708.83	10,686.68	10,682.65
32	Danamas Dollar(US\$)	1.06366	1.06378	1.06391	1.06429	1.06441	1.06454
33	Danamas Mantap	1,550.36	1,550.91	1,551.46	1,553.12	1,553.67	1,554.22
34	Danamas Pasti	1,100.25	1,100.19	1,100.16	1,100.07	1,100.13	1,100.14
35	Danareksa Gebyar Indonesia	1,212.43	1,213.23	1,214.49	1,214.45	1,215.10	1,215.02
36	Dollar Plus(Rp)	1,284.77	1,282.75	1,283.92	1,283.85	1,280.84	1,280.05
37	Dollar Plus(US\$)	0.12765	0.12764	0.12763	0.12759	0.12757	0.12756
38	Dompot Dhuafa-BTS Syariah	1,152.05	1,152.33	1,152.67	1,153.03	1,153.38	1,153.82
39	EKOFIX	1,163.41	1,165.67	1,166.30	1,167.55	1,166.99	1,168.64
40	First State Ind. Bond Fund	1,129.60	1,130.66	1,130.93	1,131.60	1,131.74	1,131.37
41	Fortis Lestari Dua	1,126.61	1,126.03	1,126.32	1,126.97	1,127.13	1,128.24


42	Ganesha Abadi	1,083.76	1,084.22	1,084.45	1,085.57	1,086.11	1,086.55
43	GK Goh Rupiah	1,117.35	1,117.99	1,119.64	1,121.11	1,120.03	1,121.55
44	GKGoh Dollar(Rp)	1,319.51	1,317.08	1,320.27	1,322.77	1,323.68	1,323.89
45	GKGoh Dollar(USD)	0.13110	0.13105	0.13124	0.13146	0.13184	0.13193
46	GMT Dana Pasti	1,398.34	1,398.76	1,399.04	1,399.60	1,399.35	1,400.58
47	Indovest Dana Obligasi	2,007.56	2,007.81	2,008.06	2,008.81	2,009.06	2,009.20
48	Investasi Reksa Premium	1,006.00	1,009.52	1,009.97	1,011.20	1,013.27	1,013.74
49	ITB-Niaga	935.31	935.66	935.99	937.03	937.38	937.73
50	Jisawi Fix Plus	1,225.66	1,227.07	1,227.84	1,226.09	1,226.84	1,230.35
51	LIPPO Dana Mantap	1,190.70	1,191.03	1,191.39	1,192.35	1,192.68	1,192.99
52	Mahanusa Dana Optimum	1,110.10	1,111.63	1,112.52	1,113.93	1,113.45	1,114.48
53	Mahanusa Dana Stabil	941.3	938.97	939.93	937.89	938.63	939.41
54	Mahanusa Obligasi Negara	1,110.50	1,113.91	1,116.98	1,119.69	1,115.30	1,119.99
55	Mandiri Investa Dollar AS (Rp)	1,006.38	1,005.27	1,006.09	1,006.16	1,004.22	1,003.75
56	Mandiri Investa Dollar AS (USD)	0.10000	0.10000	0.10000	0.10000	0.10000	0.10000
57	Manulife Obligasi Negara Indonesia	1,027.72	1,029.85	1,030.73	1,032.27	1,032.03	1,033.72
58	Manulife Obligasi Unggulan	967.27	968.6	969.67	970.54	969.57	970.53
59	Manulife Obligasi Variabel Negara	1,099.74	1,100.48	1,101.48	1,100.72	1,101.42	1,101.58
60	Manulife Pendapatan Bulanan	905.9	907.66	908.85	910	908.99	910.89
61	Master Pundi	1,207.98	1,207.85	1,207.96	1,208.70	1,208.69	1,209.06
62	MR BOND	1,331.23	1,331.53	1,332.13	1,333.24	1,333.42	1,335.23
63	Niaga Pendapatan Tetap B	1,084.64	1,084.76	1,085.45	1,086.66	1,087.08	1,087.39
64	Niaga Pendapatan Tetap C	841.21	841.57	841.92	842.86	843.27	843.68
65	Niaga Smart Fund	1,152.01	1,160.38	1,160.62	1,163.17	1,161.98	1,162.17
66	Nikko Bond Nusantara	1,403.79	1,404.86	1,405.91	1,410.12	1,411.47	1,412.67
67	Nikko Bunga Nusantara	1,398.95	1,399.71	1,400.47	1,402.67	1,403.77	1,404.92
68	Nikko Gebyar Indonesia	1,246.13	1,246.62	1,247.58	1,247.07	1,248.11	1,248.46
69	Nikko Indah Nusantara	1,639.82	1,640.49	1,641.12	1,642.45	1,642.90	1,642.95
70	Nikko Swarnadwipa	1,180.92	1,180.90	1,182.14	1,181.87	1,182.77	1,183.61
71	Nikko Tron	1,583.18	1,584.26	1,585.12	1,587.24	1,588.18	1,589.18
72	NISP DANA MANTAB	1,000.00	1,000.00	1,000.00	1,000.00	1,000.00	1,000.00
73	NISP Dana Tetap	1,460.43	1,460.76	1,461.08	1,462.06	1,462.38	1,462.71
74	Optima Fund	987.62	989.89	990.86	991.77	991.88	992.74
75	Optima Obligasi	1,292.05	1,292.47	1,293.33	1,294.75	1,294.94	1,294.99
76	Panin Dana Optima	1,355.01	1,355.06	1,355.10	1,355.22	1,355.26	1,355.30
77	Panin Dana Utama Plus	1,330.56	1,331.09	1,331.60	1,333.14	1,333.64	1,334.14
78	Panin Gebyar Indonesia	1,220.05	1,223.43	1,229.29	1,232.74	1,227.70	1,228.12
79	Paramitra Platinum	1,059.12	1,059.43	1,059.76	1,060.66	1,060.97	1,061.28
80	Pavillion Dana Anugrah	788.35	788.62	788.9	789.73	790	790.27
81	Pendapatan Tetap Abadi	946.81	946.92	947.15	947.2	946.77	939.92
82	Pendapatan Tetap Abadi 2	920.85	921.12	921.87	922.24	922.52	894.44
83	Pendapatan Tetap Sentosa	804.26	804.39	804.52	804.91	805.28	805.96
84	PERMATAINVES	1,231.07	1,231.32	1,231.66	1,232.38	1,232.60	1,233.74
85	Phinisi Dana Tetap Pemerintah	1,582.73	1,585.31	1,587.02	1,588.61	1,587.84	1,589.62



86	Platinum Tetap	1,133.13	1,133.52	1,133.90	1,135.04	1,135.42	1,135.79
87	Premier Dinamis	1,121.36	1,121.19	1,121.02	1,120.52	1,120.36	1,120.19
88	Premier Optima	1,334.35	1,339.82	1,334.16	1,336.21	1,328.26	1,334.09
89	Premier Stabil	1,090.74	1,090.59	1,090.43	1,089.97	1,089.82	1,089.66
90	Prestasi Gebyar Indonesia	1,123.45	1,125.72	1,127.99	1,130.49	1,128.56	1,132.09
91	Prime Fund	976.5	976.63	976.91	977.42	977.48	977.71
92	Pundi Reksa Dolar(Rp)	1,300.19	1,298.48	1,299.98	1,300.87	1,298.25	1,297.81
93	Pundi Reksa Dolar(US\$)	0.12918	0.12920	0.12922	0.12929	0.12931	0.12933
94	Pundi Reksa Rupiah	1,244.13	1,244.92	1,246.96	1,271.81	1,272.61	1,277.79
95	Reksa Dana Gadjah Mada	1,171.99	1,172.51	1,173.04	1,174.41	1,175.00	1,175.89
96	Reksa Dana Nikko Cemerlang Nusantara	1,103.99	1,104.15	1,104.78	1,106.33	1,106.33	1,105.25
97	Reksa Dana PNM Amanah Syariah	826.72	826.82	827.09	827.48	829.43	829.1
98	Reksa Dana PNM Dana Sejahtera	1,569.38	1,568.57	1,569.19	1,569.91	1,570.09	1,572.33
99	Reksa Dana Prima Reksa	1,460.82	1,463.73	1,466.28	1,468.39	1,468.39	1,469.20
100	Reksa Dana Prima Reksa Pdpt Tetap	1,016.91	1,016.89	1,016.87	1,016.81	1,016.81	1,016.31
101	Reksa Panin	1,439.22	1,438.00	1,438.36	1,438.49	1,438.59	1,438.81
102	Reksa V-Plus	1,445.88	1,450.19	1,454.50	1,456.46	1,451.86	1,459.79
103	REKSA V-PLUS 2	1,114.80	1,117.19	1,122.58	1,125.49	1,120.58	1,126.22
104	Reksadana Buana 88 Pendapatan Tetap	1,319.39	1,319.43	1,319.65	1,320.43	1,320.67	1,321.30
105	Reksadana ORI	1,056.25	1,056.58	1,056.90	1,057.86	1,058.18	1,058.50
106	Reksadana Pdpt Tetap Bunga Bangsa	1,167.61	1,167.78	1,167.78	1,167.83	1,167.81	1,167.93
107	Reksadana RIDO DUA	1,074.45	1,074.83	1,075.22	1,076.38	1,076.77	1,077.15
108	Samuel Dana Pasti	1,087.54	1,088.20	1,088.54	1,090.07	1,090.41	1,090.74
109	Schroder Dana Andalan	1,016.06	1,016.61	1,018.02	1,018.34	1,018.42	1,018.75
110	Schroder Dana Mantap Plus	1,209.78	1,211.47	1,212.51	1,214.07	1,212.91	1,215.99
111	Semesta Obligasi Indonesia	923.88	924.64	924.91	925.31	925.57	926.99
112	Si Dana Obligasi Plus	967.64	968.05	968.46	969.7	970.11	970.52
113	SiDana Obligasi Prima	1,230.64	1,231.13	1,231.62	1,233.09	1,233.58	1,234.07
114	Sulut Fund Stabil	1,338.73	1,339.89	1,340.04	1,341.04	1,341.11	1,341.17
115	Surya	855.71	856.06	856.41	857.46	857.81	858.17
116	Telur Emas	1,270.91	1,272.31	1,272.39	1,273.56	1,273.45	1,276.27
117	Tiga Pilar Dana Tetap	1,030.21	1,031.05	1,031.56	1,032.61	1,032.21	1,033.47
118	Trimegah Dana Tetap	1,644.49	1,645.09	1,649.56	1,659.26	1,667.89	1,672.12
119	Yudistira	92.7	94.5	94.25	94.01	94.01	95.3
	<b>Reksadana Saham</b>	<b>23-Nov-05</b>	<b>24-Nov-05</b>	<b>25-Nov-05</b>	<b>28-Nov-05</b>	<b>29-Nov-05</b>	<b>30-Nov-05</b>
1	ABN Amro Dana Saham	1,910.35	1,926.91	1,918.47	1,928.15	1,932.48	1,950.14
2	Arjuna	704.66	704.75	704.75	704.83	704.84	704.92
3	Bahana Dana Prima	3,203.24	3,236.47	3,222.21	3,234.30	3,240.24	3,269.78
4	BIG Nusantara	654.76	657.66	654.39	654.3	658.21	660.93
5	Bima	582.42	582.68	582.76	582.89	583.16	583.43
6	BNI Dana Berkembang	1,499.27	1,512.32	1,505.07	1,504.52	1,497.00	1,507.84
7	CitiReksaDana Ekuitas	3,109.80	3,172.08	3,168.93	3,174.33	3,196.68	3,249.53
8	Dana Sentosa	1,104.33	1,113.89	1,108.08	1,110.47	1,107.67	1,114.84
9	Danareksa Mawar	1,994.87	2,024.35	2,020.46	2,031.26	2,041.72	2,061.59

10	Manulife Dana Saham	2,436.73	2,471.71	2,466.09	2,475.95	2,489.89	2,531.41
11	Master Dinamis	1,324.71	1,341.70	1,337.80	1,341.38	1,351.27	1,370.01
12	Nikko Saham Nusantara	838.94	846.17	841.39	846	844.56	848.92
13	Panin Dana Maksima	7,002.61	7,078.38	7,063.07	7,107.92	7,158.76	7,200.22
14	Phinisi Dana Saham	4,251.06	4,314.88	4,303.40	4,323.46	4,346.50	4,415.38
15	Platinum Saham	1,784.85	1,809.57	1,791.54	1,800.16	1,790.50	1,806.77
16	Rencana Cerdas	2,856.30	2,912.73	2,909.36	2,918.70	2,917.24	2,964.05
17	Schroder Dana Istimewa	1,138.91	1,154.09	1,150.46	1,156.72	1,152.23	1,159.73
18	Schroder Dana Prestasi Plus	5,054.92	5,114.17	5,105.54	5,143.35	5,137.98	5,184.03
19	Si Dana Saham	9,674.69	9,797.64	9,736.46	9,769.39	9,847.68	10,058.85
	<b>Reksadana Campuran</b>	<b>23-Nov-05</b>	<b>24-Nov-05</b>	<b>25-Nov-05</b>	<b>28-Nov-05</b>	<b>29-Nov-05</b>	<b>30-Nov-05</b>
1	AAA Balanced Fund	1,194.12	1,206.79	1,203.39	1,206.95	1,216.75	1,216.89
2	AAA Syariah Fund	1,057.65	1,059.90	1,060.79	1,062.63	1,062.63	1,063.76
3	Bahana Dana Infrastruktur	1,951.44	1,959.33	1,955.37	1,956.29	1,958.71	1,973.95
4	Bahana Dana Selaras	1,916.33	1,931.12	1,926.56	1,930.58	1,936.06	1,946.71
5	Bangun Indonesia	1,553.94	1,556.32	1,551.30	1,553.81	1,553.42	1,555.43
6	Batasa Syariah	1,317.18	1,317.62	1,318.04	1,319.28	1,319.60	1,319.93
7	BIG Palapa	753.22	752.16	748.83	751.06	756.25	758.8
8	BNI Dana Fleksible	1,466.45	1,469.00	1,468.82	1,471.69	1,472.20	1,474.76
9	BNI Dana Plus Syariah	1,085.12	1,085.41	1,085.69	1,086.49	1,086.77	1,087.06
10	Brahma OPTIMA	1,080.58	1,082.92	1,082.30	1,082.99	1,080.66	1,080.98
11	BSM Investa Berimbang	979.43	979.81	977.16	975.78	975	977.36
12	Dana Investa Bersama(*)	1,006.13	1,012.52	1,012.32	1,013.12	1,015.52	1,022.37
13	Dana Selaras Dinamis	985.27	986.83	988	989.96	990.7	993.9
14	Danareksa Anggrek	1,774.36	1,793.12	1,789.97	1,798.07	1,802.55	1,817.46
15	Danareksa Syariah Berimbang	1,687.70	1,698.48	1,693.96	1,700.61	1,702.36	1,707.84
16	Dhanawibawa Progresif	1,148.20	1,149.11	1,149.16	1,149.93	1,150.06	1,150.12
17	DUIT	4,779.07	4,779.04	4,779.01	4,778.92	4,778.89	4,778.86
18	First State Arjuna Fund	1,089.97	1,091.00	1,091.69	1,091.00	1,092.11	1,093.84
19	First State Ind. Balanced Fund	1,160.55	1,162.84	1,162.54	1,162.43	1,162.05	1,164.48
20	Fortis Pesona	4,246.76	4,319.33	4,298.76	4,307.78	4,313.75	4,389.24
21	Garuda Satu	3,624.69	3,631.77	3,628.47	3,628.50	3,625.31	3,632.65
22	Investasi Reksa Plus	731.22	731.2259	731.2309	731.4713	731.7112	732.3714
23	Jisawi Mix	1,957.59	1,967.53	1,970.76	1,979.08	1,987.48	2,005.01
24	Mahanusa Dana Kapital	1,833.59	1,855.48	1,846.73	1,850.54	1,867.89	1,903.71
25	Manulife Dana Campuran	1,803.89	1,821.54	1,818.98	1,825.32	1,830.47	1,850.49
26	Master Berimbang	1,392.22	1,402.33	1,395.63	1,395.26	1,403.36	1,420.45
27	Mega Dana Kombinasi	1,545.04	1,545.52	1,546.02	1,547.52	1,548.02	1,548.52
28	MR.FLEX	2,569.92	2,586.20	2,575.43	2,586.72	2,576.45	2,588.20
29	Portfolio Dinamis Plus	885.12	879.48	879.21	880.37	879.2	878.61
30	Reksa Dana Paramitra Optimum	949.75	950.76	951.6	952.11	951.86	952.18
31	Reksa Dana PNM Syariah	1,589.65	1,597.71	1,597.29	1,598.03	1,594.99	1,597.68
32	Reksa Dana Prima	977.2	987.83	982.12	988.48	986.69	992.46
33	Reksadana DANA TIRTA	846.52	846.03	845.75	847.18	846.34	847.95

34	Reksadana PG Synergy	1,260.43	1,260.87	1,261.31	1,262.58	1,263.02	1,263.47
35	SAM Dana Berkembang	3,462.84	3,481.00	3,485.70	3,493.52	3,499.03	3,518.59
36	Schroder Dana Kombinasi	1,007.21	1,012.50	1,012.73	1,015.73	1,013.45	1,016.57
37	Schroder Dana Prestasi	5,476.95	5,537.86	5,531.51	5,572.41	5,563.36	5,607.32
38	Schroder Dana Terpadu	3,612.10	3,641.02	3,638.01	3,658.38	3,650.07	3,664.78
39	Semesta Dana Maxima	965.22	965.56	965.06	964.41	963.95	966.97
40	Si Dana Dinamis	1,872.15	1,886.33	1,880.62	1,886.03	1,894.06	1,919.53
41	Si Dana Fleksi	3,638.16	3,641.89	3,635.24	3,655.47	3,669.43	3,744.09
42	Simas Satu	2,068.86	2,095.42	2,081.45	2,081.19	2,089.46	2,096.79
43	Supra Surya Maxima	1,060.17	1,068.75	1,058.27	1,064.16	1,054.14	1,055.69
44	Tiga Pilar Dana Flexi	951.15	951.39	950.23	918.64	917.12	915.65
45	Trimegah Dana Kombinasi	1,951.10	1,972.57	1,967.99	1,971.07	1,974.38	2,001.29



## Data perkembangan NAB bulan Desember 2005

	Reksadana Pendapatan Tetap	30-Nov-05	01-Dec-05	02-Dec-05	05-Dec-05	06-Dec-05	07-Dec-05	08-Dec-05	09-Dec-05	12-Dec-05	13-Dec-05	14-Dec-05	15-Dec-05
1	AA Investa Reksa Dollar(Rp)	1,317.13	1,316.49	1,317.46	1,314.50	1,308.29	1,298.80	1,289.97	1,281.81	1,280.49	1,281.54	1,287.20	1,292.26
2	AA Investa Reksa Dollar(USD)	0.13125	0.13126	0.13129	0.13138	0.13142	0.13146	0.13150	0.13154	0.13154	0.13157	0.13162	0.13166
3	AA-MAN Optima	873.11	873.53	872.68	874.36	874.6	874.39	874.54	874.69	875.36	875.68	874.85	876.15
4	AA-MAN Pendapatan Tetap	1,075.55	1,063.71	1,063.46	1,064.97	1,068.79	1,069.38	1,069.97	1,069.38	1,070.00	1,070.19	1,072.02	1,071.16
5	AAA Bond Fund	981.97	982.33	982.74	983.82	984.19	984.53	984.88	985.22	986.26	986.61	986.95	987.29
6	ABN Amro Dana Dollar AS (USD)	0.2615	0.2615	0.2615	0.2615	0.2615	0.2615	0.2615	0.2615	0.2615	0.2615	0.2615	0.2615
7	ABN Amro Dana Dollar AS(NAB Indikasi)	2,624.00	2,622.65	2,624.00	2,616.26	2,603.23	2,583.49	2,565.25	2,548.31	2,545.88	2,547.18	2,557.70	2,566.76
8	ABN Amro Dana Hasil Berkala	1,052.65	1,053.37	1,053.24	1,053.13	1,053.17	1,054.52	1,053.60	1,053.35	1,052.69	1,052.57	1,052.42	1,052.46
9	ABN Amro Dana Pendapatan Tetap	831.03	831.18	830.49	831.5	831.76	831.99	832.22	833.07	833.83	833.32	833.36	831.4
10	Bahana Dana Arjuna	1,010.23	1,010.89	1,011.43	1,011.87	1,012.75	1,012.51	1,012.19	1,012.45	1,012.28	1,012.74	1,012.47	1,010.62
11	Batasa Pendapatan Tetap	1,054.97	1,055.27	1,057.16	1,056.12	1,059.44	1,061.06	1,061.37	1,061.51	1,062.60	1,063.90	1,064.69	1,064.18
12	Berlian	1,323.37	1,323.84	1,324.31	1,325.72	1,326.19	1,326.66	1,327.14	1,327.62	1,329.05	1,329.53	1,330.01	1,330.49
13	BIG Dana Likuid	1,373.42	1,373.98	1,374.46	1,375.90	1,376.38	1,376.86	1,377.34	1,377.82	1,379.27	1,379.75	1,380.23	1,380.72
14	BNI Dana Berbunga Dua	1,368.54	1,369.09	1,369.65	1,371.32	1,371.87	1,372.44	1,372.99	1,373.55	1,375.21	1,375.75	1,376.33	1,376.90
15	BNI Dana Lancar	1,349.81	1,350.27	1,350.79	1,352.35	1,352.86	1,353.35	1,353.87	1,354.38	1,355.86	1,356.35	1,356.80	1,357.24
16	BNI Dana Plus	1,150.97	1,151.39	1,151.73	1,152.73	1,153.06	1,153.46	1,153.80	1,154.17	1,155.18	1,155.62	1,155.98	1,157.05
17	BNI Dana Syariah	1,073.34	1,073.76	1,074.17	1,075.42	1,075.83	1,076.25	1,076.67	1,077.07	1,078.32	1,078.74	1,079.15	1,079.54
18	Brahma MAXIMA	1,016.76	1,016.81	1,016.75	1,017.29	1,017.46	1,017.51	1,017.63	1,017.85	1,017.94	1,017.66	1,018.50	1,018.24
19	Brent Dana Tetap	1,169.53	1,169.86	1,170.19	1,171.19	1,171.53	1,171.86	1,172.20	1,172.53	1,173.54	1,173.88	1,174.21	1,174.55
20	Brivestama Pasti	1,164.27	1,164.38	1,164.73	1,165.71	1,165.81	1,166.18	1,166.37	1,166.60	1,167.21	1,167.29	1,168.04	1,167.95
21	CAM Dana Mantap	1,010.34	1,011.07	1,011.88	1,012.48	1,012.85	1,013.14	1,013.81	1,014.39	1,014.91	1,015.01	1,015.39	1,015.83
22	Citireksadana Rupiah Plus	1,080.78	1,080.90	1,081.08	1,082.28	1,083.29	1,084.13	1,084.75	1,085.79	1,086.73	1,087.06	1,087.50	1,087.23
23	Corfina Rupiah Plus	961.71	961.83	961.66	963.03	964.76	965.39	966.04	966.1	966.84	967.16	966.59	967.03
24	CorfinaCapital Pendapatan Tetap	1,111.45	1,111.44	1,112.13	1,113.59	1,116.78	1,118.66	1,119.88	1,120.37	1,121.53	1,121.86	1,121.85	1,121.08
25	Dana Likuid Kombinasi	1,022.50	1,019.56	1,022.61	1,024.10	1,022.66	1,021.16	1,021.00	1,020.91	1,022.02	1,022.40	1,022.67	1,022.99
26	Dana Pasti	1,372.23	1,372.67	1,373.10	1,374.41	1,374.85	1,375.13	1,375.63	1,376.12	1,377.57	1,377.83	1,378.26	1,378.68
27	Dana Sejahtera Optima	1,042.37	1,043.66	1,044.61	1,045.14	1,045.19	1,045.24	1,045.28	1,045.33	1,045.47	1,045.52	1,045.57	1,045.62
28	Dana Tetap Arjuna	977.5	977.47	977.99	979.29	980.76	981.69	983.36	984.24	995.59	995.96	995.77	995.85
29	Dana Tetap Instan	916.66	917.7	916.83	918.1	918.63	919.65	918.95	919.27	919.95	920.95	920.87	921.26
30	Dana Tetap Optima	1,160.07	1,160.54	1,161.17	1,161.94	1,162.09	1,162.96	1,164.02	1,164.52	1,165.19	1,165.70	1,166.42	1,166.77
31	Danamas Dollar(Rp)	10,682.65	10,678.63	10,685.24	10,657.16	10,605.19	10,526.59	10,453.28	10,437.49	10,378.38	10,384.94	10,428.82	10,467.38
32	Danamas Dollar(US\$)	1.06454	1.064669	1.064798	1.065184	1.065313	1.065445	1.065574	1.065703	1.06609	1.066216	1.066342	1.066468
33	Danamas Mantap	1,554.22	1,554.78	1,555.33	1,556.99	1,557.55	1,558.10	1,558.66	1,559.22	1,560.91	1,561.47	1,562.04	1,562.62
34	Danamas Pasti	1,100.14	1,100.15	1,100.18	1,100.65	1,100.58	1,100.64	1,100.65	1,100.67	1,100.75	1,100.80	1,100.95	1,101.11
35	Danareksa Gebyar Indonesia	1,215.02	1,215.24	1,215.38	1,216.78	1,217.66	1,218.23	1,218.06	1,218.38	1,219.42	1,219.53	1,220.66	1,220.44
36	Dollar Plus(Rp)	1,280.05	1,279.25	1,280.76	1,276.38	1,269.76	1,260.04	1,250.96	1,242.52	1,240.78	1,241.27	1,246.21	1,250.52
37	Dollar Plus(US\$)	0.12756	0.12754	0.12763	0.12757	0.12755	0.12753	0.12752	0.12750	0.12746	0.12744	0.12742	0.12741
38	Dompot Dhuafa-BTS Syariah	1,153.82	1,154.17	1,154.60	1,155.35	1,155.80	1,155.98	1,156.32	1,156.77	1,157.90	1,158.24	1,160.25	1,160.59
39	EKOFIX	1,168.64	1,167.58	1,168.44	1,168.59	1,170.79	1,171.19	1,172.26	1,172.47	1,173.12	1,174.06	1,171.80	1,172.54
40	First State Ind. Bond Fund	1,131.37	1,131.08	1,131.92	1,133.50	1,135.99	1,138.28	1,140.53	1,140.14	1,141.57	1,143.22	1,142.56	1,142.34
41	Fortis Lestari Dua	1,128.24	1,128.66	1,128.84	1,129.71	1,129.77	1,130.17	1,130.46	1,131.02	1,131.84	1,132.10	1,132.45	1,132.46

42	Ganesha Abadi	1,086.55	1,086.98	1,087.39	1,088.25	1,088.78	1,088.04	1,087.44	1,087.50	1,084.53	1,085.32	1,085.42	1,085.33
43	GK Goh Rupiah	1,121.55	1,122.20	1,121.22	1,123.68	1,124.35	1,124.63	1,125.14	1,125.44	1,126.61	1,127.13	1,126.16	1,127.94
44	GKGoh Dollar(Rp)	1,323.89	1,323.60	1,326.29	1,322.57	1,315.32	1,305.42	1,296.61	1,287.67	1,285.77	1,286.52	1,292.27	1,297.49
45	GKGoh Dollar(USD)	0.13193	0.13196	0.13217	0.13219	0.13213	0.13213	0.13217	0.13214	0.13208	0.13209	0.13213	0.13219
46	GMT Dana Pasti	1,400.58	1,400.53	1,400.95	1,402.28	1,402.88	1,403.52	1,403.99	1,404.51	1,405.72	1,406.68	1,406.51	1,406.81
47	Indovest Dana Obligasi	2,009.20	2,009.43	2,009.69	2,010.44	2,010.69	2,010.94	2,011.18	2,011.43	2,012.18	2,012.44	2,012.77	2,013.09
48	Investasi Reksa Premium	1,013.74	1,014.21	1,015.13	1,016.49	1,016.95	1,017.42	1,017.88	1,020.14	1,021.52	1,025.96	1,026.40	1,026.83
49	ITB-Niaga	937.73	967.38	975.18	976.32	979.38	979.76	980.14	980.52	981.67	982.05	982.44	982.82
50	Jisawi Fix Plus	1,230.35	1,228.12	1,228.36	1,227.89	1,227.04	1,230.25	1,229.77	1,231.04	1,231.74	1,232.50	1,232.12	1,232.57
51	LIPPO Dana Mantap	1,192.99	1,193.33	1,193.73	1,194.76	1,195.34	1,195.94	1,196.36	1,196.82	1,198.23	1,198.68	1,199.13	1,199.58
52	Mahanusa Dana Optimum	1,114.48	1,114.50	1,115.20	1,116.57	1,118.62	1,119.64	1,121.67	1,122.59	1,123.75	1,124.06	1,123.98	1,123.56
53	Mahanusa Dana Stabil	939.41	938.68	940.21	944.8	945.64	945.48	943.65	943.65	943.6	944.52	948.45	945.06
54	Mahanusa Obligasi Negara	1,119.99	1,120.20	1,121.08	1,123.05	1,125.31	1,128.65	1,129.36	1,130.96	1,136.11	1,137.01	1,139.30	1,138.48
55	Mandiri Investa Dollar AS (Rp)	1,003.75	1,003.28	1,003.72	1,000.98	996.71	990.32	984.28	978.72	977.74	982.08	989.87	997.17
56	Mandiri Investa Dollar AS (USD)	0.1000	0.1000	0.1000	0.1000	0.1001	0.1002	0.1003	0.1004	0.1004	0.1008	0.1012	0.1016
57	Manulife Obligasi Negara Indonesia	1,033.72	1,032.97	1,035.13	1,035.35	1,037.89	1,039.36	1,040.61	1,042.74	1,043.77	1,044.75	1,042.81	1,044.82
58	Manulife Obligasi Unggulan	970.53	970.44	970.71	971.83	974.17	975.06	977.56	977.87	979.32	979.23	978.85	977.83
59	Manulife Obligasi Variabel Negara	1,101.58	1,101.46	1,101.92	1,103.97	1,103.96	1,104.56	1,104.93	1,105.11	1,105.89	1,106.44	1,107.74	1,107.32
60	Manulife Pendapatan Bulanan	910.89	909.41	911.57	911.8	914.54	916.3	916.88	920.95	921.51	922.25	918.66	922.62
61	Master Pundi	1,209.06	1,209.64	1,210.55	1,210.31	1,211.62	1,211.33	1,211.41	1,211.53	1,212.71	1,213.05	1,213.32	1,213.10
62	MR BOND	1,335.23	1,335.31	1,335.46	1,335.99	1,336.16	1,336.56	1,336.65	1,337.71	1,338.94	1,339.18	1,339.66	1,339.89
63	Niaga Pendapatan Tetap B	1,087.39	1,115.82	1,116.25	1,117.68	1,130.23	1,130.71	1,132.40	1,132.87	1,134.17	1,134.77	1,135.27	1,135.77
64	Niaga Pendapatan Tetap C	843.68	851.03	851.34	852.33	856.93	857.27	858.49	858.8	859.74	860.05	860.33	860.68
65	Niaga Smart Fund	1,162.17	1,162.25	1,162.71	1,164.22	1,166.58	1,170.49	1,172.04	1,172.75	1,175.95	1,176.30	1,178.69	1,176.30
66	Nikko Bond Nusantara	1,412.67	1,413.43	1,414.20	1,414.38	1,414.41	1,414.58	1,414.64	1,414.73	1,415.21	1,414.77	1,414.98	1,413.82
67	Nikko Bunga Nusantara	1,404.92	1,405.21	1,405.53	1,405.61	1,405.87	1,406.06	1,406.20	1,406.32	1,406.71	1,406.97	1,407.09	1,406.20
68	Nikko Gebyar Indonesia	1,248.46	1,248.33	1,248.90	1,250.51	1,251.13	1,251.92	1,252.54	1,252.60	1,253.47	1,253.52	1,254.66	1,254.20
69	Nikko Indah Nusantara	1,642.95	1,642.97	1,643.16	1,643.85	1,643.88	1,644.32	1,644.44	1,644.61	1,645.06	1,645.48	1,645.47	1,645.75
70	Nikko Swarnadwipa	1,183.61	1,183.70	1,184.45	1,185.94	1,186.03	1,186.63	1,187.00	1,187.43	1,188.53	1,188.72	1,189.79	1,189.61
71	Nikko Tron	1,589.18	1,589.64	1,590.37	1,590.45	1,590.47	1,590.60	1,590.82	1,591.03	1,591.14	1,591.53	1,590.78	1,590.59
72	NISP DANA MANTAB	1,000.00	1,000.00	1,000.00	1,000.00	1,000.00	1,000.00	1,000.00	1,000.00	1,000.00	1,000.00	1,000.00	1,000.00
73	NISP Dana Tetap	1,462.71	1,463.08	1,463.45	1,464.54	1,464.90	1,465.27	1,465.63	1,466.00	1,467.08	1,467.45	1,467.82	1,468.19
74	Optima Fund	992.74	992.71	993.17	994.5	997.81	999.46	1,000.43	1,000.71	1,002.00	1,002.46	1,002.78	1,001.93
75	Optima Obligasi	1,294.99	1,295.54	1,295.96	1,297.21	1,297.39	1,297.56	1,297.63	1,298.07	1,299.38	1,299.81	1,300.29	1,300.87
76	Panin Dana Optima	1,355.30	1,355.34	1,355.38	1,355.51	1,355.55	1,355.59	1,355.63	1,355.67	1,355.86	1,355.93	1,353.35	1,353.29
77	Panin Dana Utama Plus	1,334.14	1,334.64	1,335.14	1,336.61	1,337.11	1,337.62	1,338.18	1,338.74	1,340.39	1,340.94	1,341.49	1,342.03
78	Panin Gebyar Indonesia	1,228.12	1,227.36	1,225.55	1,224.55	1,223.99	1,229.73	1,228.44	1,228.17	1,227.61	1,229.82	1,231.38	1,231.89
79	Paramitra Platinum	1,061.28	1,061.60	1,061.94	1,063.00	1,063.34	1,063.65	1,063.95	1,064.26	1,065.20	1,065.53	1,065.84	1,065.84
80	Pavillion Dana Anugrah	790.27	790.55	790.82	791.65	791.92	792.2	792.47	792.74	793.56	793.84	794.11	794.39
81	Pendapatan Tetap Abadi	939.92	939.85	939.76	936.94	934.76	937.2	937.2	937.42	936.65	936.8	940.03	939.23
82	Pendapatan Tetap Abadi 2	894.44	894.93	895.76	896.04	896.03	896.02	896.02	896	895.98	895.94	895.9	895.86
83	Pendapatan Tetap Sentosa	805.96	806.86	807.16	807.82	808.15	809.19	809.3	810.92	814.96	815.23	813.62	811.24
84	PERMATAINVES	1,233.74	1,234.19	1,234.39	1,235.36	1,235.44	1,236.07	1,236.45	1,237.03	1,238.03	1,238.30	1,238.83	1,239.09
85	Phinisi Dana Tetap Pemerintah	1,589.62	1,588.63	1,590.54	1,591.98	1,595.73	1,598.40	1,599.33	1,603.10	1,604.48	1,605.40	1,603.53	1,605.12

86	Platinum Tetap	1,135.79	1,136.18	1,136.57	1,137.72	1,138.10	1,138.49	1,138.87	1,138.87	1,140.40	1,140.78	1,141.17	1,141.55
87	Premier Dinamis	1,120.19	1,119.89	1,119.72	1,119.22	1,119.06	1,118.89	1,118.72	1,118.56	1,118.06	1,117.89	1,117.73	1,117.56
88	Premier Optima	1,334.09	1,342.84	1,361.40	1,357.99	1,365.70	1,394.92	1,385.57	1,392.49	1,399.35	1,402.93	1,399.41	1,388.20
89	Premier Stabil	1,089.66	1,089.38	1,089.22	1,088.76	1,088.61	1,088.45	1,088.30	1,088.14	1,087.68	1,087.53	1,087.37	1,087.22
90	Prestasi Gebyar Indonesia	1,132.09	1,131.41	1,133.17	1,133.92	1,137.44	1,140.26	1,142.19	1,144.15	1,146.18	1,147.00	1,145.61	1,147.26
91	Prime Fund	977.71	977.76	977.83	977.94	977.9	976.87	977.32	977.54	977.73	977.81	978.03	978.06
92	Pundi Reksa Dolar(Rp)	1,297.81	1,297.38	1,298.23	1,294.99	1,288.73	1,279.23	1,270.38	1,268.51	1,261.50	1,262.36	1,267.75	1,272.49
93	Pundi Reksa Dolar(US\$)	0.12933	0.12935	0.12937	0.12944	0.12946	0.12948	0.12950	0.12952	0.12958	0.12961	0.12963	0.12965
94	Pundi Reksa Rupiah	1,277.79	1,278.31	1,279.62	1,281.65	1,282.45	1,283.47	1,283.99	1,284.51	1,286.17	1,286.70	1,287.15	1,287.63
95	Reksa Dana Gajah Mada	1,175.89	1,199.57	1,223.30	1,248.52	1,263.07	1,265.84	1,266.41	1,266.96	1,268.80	1,269.35	1,269.89	1,270.44
96	Reksa Dana Nikko Cemerlang Nusantara	1,105.25	1,108.38	1,108.64	1,108.76	1,111.87	1,110.67	1,110.90	1,111.22	1,110.53	1,111.19	1,111.67	1,111.25
97	Reksa Dana PNM Amanah Syariah	829.1	829.89	830.45	830.78	831.83	831.73	832.12	833.39	835.88	837.11	837.19	837.45
98	Reksa Dana PNM Dana Sejahtera	1,572.33	1,573.02	1,573.26	1,574.63	1,574.97	1,576.06	1,576.58	1,577.68	1,578.64	1,578.93	1,579.46	1,579.07
99	Reksa Dana Prima Reksa	1,469.20	1,469.18	1,470.16	1,472.14	1,477.16	1,479.62	1,484.09	1,485.33	1,488.48	1,488.44	1,488.04	1,489.94
100	Reksa Dana Prima Reksa Pdpt Tetap	1,016.31	1,016.19	1,017.31	1,017.16	1,017.14	1,017.12	1,017.10	1,017.08	1,017.02	1,017.00	1,015.98	1,016.96
101	Reksa Panin	1,438.81	1,439.00	1,439.21	1,440.96	1,441.47	1,441.74	1,441.95	1,442.09	1,442.73	1,442.95	1,446.23	1,446.27
102	Reksa V-Plus	1,459.79	1,460.28	1,461.58	1,464.41	1,466.73	1,473.27	1,475.57	1,476.29	1,479.14	1,479.90	1,482.67	1,480.85
103	REKSA V-PLUS 2	1,126.22	1,126.14	1,127.05	1,128.46	1,130.97	1,135.16	1,136.62	1,135.61	1,138.15	1,138.35	1,141.09	1,140.10
104	Reksadana Buana 88 Pendapatan Tetap	1,321.30	1,321.79	1,322.09	1,323.02	1,323.14	1,323.45	1,323.75	1,324.14	1,324.93	1,325.31	1,325.86	1,325.99
105	Reksadana ORI	1,058.50	1,058.82	1,059.14	1,060.11	1,060.43	1,060.75	1,061.07	1,061.39	1,062.35	1,062.67	1,062.99	1,063.31
106	Reksadana Pdpt Tetap Bunga Bangsa	1,167.93	1,167.91	1,167.90	1,167.85	1,167.82	1,167.80	1,167.78	1,167.76	1,167.69	1,167.67	1,167.65	1,167.62
107	Reksadana RIDO DUA	1,077.15	1,077.54	1,077.93	1,079.09	1,079.48	1,079.86	1,080.25	1,080.64	1,081.79	1,082.18	1,082.56	1,082.94
108	Samuel Dana Pasti	1,090.74	1,091.08	1,091.49	1,092.78	1,093.36	1,093.70	1,093.16	1,091.74	1,094.03	1,094.30	1,094.61	1,094.23
109	Schroder Dana Andalan	1,018.75	1,018.83	1,018.97	1,020.12	1,022.23	1,022.81	1,023.34	1,023.34	1,027.07	1,024.32	1,024.73	1,024.54
110	Schroder Dana Mantap Plus	1,215.99	1,215.30	1,216.92	1,217.79	1,220.26	1,221.62	1,223.61	1,225.17	1,226.71	1,227.69	1,225.68	1,226.99
111	Semesta Obligasi Indonesia	926.99	927.61	927.54	926.62	928.39	927.98	928.36	928.57	928.35	929.02	930.52	929.21
112	Si Dana Obligasi Plus	970.52	970.93	971.34	972.58	972.99	973.35	973.81	974.26	975.46	975.87	976.28	976.69
113	SiDana Obligasi Prima	1,234.07	1,234.56	1,235.05	1,236.52	1,237.03	1,237.52	1,238.01	1,238.50	1,239.97	1,240.46	1,240.95	1,241.44
114	Sulut Fund Stabil	1,341.17	1,342.10	1,342.36	1,342.62	1,342.64	1,342.73	1,342.77	1,344.95	1,345.89	1,345.98	1,347.08	1,347.23
115	Surya	858.17	878.02	878.37	879.48	890.15	890.53	890.9	891.27	892.38	892.75	893.13	893.52
116	Telur Emas	1,276.27	1,276.47	1,279.72	1,281.09	1,282.08	1,281.99	1,281.74	1,281.14	1,283.18	1,284.24	1,284.81	1,284.73
117	Tiga Pilar Dana Tetap	1,033.47	1,032.70	1,032.75	1,034.27	1,035.50	1,036.00	1,037.09	1,037.39	1,038.49	1,039.25	1,038.40	1,038.39
118	Trimegah Dana Tetap	1,672.12	1,674.31	1,675.00	1,676.54	1,677.05	1,677.55	1,691.28	1,696.73	1,698.46	1,707.09	1,707.78	1,708.27
119	Yudistira	95.3	95.05	95.83	96.11	95.85	97.15	96.38	96.38	96.41	98.72	97.96	97.45
	<b>Rekasadanan Saham</b>	<b>30-Nov-05</b>	<b>01-Dec-05</b>	<b>02-Dec-05</b>	<b>05-Dec-05</b>	<b>06-Dec-05</b>	<b>07-Dec-05</b>	<b>08-Dec-05</b>	<b>09-Dec-05</b>	<b>12-Dec-05</b>	<b>13-Dec-05</b>	<b>14-Dec-05</b>	<b>15-Dec-05</b>
1	ABN Amro Dana Saham	1,950.14	1,948.92	1,979.23	1,975.75	1,972.60	1,993.57	1,996.22	2,015.48	2,038.60	2,037.39	2,022.68	2,000.20
2	Arjuna	704.92	704.93	704.93	705.04	705.04	704.13	704.15	704.19	704.33	704.42	704.4	704.35
3	Bahana Dana Prima	3,269.78	3,277.34	3,344.33	3,336.23	3,348.35	3,410.18	3,420.95	3,441.67	3,505.34	3,514.32	3,487.54	3,434.07
4	BIG Nusantara	660.93	663.82	672.66	676.13	679.71	685.7	675.3	676.24	681.76	681.69	674.18	672.69
5	Bima	583.43	583.08	584	584.26	584.3	584.81	584.83	584.58	584.91	585.18	585.18	584.66
6	BNI Dana Berkembang	1,507.84	1,509.26	1,540.47	1,537.26	1,547.51	1,587.75	1,600.49	1,600.37	1,608.46	1,607.25	1,603.34	1,592.63
7	CitiReksaDana Ekuitas	3,249.53	3,226.88	3,303.78	3,304.58	3,313.79	3,374.51	3,386.56	3,505.33	3,526.03	3,530.54	3,522.38	3,467.21
8	Dana Sentosa	1,114.84	1,122.62	1,138.45	1,138.94	1,148.13	1,171.28	1,170.34	1,180.78	1,191.21	1,199.70	1,189.38	1,185.09
9	Danareksa Mawar	2,061.59	2,057.99	2,106.48	2,103.70	2,115.56	2,154.01	2,166.94	2,169.49	2,193.59	2,196.56	2,187.62	2,148.31

10	Manulife Dana Saham	2,531.41	2,519.87	2,567.05	2,606.97	2,603.29	2,644.31	2,658.65	2,667.52	2,707.42	2,716.08	2,701.77	2,658.46
11	Master Dinamis	1,370.01	1,366.84	1,396.70	1,397.58	1,398.81	1,409.20	1,409.64	1,413.56	1,437.90	1,438.20	1,425.52	1,407.34
12	Nikko Saham Nusantara	848.92	844.41	853.61	852.53	853.62	867.22	874.1	878.91	894.19	892.33	888.87	880.84
13	Panin Dana Maksima	7,200.22	7,208.85	7,327.41	7,331.59	7,325.96	7,460.27	7,465.27	7,475.16	7,619.07	7,670.34	7,630.62	7,546.89
14	Phinisi Dana Saham	4,415.38	4,395.60	4,484.21	4,583.38	4,585.50	4,660.53	4,685.99	4,701.89	4,769.74	4,781.64	4,756.20	4,675.74
15	Platinum Saham	1,806.77	1,827.29	1,859.37	1,835.26	1,856.28	1,889.67	1,876.45	1,901.28	1,938.69	1,932.32	1,911.11	1,898.25
16	Rencana Cerdas	2,964.05	2,944.43	2,995.08	2,981.91	2,985.08	3,052.10	3,062.87	3,068.50	3,076.99	3,076.05	3,071.43	3,062.13
17	Schroder Dana Istimewa	1,159.73	1,162.40	1,185.71	1,182.79	1,189.32	1,216.77	1,219.15	1,218.26	1,235.47	1,242.93	1,236.55	1,216.50
18	Schroder Dana Prestasi Plus	5,184.03	5,190.40	5,293.90	5,293.21	5,314.80	5,428.40	5,454.04	5,440.31	5,498.16	5,522.95	5,494.63	5,400.29
19	Si Dana Saham	10,058.85	10,021.42	10,257.14	10,223.59	10,192.33	10,314.17	10,343.87	10,502.49	10,732.77	10,735.89	10,625.19	10,458.86
	<b>Reksadana Campuran</b>	<b>30-Nov-05</b>	<b>01-Dec-05</b>	<b>02-Dec-05</b>	<b>05-Dec-05</b>	<b>06-Dec-05</b>	<b>07-Dec-05</b>	<b>08-Dec-05</b>	<b>09-Dec-05</b>	<b>12-Dec-05</b>	<b>13-Dec-05</b>	<b>14-Dec-05</b>	<b>15-Dec-05</b>
1	AAA Balanced Fund	1,216.89	1,217.65	1,224.25	1,220.14	1,226.16	1,233.98	1,237.47	1,241.73	1,246.29	1,241.34	1,247.51	1,238.54
2	AAA Syariah Fund	1,063.76	1,065.01	1,068.10	1,068.20	1,070.06	1,072.36	1,073.08	1,074.83	1,075.80	1,074.63	1,076.06	1,072.52
3	Bahana Dana Infrastruktur	1,973.95	1,978.16	2,003.50	2,002.17	2,006.52	2,027.98	2,025.37	2,047.43	2,073.74	2,064.98	2,055.38	2,030.01
4	Bahana Dana Selaras	1,946.71	1,953.13	1,971.73	1,966.88	1,972.57	1,995.32	1,994.72	2,007.15	2,034.92	2,038.87	2,030.53	2,014.29
5	Bangun Indonesia	1,555.43	1,554.55	1,556.29	1,555.75	1,555.41	1,557.63	1,559.32	1,564.07	1,567.69	1,568.80	1,567.57	1,572.10
6	Batasa Syariah	1,319.93	1,320.35	1,320.78	1,321.97	1,322.45	1,322.93	1,323.35	1,323.69	1,324.83	1,325.26	1,325.64	1,326.01
7	BIG Palapa	758.8	761.02	770.6	781.33	780.33	780.47	777.1	779.16	785.9	787.5	786.24	785.28
8	BNI Dana Fleksible	1,474.76	1,474.53	1,476.40	1,479.29	1,479.09	1,481.96	1,482.46	1,482.96	1,484.46	1,484.97	1,485.47	1,485.99
9	BNI Dana Plus Syariah	1,087.06	1,087.34	1,087.63	1,088.48	1,088.76	1,089.05	1,089.33	1,089.60	1,090.46	1,090.74	1,091.03	1,091.27
10	Brahma OPTIMA	1,080.98	1,084.26	1,093.39	1,092.74	1,094.63	1,099.43	1,099.37	1,099.85	1,103.23	1,100.22	1,100.86	1,096.70
11	BSM Investa Berimbang	977.36	976.36	987.09	987.21	986.18	994.49	997.8	1,004.31	1,009.48	1,004.09	1,000.54	992.12
12	Dana Investa Bersama(*)	1,022.37	1,020.58	1,025.43	1,026.21	1,026.84	1,030.27	1,031.99	1,032.38	1,033.90	1,034.62	1,033.01	1,029.62
13	Dana Selaras Dinamis	993.9	992.85	995.79	995.95	995.56	998.09	998.35	998.52	1,000.55	1,000.55	998.66	995.23
14	Danareksa Angrek	1,817.46	1,812.38	1,838.08	1,833.61	1,842.96	1,869.45	1,874.46	1,876.58	1,892.39	1,896.00	1,894.84	1,871.04
15	Danareksa Syariah Berimbang	1,707.84	1,707.74	1,729.49	1,731.87	1,732.61	1,743.56	1,748.36	1,752.17	1,760.99	1,764.34	1,754.27	1,730.18
16	Dhanawibawa Progresif	1,150.12	1,151.19	1,151.22	1,151.00	1,151.66	1,151.75	1,152.10	1,153.88	1,154.88	1,154.92	1,156.30	1,156.43
17	DUIT	4,778.86	4,778.83	4,778.80	4,778.71	4,778.68	4,778.65	4,778.62	4,778.59	4,778.50	4,778.47	4,778.44	4,778.41
18	First State Arjuna Fund	1,093.84	1,092.51	1,094.16	1,094.95	1,094.99	1,096.21	1,097.06	1,096.72	1,098.42	1,098.32	1,098.84	1,098.08
19	First State Ind. Balanced Fund	1,164.48	1,163.45	1,169.96	1,169.62	1,170.02	1,172.43	1,172.82	1,172.72	1,177.00	1,177.25	1,174.86	1,171.82
20	Fortis Pesona	4,389.24	4,383.29	4,479.48	4,464.24	4,477.48	4,579.00	4,614.52	4,621.67	4,671.74	4,685.96	4,648.37	4,574.88
21	Garuda Satu	3,632.65	3,637.07	3,659.05	3,653.46	3,663.85	3,681.62	3,685.59	3,691.37	3,699.07	3,701.89	3,699.95	3,689.35
22	Investasi Reksa Plus	732.3714	733.1926	733.3777	733.8302	734.1146	738.3136	734.9731	736.3257	740.2675	740.4071	739.3378	735.0065
23	Jisawi Mix	2,005.01	2,006.26	2,038.16	2,031.96	2,037.81	2,059.43	2,066.48	2,073.05	2,098.95	2,093.52	2,088.46	2,056.52
24	Mahanusa Dana Kapital	1,903.71	1,905.11	1,942.56	1,944.66	1,954.28	1,995.07	2,005.26	2,009.56	2,042.37	2,040.94	2,029.53	1,998.38
25	Manulife Dana Campuran	1,850.49	1,843.68	1,867.12	1,895.06	1,896.05	1,917.53	1,923.11	1,927.95	1,947.25	1,949.83	1,943.32	1,920.81
26	Master Berimbang	1,420.45	1,421.60	1,443.22	1,445.89	1,447.37	1,460.18	1,460.59	1,470.97	1,498.10	1,498.90	1,481.34	1,468.22
27	Mega Dana Kombinasi	1,548.52	1,549.03	1,549.53	1,551.05	1,551.55	1,552.06	1,552.56	1,553.07	1,554.59	1,554.57	1,555.07	1,555.57
28	MR.FLEX	2,588.20	2,589.93	2,622.32	2,610.41	2,618.22	2,640.09	2,648.62	2,663.71	2,680.30	2,670.10	2,641.23	2,617.17
29	Portfolio Dinamis Plus	878.61	879.67	883.02	882.84	883.32	885.34	886.33	885.99	885.78	885.73	884.32	882.12
30	Reksa Dana Paramitra Optimum	952.18	953.31	954.53	954.3	955.15	956.18	956.36	955.92	907.78	909.99	915.89	914.54
31	Reksa Dana PNM Syariah	1,597.68	1,596.63	1,615.50	1,617.40	1,617.64	1,632.75	1,629.19	1,639.05	1,654.84	1,650.97	1,648.49	1,633.91
32	Reksa Dana Prima	992.46	998.72	1,013.95	1,013.82	1,019.74	1,040.90	1,044.13	1,053.72	1,068.70	1,064.82	1,059.56	1,052.36
33	Reksadana DANA TIRTA	847.95	848.36	850.22	850.24	850.55	853.49	852.43	854.02	855.47	862.04	854.7	854.13

34	Reksadana PG Synergy	1,263.47	1,263.91	1,264.35	1,265.68	1,266.11	1,266.53	1,266.97	1,267.41	1,268.71	1,269.14	1,269.56	1,269.98
35	SAM Dana Berkembang	3,518.59	3,522.37	3,543.66	3,541.90	3,560.03	3,600.39	3,582.16	3,599.65	3,631.60	3,637.37	3,614.84	3,599.74
36	Schroder Dana Kombinasi	1,016.57	1,017.53	1,025.81	1,025.60	1,029.18	1,038.93	1,040.60	1,041.64	1,046.93	1,048.39	1,046.31	1,042.06
37	Schroder Dana Prestasi	5,607.32	5,615.60	5,710.83	5,710.88	5,733.52	5,846.71	5,868.04	5,868.04	5,912.69	5,941.22	5,908.71	5,817.57
38	Schroder Dana Terpadu	3,664.78	3,667.94	3,705.78	3,710.05	3,721.24	3,774.09	3,781.18	3,781.18	3,817.56	3,834.77	3,823.85	3,794.00
39	Semesta Dana Maxima	966.97	967.86	976.64	976.89	976.14	981.48	984.41	987.05	992.92	990.52	989.43	982.87
40	Si Dana Dinamis	1,919.53	1,915.30	1,936.37	1,932.39	1,928.27	1,944.95	1,949.11	1,968.50	1,993.11	1,994.14	1,977.79	1,953.79
41	Si Dana Fleksi	3,744.09	3,734.62	3,784.00	3,742.59	3,761.63	3,823.15	3,827.11	3,843.93	3,873.49	3,858.54	3,842.72	3,799.40
42	Simas Satu	2,096.79	2,106.78	2,116.45	2,115.24	2,131.26	2,152.09	2,145.87	2,153.54	2,170.68	2,168.09	2,162.68	2,153.84
43	Supra Surya Maxima	1,055.69	1,067.19	1,076.02	1,067.40	1,086.00	1,099.89	1,080.95	1,098.17	1,109.11	1,099.29	1,081.61	1,076.10
44	Tiga Pilar Dana Flexi	915.65	917.03	916.94	920.68	919.29	934.35	931.11	933.68	941.83	940.96	938.42	938.36
45	Trimegah Dana Kombinasi	2,001.29	1,999.57	2,044.37	2,047.88	2,048.48	2,069.73	2,076.85	2,088.87	2,105.65	2,109.31	2,101.99	2,073.40






	Reksadana Pendapatan Tetap	16-Dec-05	19-Dec-05	20-Dec-05	21-Dec-05	22-Dec-05	23-Dec-05	27-Dec-05	28-Dec-05	30-Dec-05
1	AA Investa Reksa Dollar(Rp)	1,297.85	1,309.06	1,297.13	1,301.71	1,294.19	1,298.41	1,297.51	1,302.13	1,300.03
2	AA Investa Reksa Dollar(USD)	0.13169	0.13183	0.13189	0.13191	0.13193	0.13195	0.13206	0.13209	0.13212
3	AA-MAN Optima	875.32	876.02	877.28	876.8	877.69	877.27	878.93	879.16	878.78
4	AA-MAN Pendapatan Tetap	1,101.32	1,071.88	1,072.60	1,073.32	1,073.26	1,073.74	1,074.16	1,074.68	1,074.67
5	AAA Bond Fund	987.64	988.68	989.03	989.37	989.72	990.07	991.45	991.8	992.15
6	ABN Amro Dana Dollar AS (USD)	0.2615	0.2615	0.2615	0.2615	0.2615	0.2615	0.2615	0.2615	0.2616
7	ABN Amro Dana Dollar AS(NAB Indikasi)	2,577.08	2,596.89	2,572.07	2,580.48	2,565.32	2,573.16	2,569.52	2,578.29	2,573.69
8	ABN Amro Dana Hasil Berkala	1,052.44	1,053.29	1,054.41	1,057.56	1,060.12	1,059.51	1,055.19	1,058.15	1,057.13
9	ABN Amro Dana Pendapatan Tetap	831.32	833.89	832.32	833.65	833.73	832.52	833.97	832.88	833.2
10	Bahana Dana Arjuna	1,010.29	1,012.54	1,011.58	1,012.74	1,009.17	1,009.23	1,009.10	1,006.16	1,001.94
11	Batasa Pendapatan Tetap	1,064.49	1,065.40	1,063.30	1,063.59	1,062.16	1,062.12	1,063.34	1,063.65	1,063.95
12	Berlian	1,330.97	1,332.41	1,332.89	1,333.37	1,333.86	1,334.35	1,336.28	1,336.76	1,337.27
13	BIG Dana Likuid	1,381.20	1,382.65	1,383.14	1,383.62	1,384.09	1,384.58	1,386.51	1,386.97	1,387.48
14	BNI Dana Berbunga Dua	1,377.42	1,379.13	1,379.71	1,380.26	1,380.82	1,381.35	1,383.56	1,384.12	1,384.68
15	BNI Dana Lancar	1,357.68	1,359.00	1,359.44	1,359.88	1,360.31	1,360.74	1,362.52	1,362.94	1,363.25
16	BNI Dana Plus	1,157.39	1,158.42	1,158.77	1,159.58	1,160.02	1,160.37	1,161.76	1,162.11	1,162.45
17	BNI Dana Syariah	1,079.96	1,081.17	1,081.61	1,082.13	1,082.58	1,082.77	1,083.89	1,084.25	1,084.63
18	Brahma MAXIMA	1,018.18	1,018.97	1,019.13	1,018.76	1,018.72	1,018.50	1,018.87	1,019.20	1,019.74
19	Brent Dana Tetap	1,174.89	1,175.90	1,176.24	1,176.58	1,176.92	1,177.26	1,178.63	1,178.97	1,179.32
20	Brivestama Pasti	1,168.17	1,168.98	1,169.09	1,169.12	1,169.74	1,170.03	1,170.65	1,170.78	1,171.18
21	CAM Dana Mantap	1,015.39	1,016.45	1,016.60	1,017.07	1,016.99	1,017.56	1,018.55	1,019.36	1,021.24
22	Citireksadana Rupiah Plus	1,087.61	1,088.09	1,088.31	1,088.54	1,089.33	1,089.62	1,090.78	1,091.37	1,091.62
23	Corfina Rupiah Plus	966.42	967.01	967.58	967.47	968.19	968.08	969.22	969.52	969.48
24	CorfinaCapital Pendapatan Tetap	1,120.99	1,121.71	1,121.49	1,122.21	1,123.07	1,123.47	1,124.59	1,125.19	1,125.39
25	Dana Likuid Kombinasi	1,023.16	1,024.28	1,024.69	1,025.04	1,025.36	1,029.15	1,032.16	1,034.82	1,033.65
26	Dana Pasti	1,379.14	1,380.52	1,380.96	1,381.41	1,381.88	1,382.35	1,384.08	1,384.56	1,385.01
27	Dana Sejahtera Optima	1,045.67	1,047.63	1,048.28	1,048.94	1,049.59	1,050.24	1,051.93	1,052.71	1,053.49
28	Dana Tetap Arjuna	995.54	996.85	997.72	998.27	998.66	998.38	998.31	998.82	998.05
29	Dana Tetap Instan	920.69	921.22	921.64	923	922.61	922.35	923.71	924.2	924.23
30	Dana Tetap Optima	1,167.37	1,167.91	1,168.21	1,168.81	1,169.13	1,170.46	1,181.29	1,182.48	1,186.13
31	Danamas Dollar(Rp)	10,511.27	10,594.97	10,949.84	10,531.30	10,470.63	10,503.89	10,492.77	10,529.25	10,511.32
32	Danamas Dollar(US\$)	1.066593	1.066966	1.067092	1.067218	1.067343	1.067469	1.067967	1.068092	1.068224
33	Danamas Mantap	1,563.19	1,564.91	1,565.48	1,566.06	1,566.64	1,567.22	1,569.54	1,570.12	1,570.70
34	Danamas Pasti	1,101.26	1,101.72	1,101.88	1,102.05	1,102.22	1,102.38	1,103.14	1,102.89	1,103.14
35	Danareksa Gebyar Indonesia	1,220.81	1,221.47	1,221.81	1,221.80	1,223.25	1,223.34	1,224.18	1,225.29	1,225.55
36	Dollar Plus(Rp)	1,255.38	1,264.31	1,252.01	1,256.00	1,248.42	1,252.00	1,249.26	1,253.25	1,257.11
37	Dollar Plus(US\$)	0.12739	0.12732	0.12730	0.12728	0.12726	0.12724	0.12715	0.12713	0.12711
38	Dompot Dhuafa-BTS Syariah	1,161.52	1,162.66	1,166.87	1,167.22	1,170.81	1,163.06	1,164.53	1,164.90	1,165.27
39	EKOFIX	1,172.69	1,173.97	1,173.82	1,174.58	1,176.09	1,176.10	1,178.26	1,178.22	1,178.69
40	First State Ind. Bond Fund	1,142.84	1,143.00	1,143.65	1,143.76	1,144.00	1,144.03	1,145.13	1,145.79	1,146.13
41	Fortis Lestari Dua	1,133.15	1,133.61	1,133.66	1,134.25	1,134.81	1,134.67	1,136.05	1,136.60	1,136.96

42	Ganesha Abadi	1,085.34	1,084.95	1,086.30	1,086.67	1,094.83	1,099.83	1,101.59	1,102.18	1,103.19
43	GK Goh Rupiah	1,126.88	1,127.83	1,129.45	1,128.85	1,129.99	1,129.48	1,131.66	1,131.97	1,131.50
44	GKGoh Dollar(Rp)	1,303.61	1,316.83	1,302.88	1,310.71	1,300.51	1,303.13	1,300.40	1,304.18	1,302.24
45	GKGoh Dollar(USD)	0.13228	0.13261	0.13247	0.13282	0.13257	0.13243	0.13236	0.13230	0.13234
46	GMT Dana Pasti	1,406.82	1,407.51	1,406.80	1,407.96	1,416.62	1,408.18	1,410.38	1,410.86	1,411.90
47	Indovest Dana Obligasi	2,013.41	2,014.38	2,014.70	2,015.03	2,015.35	2,015.67	2,016.95	2,037.31	2,036.93
48	Investasi Reksa Premium	1,027.27	1,028.59	1,029.02	1,029.47	1,029.89	1,030.34	1,032.12	1,032.56	1,032.96
49	ITB-Niaga	983.21	984.36	984.74	985.15	985.55	985.94	987.46	1,009.01	1,009.40
50	Jisawi Fix Plus	1,231.36	1,231.99	1,233.86	1,234.67	1,234.36	1,234.00	1,237.95	1,241.33	1,246.53
51	LIPPO Dana Mantap	1,200.03	1,201.42	1,201.88	1,202.34	1,202.81	1,203.29	1,205.17	1,205.63	1,206.17
52	Mahanusa Dana Optimum	1,123.67	1,125.03	1,125.99	1,126.21	1,129.47	1,129.47	1,131.93	1,132.26	1,132.18
53	Mahanusa Dana Stabil	949.45	945.74	949.79	944.04	949.51	946.02	948.7	951.65	948.68
54	Mahanusa Obligasi Negara	1,139.30	1,140.08	1,140.41	1,141.22	1,142.18	1,143.52	1,144.01	1,145.01	1,144.92
55	Mandiri Investa Dollar AS (Rp)	1,004.99	1,016.30	1,010.34	1,017.48	1,015.26	1,022.12	1,027.98	1,031.38	1,029.46
56	Mandiri Investa Dollar AS (USD)	0.1020	0.1023	0.1027	0.1031	0.1035	0.1039	0.1046	0.1046	0.1046
57	Manulife Obligasi Negara Indonesia	1,045.14	1,045.79	1,046.75	1,046.58	1,047.19	1,049.29	1,050.61	1,050.95	1,050.97
58	Manulife Obligasi Unggulan	977.61	977.84	978.34	978.55	979.2	980.03	980.35	980.71	980.34
59	Manulife Obligasi Variabel Negara	1,107.59	1,108.57	1,108.68	1,108.93	1,110.06	1,110.45	1,110.99	1,111.58	1,112.27
60	Manulife Pendapatan Bulanan	923.06	923.84	916.54	917.13	917.5	918.51	919.4	919.86	919.69
61	Master Pundi	1,213.16	1,214.27	1,214.10	1,214.15	1,213.49	1,212.28	1,213.47	1,213.19	1,207.02
62	MR BOND	1,340.22	1,341.18	1,341.38	1,342.39	1,342.70	1,342.99	1,343.44	1,344.54	1,345.13
63	Niaga Pendapatan Tetap B	1,136.26	1,137.76	1,138.26	1,138.75	1,139.25	1,167.42	1,169.43	1,173.63	1,174.10
64	Niaga Pendapatan Tetap C	860.98	861.88	862.18	862.48	862.76	870.28	881.7	899.39	899.7
65	Niaga Smart Fund	1,177.51	1,178.01	1,178.93	1,179.82	1,180.24	1,181.85	1,183.31	1,184.04	1,183.50
66	Nikko Bond Nusantara	1,413.76	1,414.13	1,412.79	1,412.59	1,412.91	1,413.20	1,413.55	1,411.80	1,408.40
67	Nikko Bunga Nusantara	1,406.17	1,407.21	1,407.35	1,408.37	1,408.40	1,408.49	1,408.60	1,407.33	1,396.50
68	Nikko Gebyar Indonesia	1,254.43	1,255.22	1,255.33	1,255.36	1,256.86	1,257.16	1,257.95	1,258.75	1,259.20
69	Nikko Indah Nusantara	1,645.66	1,646.52	1,646.95	1,647.29	1,647.22	1,644.72	1,646.85	1,646.38	1,641.99
70	Nikko Swarnadwipa	1,189.76	1,191.37	1,191.40	1,191.45	1,193.28	1,192.14	1,194.59	1,195.29	1,193.47
71	Nikko Tron	1,590.51	1,591.25	1,591.30	1,591.49	1,591.69	1,590.16	1,590.85	1,588.84	1,586.53
72	NISP DANA MANTAB	1,000.00	1,000.00	1,000.00	1,000.00	1,000.00	1,000.00	1,000.00	1,000.00	1,000.00
73	NISP Dana Tetap	1,468.55	1,469.64	1,470.00	1,470.38	1,470.75	1,471.11	1,472.55	1,472.91	1,473.27
74	Optima Fund	1,002.23	1,002.56	1,002.60	1,002.85	1,003.30	1,003.55	1,004.31	1,004.32	1,004.52
75	Optima Obligasi	1,301.29	1,302.80	1,303.23	1,303.80	1,304.33	1,304.75	1,306.44	1,307.70	1,308.37
76	Panin Dana Optima	1,353.23	1,353.06	1,353.00	1,352.95	1,352.89	1,352.82	1,371.70	1,376.42	1,385.91
77	Panin Dana Utama Plus	1,342.56	1,344.18	1,344.72	1,345.25	1,345.78	1,346.31	1,348.43	1,348.96	1,349.50
78	Panin Gebyar Indonesia	1,228.36	1,229.28	1,229.51	1,231.44	1,233.66	1,231.92	1,230.02	1,232.51	1,232.89
79	Paramitra Platinum	1,066.48	1,067.42	1,067.75	1,068.08	1,068.43	1,068.76	1,070.05	1,070.37	1,070.70
80	Pavillion Dana Anugrah	794.66	795.49	795.77	796.04	796.32	796.59	797.7	797.97	798.25
81	Pendapatan Tetap Abadi	942.6	953.46	951.23	951.34	948.05	949.3	944.92	944	943.71
82	Pendapatan Tetap Abadi 2	895.83	897.34	897.85	898.35	898.86	899.36	900.27	900.84	901.49
83	Pendapatan Tetap Sentosa	809.98	813.54	813.75	814.61	814.23	814.74	815.61	816.08	816.44
84	PERMATAINVES	1,239.94	1,240.40	1,240.66	1,241.31	1,242.15	1,243.11	1,250.40	1,251.12	1,252.96
85	Phinisi Dana Tetap Pemerintah	1,605.42	1,606.29	1,606.87	1,607.69	1,608.42	1,610.18	1,611.24	1,612.08	1,611.83

86	Platinum Tetap	1,141.94	1,143.09	1,143.47	1,143.85	1,144.24	1,144.61	1,146.13	1,146.52	1,146.90
87	Premier Dinamis	1,117.40	1,116.84	1,116.62	1,116.46	1,116.29	1,116.13	1,115.47	1,115.31	1,115.14
88	Premier Optima	1,377.32	1,395.56	1,394.46	1,397.00	1,386.67	1,380.05	1,385.62	1,386.67	1,385.13
89	Premier Stabil	1,087.07	1,086.56	1,086.35	1,086.20	1,086.04	1,085.89	1,085.28	1,085.13	1,084.98
90	Prestasi Gebyar Indonesia	1,148.14	1,148.74	1,149.13	1,149.57	1,150.92	1,152.68	1,154.02	1,154.54	1,154.38
91	Prime Fund	978.24	978.59	978.57	978.8	979.03	979.26	980.29	980.44	980.72
92	Pundi Reksa Dolar(Rp)	1,277.88	1,288.24	1,276.13	1,280.61	1,273.30	1,277.40	1,276.29	1,280.79	1,278.66
93	Pundi Reksa Dolar(US\$)	0.12967	0.12973	0.12975	0.12978	0.12980	0.12982	0.12990	0.12992	0.12995
94	Pundi Reksa Rupiah	1,288.27	1,290.20	1,291.05	1,292.93	1,293.28	1,294.00	1,297.36	1,297.72	1,298.25
95	Reksa Dana Gadjah Mada	1,270.99	1,272.64	1,273.19	1,273.74	1,274.31	1,278.55	1,284.38	1,311.60	1,312.19
96	Reksa Dana Nikko Cemerlang Nusantara	1,111.64	1,113.24	1,114.21	1,115.44	1,114.87	1,113.60	1,115.59	1,116.35	1,112.63
97	Reksa Dana PNM Amanah Syariah	838.02	838.89	842.08	842.27	840.02	840.83	840.8	843.18	846.64
98	Reksa Dana PNM Dana Sejahtera	1,580.21	1,580.48	1,580.30	1,581.39	1,582.40	1,582.00	1,583.60	1,584.71	1,585.00
99	Reksa Dana Prima Reksa	1,486.09	1,472.03	1,472.79	1,472.24	1,475.35	1,477.22	1,479.42	1,479.70	1,480.01
100	Reksa Dana Prima Reksa Pdpt Tetap	1,016.00	1,015.94	1,015.92	1,015.90	1,015.89	1,015.87	1,015.84	1,013.77	1,013.76
101	Reksa Panin	1,446.86	1,447.09	1,447.10	1,447.13	1,447.29	1,447.29	1,448.69	1,450.21	1,451.10
102	Reksa V-Plus	1,482.26	1,482.88	1,482.78	1,484.39	1,486.35	1,487.85	1,489.29	1,490.18	1,489.21
103	REKSA V-PLUS 2	1,141.63	1,142.57	1,142.75	1,143.06	1,144.34	1,147.68	1,148.66	1,149.57	1,149.17
104	Reksadana Buana 88 Pendapatan Tetap	1,326.37	1,326.97	1,327.20	1,327.62	1,328.06	1,328.17	1,329.59	1,329.95	1,330.26
105	Reksadana ORI	1,063.63	1,064.60	1,064.92	1,065.24	1,065.55	1,065.77	1,066.66	1,077.63	1,076.74
106	Reksadana Pdpt Tetap Bunga Bangsa	1,167.59	1,167.50	1,167.47	1,167.44	1,170.44	1,171.22	1,176.08	1,177.62	1,179.15
107	Reksadana RIDO DUA	1,083.32	1,084.48	1,084.86	1,085.25	1,085.33	1,085.29	1,085.62	1,100.28	1,120.47
108	Samuel Dana Pasti	1,094.19	1,095.15	1,095.95	1,096.04	1,096.85	1,097.37	1,098.63	1,099.26	1,099.09
109	Schroder Dana Andalan	1,024.69	1,025.02	1,025.22	1,025.51	1,025.86	1,026.03	1,026.73	1,027.06	1,027.21
110	Schroder Dana Mantap Plus	1,227.31	1,228.17	1,228.37	1,228.67	1,229.56	1,230.92	1,232.69	1,232.87	1,232.83
111	Semesta Obligasi Indonesia	930.07	930.55	930.58	930.94	930.45	930.33	931.76	932.11	932.99
112	Si Dana Obligasi Plus	977.1	978.34	978.75	979.16	979.57	979.99	981.65	982.05	982.45
113	SiDana Obligasi Prima	1,241.93	1,243.41	1,243.90	1,244.38	1,244.88	1,245.37	1,247.35	1,247.83	1,248.31
114	Sulut Fund Stabil	1,347.29	1,348.06	1,348.16	1,349.31	1,349.38	1,349.54	1,350.85	1,351.86	1,351.88
115	Surya	893.91	895.07	895.46	895.84	896.3	911.57	913.08	935.65	936.03
116	Telur Emas	1,284.94	1,285.81	1,287.01	1,288.53	1,287.50	1,287.80	1,288.92	1,288.82	1,287.16
117	Tiga Pilar Dana Tetap	1,038.73	1,039.82	1,039.65	1,039.85	1,039.97	1,039.61	1,041.44	1,042.12	1,042.28
118	Trimegah Dana Tetap	1,708.76	1,710.25	1,710.76	1,713.86	1,714.93	1,715.54	1,717.74	1,718.43	1,718.83
119	Yudistira	100.04	100.31	100.77	100.7	100.64	100.07	99.82	99.5	99.69
	<b>Rekasadanan Saham</b>	<b>16-Dec-05</b>	<b>19-Dec-05</b>	<b>20-Dec-05</b>	<b>21-Dec-05</b>	<b>22-Dec-05</b>	<b>23-Dec-05</b>	<b>27-Dec-05</b>	<b>28-Dec-05</b>	<b>30-Dec-05</b>
1	ABN Amro Dana Saham	1,981.33	2,011.06	2,015.37	2,010.32	2,012.24	2,016.16	2,031.73	2,042.95	2,045.97
2	Arjuna	731.89	731.15	729.07	727.03	724.95	722.83	714.52	712.44	711.41
3	Bahana Dana Prima	3,399.82	3,455.45	3,466.53	3,452.76	3,454.83	3,457.92	3,482.14	3,486.30	3,476.93
4	BIG Nusantara	661.48	672.17	672.07	667.73	666.95	669.52	672.29	678.51	679.76
5	Bima	584.07	584.55	579.83	575.1	570.12	564.95	546.11	541	536.03
6	BNI Dana Berkembang	1,587.35	1,597.29	1,588.48	1,597.69	1,602.81	1,597.50	1,604.34	1,602.41	1,599.97
7	CitiReksaDana Ekuitas	3,417.93	3,476.69	3,491.35	3,476.32	3,471.21	3,460.12	3,469.90	3,459.80	3,454.97
8	Dana Sentosa	1,182.61	1,191.82	1,192.56	1,188.87	1,197.37	1,200.69	1,201.69	1,206.63	1,203.06
9	Danareksa Mawar	2,126.75	2,159.04	2,165.52	2,161.24	2,164.27	2,161.08	2,169.14	2,167.01	2,156.65

10	Manulife Dana Saham	2,628.57	2,665.11	2,672.46	2,665.14	2,665.30	2,662.40	2,673.63	2,673.07	2,666.22
11	Master Dinamis	1,390.85	1,417.61	1,423.46	1,418.15	1,419.68	1,416.95	1,422.24	1,429.82	1,425.11
12	Nikko Saham Nusantara	878.12	883.05	884.65	883.48	883.37	881.48	884.59	891.67	894.67
13	Panin Dana Maksima	7,514.74	7,514.74	7,530.13	7,483.68	7,477.39	7,465.15	7,459.65	7,506.28	7,521.54
14	Phinisi Dana Saham	4,626.87	4,691.86	4,704.92	4,689.53	4,691.56	4,684.66	4,702.25	4,703.03	4,690.96
15	Platinum Saham	1,883.34	1,915.60	1,926.65	1,921.50	1,932.01	1,939.21	1,967.09	1,986.20	1,988.55
16	Rencana Cerdas	3,025.95	3,064.19	3,071.48	3,069.72	3,082.68	3,070.61	3,071.20	3,081.84	3,080.64
17	Schroder Dana Istimewa	1,207.72	1,225.14	1,227.83	1,218.91	1,218.47	1,214.82	1,217.02	1,218.91	1,216.34
18	Schroder Dana Prestasi Plus	5,353.57	5,443.51	5,458.49	5,438.41	5,452.90	5,438.96	5,451.47	5,455.64	5,443.71
19	Si Dana Saham	10,334.82	10,498.48	10,542.46	10,513.79	10,525.28	10,518.90	10,614.75	10,698.35	10,683.28
	<b>Reksadana Campuran</b>	<b>16-Dec-05</b>	<b>19-Dec-05</b>	<b>20-Dec-05</b>	<b>21-Dec-05</b>	<b>22-Dec-05</b>	<b>23-Dec-05</b>	<b>27-Dec-05</b>	<b>28-Dec-05</b>	<b>30-Dec-05</b>
1	AAA Balanced Fund	1,235.90	1,238.51	1,244.20	1,242.76	1,243.29	1,245.22	1,247.93	1,246.93	1,247.38
2	AAA Syariah Fund	1,070.72	1,074.32	1,074.95	1,074.74	1,074.70	1,075.61	1,081.61	1,081.00	1,081.50
3	Bahana Dana Infrastruktur	2,015.02	2,042.98	2,048.97	2,043.71	2,041.22	2,044.62	2,051.23	2,048.19	2,044.06
4	Bahana Dana Selaras	2,000.95	2,021.54	2,025.43	2,020.68	2,020.77	2,018.64	2,024.15	2,023.30	2,020.60
5	Bangun Indonesia	1,570.86	1,574.91	1,574.70	1,573.97	1,575.00	1,572.51	1,560.18	1,562.46	1,555.20
6	Batasa Syariah	1,326.27	1,327.60	1,327.77	1,328.13	1,328.24	1,330.34	1,332.59	1,333.08	1,333.52
7	BIG Palapa	782.45	781.93	782.24	785.37	786.4	781.53	780.75	786.01	785.78
8	BNI Dana Fleksible	1,486.50	1,488.05	1,488.56	1,489.07	1,489.58	1,488.55	1,490.41	1,489.66	1,489.63
9	BNI Dana Plus Syariah	1,091.56	1,092.36	1,092.64	1,100.76	1,101.04	1,101.32	1,102.75	1,103.76	1,104.70
10	Brahma OPTIMA	1,092.78	1,097.05	1,098.26	1,095.35	1,096.34	1,095.48	1,096.41	1,097.41	1,099.49
11	BSM Investa Berimbang	988.37	996	997.8	993.96	990.9	991.53	997.46	1,001.20	995.91
12	Dana Investa Bersama(*)	1,024.48	1,031.44	1,032.58	1,032.03	1,032.87	1,032.68	1,035.09	1,033.74	1,032.82
13	Dana Selaras Dinamis	993.12	993.9	994.81	995.27	992.81	993.87	994.61	992.66	988.4
14	Danareksa Anggrek	1,852.47	1,870.10	1,876.49	1,871.02	1,873.98	1,869.14	1,874.29	1,874.93	1,866.91
15	Danareksa Syariah Berimbang	1,720.08	1,745.92	1,748.18	1,748.72	1,741.33	1,739.52	1,747.44	1,749.17	1,743.54
16	Dhanawibawa Progresif	1,156.54	1,157.27	1,157.36	1,158.90	1,158.94	1,159.69	1,160.70	1,161.50	1,162.73
17	DUIT	4,778.38	4,778.29	4,778.26	4,778.23	4,778.20	4,778.17	4,778.05	4,778.02	4,777.99
18	First State Arjuna Fund	1,097.86	1,098.48	1,099.06	1,100.65	1,102.89	1,102.80	1,102.70	1,105.35	1,106.01
19	First State Ind. Balanced Fund	1,170.92	1,175.61	1,175.83	1,177.51	1,178.25	1,178.09	1,178.94	1,182.80	1,181.75
20	Fortis Pesona	4,521.22	4,593.00	4,592.20	4,580.24	4,601.48	4,586.45	4,610.40	4,615.75	4,592.39
21	Garuda Satu	3,686.97	3,699.82	3,698.75	3,701.72	3,702.16	3,699.05	3,703.11	3,713.01	3,714.28
22	Investasi Reksa Plus	732.1573	737.2381	738.2388	737.1448	736.9730	737.7820	739.0405	738.2625	736.7637
23	Jisawi Mix	2,030.11	2,047.67	2,053.99	2,048.24	2,047.72	2,053.33	2,068.51	2,072.72	2,061.71
24	Mahanusa Dana Kapital	1,991.85	2,017.46	2,020.33	2,010.82	2,018.04	2,012.89	2,019.63	2,032.91	2,036.85
25	Manulife Dana Campuran	1,906.37	1,924.70	1,928.65	1,925.01	1,924.53	1,922.40	1,928.17	1,925.38	1,922.32
26	Master Berimbang	1,458.03	1,485.73	1,491.28	1,484.85	1,487.30	1,486.34	1,490.98	1,498.34	1,496.72
27	Mega Dana Kombinasi	1,556.08	1,556.69	1,556.79	1,553.98	1,553.20	1,555.01	1,559.51	1,565.18	1,566.46
28	MR FLEX	2,594.07	2,616.92	2,621.11	2,621.65	2,622.40	2,635.58	2,679.36	2,680.15	2,671.17
29	Portfolio Dinamis Plus	880.44	884.33	884.83	884.26	885.33	885.02	886.68	887.21	886.13
30	Reksa Dana Paramitra Optimum	913.98	915.72	916.29	915.95	917.29	917.32	919.51	919.63	919.08
31	Reksa Dana PNM Syariah	1,628.01	1,640.30	1,640.50	1,634.45	1,629.09	1,627.22	1,638.00	1,644.19	1,647.39
32	Reksa Dana Prima	1,046.55	1,060.31	1,055.49	1,054.77	1,060.54	1,061.92	1,065.59	1,068.87	1,064.63
33	Reksadana DANA TIRTA	859.66	859.52	860.35	860.38	860.75	859.96	862.08	863.01	862.88

34	Reksadana PG Synergy	1,270.42	1,271.71	1,272.12	1,272.54	1,272.96	1,273.40	1,275.12	1,275.56	1,275.99
35	SAM Dana Berkembang	3,601.66	3,618.93	3,619.78	3,616.03	3,616.02	3,615.64	3,625.98	3,631.17	3,628.92
36	Schroder Dana Kombinasi	1,040.53	1,045.56	1,046.28	1,043.56	1,044.67	1,044.67	1,045.80	1,047.16	1,046.08
37	Schroder Dana Prestasi	5,771.51	5,861.07	5,877.51	5,856.19	5,871.43	5,854.82	5,866.64	5,872.77	5,861.66
38	Schroder Dana Terpadu	3,777.78	3,817.68	3,827.22	3,813.13	3,817.10	3,791.36	3,814.25	3,817.54	3,812.45
39	Semesta Dana Maxima	980.72	987.26	990.68	991.75	993.71	994.73	997.7	1,001.25	1,001.44
40	Si Dana Dinamis	1,938.50	1,958.65	1,967.52	1,959.87	1,961.78	1,963.41	1,975.99	1,981.22	1,978.95
41	Si Dana Fleksi	3,770.90	3,786.20	3,792.03	3,785.61	3,778.71	3,765.59	3,793.78	3,814.59	3,810.09
42	Simas Satu	2,154.00	2,165.38	2,164.48	2,154.98	2,166.22	2,165.92	2,159.06	2,169.45	2,159.64
43	Supra Surya Maxima	1,077.81	1,078.35	1,080.82	1,078.36	1,077.43	1,067.10	1,064.06	1,068.70	1,065.39
44	Tiga Pilar Dana Flexi	937.7	938.47	941.54	941.64	942.38	939.8	940.2	944.39	941.17
45	Trimegah Dana Kombinasi	2,053.34	2,083.38	2,090.31	2,083.11	2,091.35	2,095.87	2,107.95	2,111.45	2,108.01





3	BNI Dana Berkembang	0.210	0.132	-0.214	-0.293	-0.249	0.452	0.263	-0.213	-0.249	0.600	0.209	0.300	-1.571	-0.110
4	CitiReksaDana Ekuitas	2.162	3.524	-0.835	-1.581	0.606	0.285	-0.079	0.005	-0.967	0.278	-0.406	0.135	-1.531	-0.106
5	Danareksa Mawar	1.578	2.461	-0.687	-1.447	0.217	0.539	0.046	-0.059	-0.907	0.188	-0.348	0.471	-1.553	-0.021
6	Manulife Dana Saham	1.031	1.991	-0.286	-1.416	0.179	0.126	0.102	0.085	-0.739	0.234	-0.287	0.356	-1.638	0.063
7	Master Dinamis	1.052	2.964	-0.366	-1.292	0.635	0.070	-0.039	-0.109	-0.384	0.413	-0.343	0.287	-1.439	0.081
8	Panin Dana Maksima	0.463	1.965	0.069	-0.229	-0.045	0.135	0.085	-0.084	0.190	0.258	-0.415	0.873	-1.091	0.633
9	Phinisi Dana Saham	1.014	2.062	-0.379	-1.448	0.118	0.239	-0.012	0.007	-0.813	0.210	-0.353	0.496	-1.695	0.023
10	Platinum Saham	0.069	1.209	-0.372	-1.728	-0.294	0.966	0.119	-0.703	-0.074	1.884	0.224	1.779	-2.261	0.518
11	Rencana Cerdas	1.191	2.224	-0.344	-1.005	0.190	0.195	0.013	-0.424	-0.446	0.582	-0.190	0.419	-1.803	0.158
12	Schroder Dana Istimewa	0.106	1.631	0.357	-1.271	-0.856	0.756	0.041	-0.314	-1.136	0.713	-0.302	0.775	-1.764	0.275
13	Schroder Dana Prestasi Plus	0.189	1.518	-0.105	-1.210	-0.871	0.670	-0.146	-0.555	-0.800	0.556	-0.281	0.642	-1.687	0.049
14	Si Dana Saham	0.959	1.919	-0.135	-1.161	0.137	-0.032	-0.049	0.106	-0.303	0.463	-0.253	0.471	-1.571	0.423
	<b>Campuran</b>														
1	Bahana Dana Selaras	0.313	1.453	-0.026	-1.695	0.065	0.146	-0.148	0.008	-0.551	0.170	-0.292	0.130	-0.706	-0.293
2	Bangun Indonesia	0.020	-0.045	-0.040	-0.397	0.285	0.168	-0.017	-0.080	-0.018	0.002	-0.105	0.241	-0.350	0.328
3	Batasa Syariah	0.099	0.042	0.026	0.032	0.031	0.079	0.026	0.029	0.122	0.061	0.099	0.022	0.040	0.034
4	Danareksa Angrek	0.878	1.320	-0.437	-0.846	0.020	0.713	-0.050	0.146	-0.669	-1.362	1.392	0.356	-1.148	-0.286
5	Danareksa Syariah Berimbang	1.830	2.404	-0.218	-0.452	0.752	0.067	0.340	-2.272	2.179	0.006	-0.592	0.127	-1.343	2.863
6	Dhanawibawa Progresif	0.080	0.002	0.104	0.016	0.031	0.080	0.009	0.096	0.005	0.026	0.072	0.001	0.106	0.009
7	First State Arjuna Fund	0.110	0.284	0.243	-0.117	0.062	0.214	0.045	0.032	-0.041	0.023	-0.008	-0.061	0.043	0.217
8	First State Ind. Balanced Fund	0.169	0.714	-0.081	-0.293	0.196	0.026	0.076	0.030	-0.003	0.152	-0.063	-0.121	-0.427	0.011
9	Fortis Pesona	0.593	2.074	-0.222	-1.012	-0.040	0.221	0.116	-0.467	-0.561	0.683	-0.278	0.512	-2.020	0.217
10	Garuda Satu	-0.124	0.370	0.252	-0.495	-0.164	-0.067	0.018	-0.097	-0.268	0.269	0.083	0.092	-0.379	0.027
11	Jisawi Mix	1.049	1.555	-0.139	-1.786	0.465	-0.278	0.110	-0.161	-0.809	0.901	0.225	0.286	-0.602	0.023
12	Mahanusa Dana Kapital	0.282	1.122	-0.062	-0.883	-0.671	0.336	0.100	0.398	-0.423	0.097	-0.003	0.307	-0.656	-0.112
13	Manulife Dana Campuran	0.593	1.330	-0.128	-0.848	0.118	0.224	0.060	-0.054	-0.430	0.052	-0.081	0.333	-1.025	0.126
14	Master Berimbang	1.504	2.754	-0.481	-1.175	0.801	-0.041	0.360	0.050	-0.284	0.148	-0.109	0.186	-1.017	0.159
15	MR.FLEX	-0.537	0.245	0.177	-0.554	-0.210	0.059	-0.154	-0.402	-0.178	0.606	-0.151	0.536	-0.810	0.301
16	Reksa Dana PNM Syariah	0.092	1.070	0.221	-0.693	-0.029	0.288	0.545	0.317	-0.649	0.490	0.173	0.414	-0.645	0.270
17	Reksadana PG Synergy	0.070	0.028	0.028	0.028	0.031	0.089	0.029	0.031	0.031	0.031	0.095	0.032	0.033	0.033
18	SAM Dana Berkembang	-0.431	0.463	0.297	-0.825	0.067	-0.621	0.025	-0.158	-0.438	0.230	-0.183	0.138	-0.629	-0.005
19	Schroder Dana Kombinasi	0.095	0.367	0.671	-0.193	-0.057	0.137	0.004	-0.128	-0.286	0.226	0.066	0.165	-0.292	0.225
20	Schroder Dana Prestasi	0.130	1.298	-0.057	-1.178	-0.931	0.757	-0.201	-0.544	-0.788	0.514	-0.273	0.659	-1.544	0.026
21	Schroder Dana Terpadu	-0.013	0.643	0.426	-0.553	-0.509	0.484	-0.163	-0.331	-0.539	0.427	-0.237	0.521	-0.727	0.205
22	Si Dana Dinamis	0.849	1.516	-0.204	-1.038	-0.053	-0.509	-0.314	0.214	-0.331	0.585	-0.073	0.380	-1.656	0.213
23	Si Dana Fleksi	1.025	2.977	-0.323	-0.726	-0.046	-0.020	-0.578	0.038	-0.286	0.685	-0.081	0.392	-0.857	0.335
24	Simas Satu	-0.178	0.398	-0.264	0.047	3.079	0.219	0.117	0.008	-0.188	-0.020	-0.194	0.106	-0.258	0.676
25	Supra Surya Maxima	-0.245	0.261	-0.046	-1.313	0.665	0.410	0.338	-0.329	-0.449	3.549	-0.166	0.717	-0.865	-0.580
26	Trimegah Dana Kombinasi	0.783	1.483	-0.178	-1.317	-0.146	0.275	0.120	-0.288	-0.635	0.620	0.163	0.576	-1.487	0.319





3	BNI Dana Berkembang	-0.107	-0.090	-1.338	0.040	-0.311	-0.324	0.261	-0.000	-1.411	-0.333	-0.770	-1.202	0.233	0.013	1.100
4	CitiReksaDana Ekuitas	-0.015	-0.450	-0.516	0.089	0.362	-0.330	0.348	0.340	-1.310	-0.759	-1.752	-1.193	0.277	0.719	0.267
5	Danareksa Mawar	-0.077	-0.241	-0.642	0.019	0.402	-0.237	0.424	0.476	-1.332	-0.872	-1.614	-1.291	0.016	0.398	0.619
6	Manulife Dana Saham	-0.306	-0.159	-0.603	-0.061	0.210	-0.362	0.353	0.408	-1.315	-0.642	-1.451	-0.858	0.392	0.276	0.205
7	Master Dinamis	-0.077	-0.756	-0.593	0.453	0.038	-0.468	0.839	1.089	-0.040	-0.339	-1.180	-0.662	0.253	0.515	0.310
8	Panin Dana Maksima	0.588	0.318	-0.238	-0.121	0.033	-0.242	-0.241	-0.772	0.161	-0.747	-1.371	-0.835	0.451	0.314	1.229
9	Phinisi Dana Saham	-0.355	-0.340	-0.619	-0.060	0.266	0.220	-0.208	-0.092	-1.462	-0.665	-1.673	-0.936	0.401	0.381	0.384
10	Platinum Saham	-0.280	-0.634	-1.069	0.538	-0.785	0.016	1.111	0.801	-1.770	0.021	-2.122	-1.344	0.214	0.059	1.193
11	Rencana Cerdas	-0.009	0.093	-0.716	-0.220	0.192	-0.302	0.600	0.380	-0.827	-0.381	-0.856	-0.988	0.829	0.552	0.201
12	Schroder Dana Istimewa	0.156	-0.709	-0.590	-0.296	1.692	-0.709	0.501	-0.050	-1.014	-0.942	-1.482	-0.855	0.563	0.969	0.668
13	Schroder Dana Prestasi Plus	0.020	-0.436	-0.741	-0.115	0.406	-0.581	0.617	0.432	-1.058	-0.807	-1.268	-0.811	0.622	1.011	0.641
14	Si Dana Saham	0.085	-0.373	-0.582	0.128	-0.258	-0.474	0.513	0.331	0.000	-2.355	-1.218	-0.935	0.196	0.137	0.422
	<b>Campuran</b>															
1	Bahana Dana Selaras	0.068	-0.230	-0.383	0.081	0.048	-0.322	0.385	0.328	-0.844	-0.732	-0.830	-0.515	0.243	0.241	0.432
2	Bangun Indonesia	-0.223	0.106	-0.122	0.040	0.032	0.112	0.312	0.312	-0.262	-0.124	-0.388	0.013	-0.219	-0.221	-0.332
3	Batasa Syariah	0.032	0.099	0.007	0.012	0.023	0.018	0.049	0.082	0.005	0.032	0.029	0.094	0.024	0.032	0.033
4	Danareksa Anggrek	-0.016	-0.133	-0.439	0.347	0.219	-0.237	0.329	0.352	-0.433	-0.887	-1.358	-0.998	0.225	0.559	0.223
5	Danareksa Syariah Berimbang	-3.271	-0.595	-0.829	0.674	-0.251	-0.071	0.332	0.723	-0.555	-0.301	-1.598	-1.112	-0.070	0.310	-0.407
6	Dhanawibawa Progresif	0.015	0.147	0.004	0.054	0.016	0.015	0.112	0.114	0.231	0.078	0.010	0.124	0.005	0.014	0.053
7	First State Arjuna Fund	0.071	0.067	0.022	0.015	-0.018	-0.005	0.195	0.235	-0.162	0.112	-0.017	0.053	0.044	-0.075	0.077
8	First State Ind. Balanced Fund	-0.019	0.012	-0.279	0.013	0.110	0.038	0.385	0.315	-0.391	-0.415	-0.120	-0.309	0.105	-0.098	0.088
9	Fortis Pesona	-0.091	-0.220	-1.013	-0.065	0.026	-0.477	1.872	1.743	-1.453	-0.520	-1.115	-1.024	0.538	0.362	0.394
10	Garuda Satu	0.065	-0.053	-0.192	0.205	0.249	-0.172	0.378	0.409	-0.740	-0.183	-0.507	-0.308	-0.018	0.202	0.401
11	Jisawi Mix	-0.034	-0.615	-0.228	0.041	-0.300	-0.167	0.689	0.818	-0.776	-0.450	-1.281	-0.434	0.395	-0.009	0.443
12	Mahanusa Dana Kapital	-0.011	-0.024	-0.191	0.218	-0.154	-0.103	0.181	0.231	-0.126	0.173	-0.140	-0.138	0.200	0.033	-0.026
13	Manulife Dana Campuran	-0.168	-0.021	-0.521	-0.061	0.255	-0.257	0.263	0.241	-0.926	-0.586	-0.853	-0.460	0.278	0.281	0.160
14	Master Berimbang	-0.034	-0.648	-0.333	0.427	0.167	-0.296	0.200	0.196	-0.168	-0.270	-0.925	-0.565	0.012	0.467	0.321
15	MR.FLEX	-0.321	-0.506	-0.314	0.181	0.100	-0.237	0.767	0.555	-0.658	-0.627	-0.625	-0.496	0.496	-0.176	0.184
16	Reksa Dana PNM Syariah	0.015	-0.120	-0.180	0.448	0.224	-0.095	0.168	-0.155	-0.441	0.072	-0.676	-0.535	0.159	0.311	0.585
17	Reksadana PG Synergy	0.034	0.102	0.034	0.035	0.035	0.034	0.103	1.249,4	0.269	0.033	0.033	0.100	0.033	0.034	0.034
18	SAM Dana Berkembang	0.274	0.014	-0.232	0.270	-0.018	-0.130	0.220	0.096	-0.559	-0.123	-0.619	-0.637	0.176	-0.048	0.706
19	Schroder Dana Kombinasi	0.185	-0.199	-0.163	-0.025	0.208	-0.211	0.242	-0.022	-0.245	-0.377	-0.344	-0.089	0.308	0.432	0.199
20	Schroder Dana Prestasi	0.047	-0.404	-0.653	-0.159	0.351	-0.603	0.579	0.369	-0.930	-0.674	-1.152	-0.636	0.657	1.034	0.561
21	Schroder Dana Terpadu	0.241	-0.246	-0.315	-0.166	0.296	-0.369	0.266	-0.075	-0.659	-0.637	-0.722	-0.165	0.458	0.677	0.316
22	Si Dana Dinamis	-0.032	-0.225	-0.463	0.078	0.100	-0.461	0.460	0.308	-1.151	-1.375	-1.114	-0.641	0.139	0.023	0.168
23	Si Dana Fleksi	0.384	-0.088	-0.461	0.099	0.168	-0.643	0.552	0.241	-0.442	-1.620	-0.836	-0.600	0.054	0.309	0.302
24	Simas Satu	0.223	0.285	0.185	0.300	-0.068	-0.046	0.505	0.645	-0.480	-0.653	0.138	-0.519	0.284	0.311	0.491
25	Supra Surya Maxima	0.653	0.150	-1.110	0.474	-1.212	0.340	0.655	0.580	-1.577	-0.530	-0.643	-1.116	0.207	-0.618	1.237
26	Trimegah Dana Kombinasi	0.028	-0.387	-0.427	-0.053	0.499	-0.289	0.295	0.167	-1.106	-0.509	-1.113	-0.914	0.695	0.313	0.498



3	BNI Dana Berkembang	1.330	0.770	0.060	0.363	0.670	-0.479	-0.037	-0.300	0.724	-0.074	2.006	-0.206	0.007	2.000	0.002	3
4	CitiReksaDana Ekuitas	2.094	0.925	0.551	-0.569	2.003	-0.099	0.170	0.704	1.653	-0.697	2.383	0.024	0.279	1.832	0.357	4
5	Danareksa Mawar	2.095	0.758	0.493	-0.635	1.478	-0.192	0.535	0.515	0.973	-0.175	2.356	-0.132	0.564	1.817	0.600	5
6	Manulife Dana Saham	1.650	0.469	0.609	-0.195	1.436	-0.227	0.400	0.563	1.668	-0.456	1.872	1.555	-0.141	1.576	0.542	6
7	Master Dinamis	1.297	0.627	0.660	-0.455	1.283	-0.291	0.268	0.737	1.387	-0.231	2.185	0.063	0.088	0.743	0.031	7
8	Panin Dana Maksima	0.781	0.221	1.110	-0.080	1.082	-0.216	0.635	0.715	0.579	0.120	1.645	0.057	-0.077	1.833	0.067	8
9	Phinisi Dana Saham	1.850	0.524	0.675	-0.394	1.501	-0.266	0.466	0.533	1.585	-0.448	2.016	2.212	0.046	1.636	0.546	9
10	Platinum Saham	1.774	1.336	1.909	-0.557	1.385	-0.996	0.481	-0.537	0.909	1.136	1.756	-1.297	1.145	1.799	-0.700	10
11	Rencana Cerdas	1.849	0.644	0.171	-0.302	1.976	-0.116	0.321	-0.050	1.605	-0.662	1.720	-0.440	0.106	2.245	0.353	11
12	Schroder Dana Istimewa	1.875	0.720	0.730	-0.496	1.333	-0.315	0.544	-0.388	0.651	0.230	2.005	-0.246	0.552	2.308	0.196	12
13	Schroder Dana Prestasi Plus	1.876	0.576	0.567	-0.380	1.172	-0.169	0.741	-0.104	0.896	0.123	1.994	-0.013	0.408	2.137	0.472	13
14	Si Dana Saham	2.370	1.711	0.409	-0.201	1.271	-0.624	0.338	0.801	2.144	-0.372	2.352	-0.327	-0.306	1.195	0.288	14
	<b>Campuran</b>																
1	Bahana Dana Selaras	1.239	0.406	0.295	-0.651	0.772	-0.236	0.209	0.284	0.550	0.330	0.952	-0.246	0.289	1.153	-0.030	1
2	Bangun Indonesia	0.289	-0.056	0.117	-0.059	0.153	-0.323	0.162	-0.025	0.129	-0.057	0.112	-0.035	-0.022	0.143	0.108	2
3	Batasa Syariah	0.026	0.100	0.027	0.036	0.033	0.032	0.094	0.024	0.025	0.032	0.033	0.090	0.036	0.036	0.032	3
4	Danareksa Anggrek	1.794	0.668	0.400	-0.812	1.057	-0.176	0.453	0.249	0.827	-0.280	1.418	-0.243	0.510	1.437	0.268	4
5	Danareksa Syariah Berimbang	1.368	0.411	0.325	-0.384	0.639	-0.266	0.393	0.103	0.322	-0.006	1.274	0.138	0.043	0.632	0.275	5
6	Dhanawibawa Progresif	0.009	0.121	0.003	0.086	0.079	0.004	0.067	0.011	0.005	0.093	0.003	-0.019	0.057	0.008	0.030	6
7	First State Arjuna Fund	0.042	0.196	-0.048	0.020	0.094	0.063	-0.063	0.102	0.158	-0.122	0.151	0.072	0.004	0.111	0.078	7
8	First State Ind. Balanced Fund	0.367	0.223	0.176	-0.011	0.197	-0.026	-0.009	-0.033	0.209	-0.088	0.560	-0.029	0.034	0.206	0.033	8
9	Fortis Pesona	1.804	0.689	0.596	-0.050	1.709	-0.476	0.210	0.139	1.750	-0.136	2.194	-0.340	0.297	2.267	0.776	9
10	Garuda Satu	0.685	0.283	0.232	-0.057	0.195	-0.091	0.001	-0.088	0.202	0.122	0.604	-0.153	0.284	0.485	0.108	10
11	Jisawi Mix	1.356	0.466	0.659	-0.794	0.508	0.164	0.422	0.424	0.882	0.062	1.590	-0.304	0.288	1.061	0.342	11
12	Mahanusa Dana Kapital	0.572	0.246	0.654	-0.273	1.194	-0.472	0.206	0.938	1.918	0.074	1.966	0.108	0.495	2.087	0.511	12
13	Manulife Dana Campuran	1.132	0.366	0.341	-0.184	0.978	-0.141	0.349	0.282	1.094	-0.368	1.271	1.496	0.052	1.133	0.291	13
14	Master Berimbang	0.918	0.409	0.410	-0.085	0.726	-0.478	-0.027	0.581	1.218	0.081	1.521	0.185	0.102	0.885	0.028	14
15	MR.FLEX	-0.126	0.360	0.898	-0.013	0.633	-0.416	0.438	-0.397	0.456	0.067	1.251	-0.454	0.299	0.835	0.323	15
16	Reksa Dana PNM Syariah	0.575	0.191	0.459	-0.185	0.507	-0.026	0.046	-0.190	0.169	-0.066	1.182	0.118	0.015	0.934	-0.218	16
17	Reksadana PG Synergy	0.035	0.102	0.033	0.033	0.035	0.035	0.101	0.035	0.036	0.035	0.035	0.105	0.034	0.033	0.035	17
18	SAM Dana Berkembang	0.536	0.076	0.070	-0.035	0.524	0.135	0.224	0.158	0.559	0.107	0.604	-0.050	0.512	1.134	-0.506	18
19	Schroder Dana Kombinasi	0.727	0.120	0.305	-0.064	0.525	0.023	0.296	-0.224	0.308	0.094	0.814	-0.020	0.349	0.947	0.161	19
20	Schroder Dana Prestasi	1.740	0.531	0.484	-0.365	1.112	-0.115	0.739	-0.162	0.790	0.148	1.696	0.001	0.396	1.974	0.365	20
21	Schroder Dana Terpadu	1.065	0.425	0.435	-0.240	0.801	-0.083	0.560	-0.227	0.403	0.086	1.032	0.115	0.302	1.420	0.188	21
22	Si Dana Dinamis	1.481	0.401	0.790	0.045	0.757	-0.303	0.288	0.426	1.345	-0.220	1.100	-0.206	-0.213	0.865	0.214	22
23	Si Dana Fleksi	1.949	0.556	1.083	-0.167	0.103	-0.183	0.556	0.382	2.035	-0.253	1.322	-1.094	0.509	1.635	0.104	23
24	Simas Satu	1.320	-0.245	0.093	0.015	1.284	-0.667	-0.012	0.397	0.351	0.476	0.459	-0.057	0.757	0.977	-0.289	24
25	Supra Surya Maxima	1.600	0.330	0.034	-0.018	0.809	-0.981	0.557	-0.942	0.147	1.089	0.827	-0.801	1.743	1.279	-1.722	25
26	Trimegah Dana Kombinasi	1.734	0.920	0.562	-0.142	1.100	-0.232	0.157	0.168	1.363	-0.086	2.240	0.172	0.029	1.037	0.344	26



BNI Dana Berkembang	-0.007	0.506	-0.075	-0.245	-0.668	-0.552	0.620	-0.552	0.580	0.520	-0.551	0.426	-0.120	-0.152	0.041	0.017	0.031
CitiReksaDana Ekuitas	3.507	0.591	0.128	-0.231	-1.566	-1.421	1.719	0.422	-0.430	-0.147	-0.319	0.283	-0.291	-0.140	0.131	1.678	0.140
Danareksa Mawar	0.118	1.111	0.135	-0.407	-1.797	-1.004	1.518	0.300	-0.198	0.140	-0.147	0.373	-0.098	-0.478	0.076	1.000	0.083
Manulife Dana Saham	0.334	1.496	0.320	-0.527	-1.603	-1.124	1.390	0.276	-0.274	0.006	-0.109	0.422	-0.021	-0.256	0.117	1.507	0.126
Master Dinamis	0.278	1.722	0.021	-0.882	-1.275	-1.172	1.924	0.413	-0.373	0.108	-0.192	0.373	0.533	-0.329	0.100	1.270	0.106
Panin Dana Maksima	0.132	1.925	0.673	-0.518	-1.097	-0.426	0.000	0.205	-0.617	-0.084	-0.164	-0.074	0.625	0.203	0.101	1.333	0.111
Phinisi Dana Saham	0.339	1.443	0.249	-0.532	-1.692	-1.045	1.405	0.278	-0.327	0.043	-0.147	0.375	0.017	-0.257	0.108	1.412	0.118
Platinum Saham	1.323	1.968	-0.329	-1.098	-0.673	-0.785	1.713	0.577	-0.267	0.547	0.373	1.438	0.971	0.118	0.172	2.288	0.191
Rencana Cerdas	0.184	0.277	-0.031	-0.150	-0.303	-1.182	1.264	0.238	-0.057	0.422	-0.392	0.019	0.346	-0.039	0.114	1.505	0.125
Schroder Dana Istimewa	-0.073	1.413	0.604	-0.513	-1.621	-0.722	1.442	0.220	-0.726	-0.036	-0.300	0.181	0.155	-0.211	0.091	1.224	0.102
Schroder Dana Prestasi Plus	-0.252	1.063	0.451	-0.513	-1.717	-0.865	1.680	0.275	-0.368	0.266	-0.256	0.230	0.076	-0.219	0.078	1.063	0.089
Si Dana Saham	1.533	2.193	0.029	-1.031	-1.565	-1.186	1.584	0.419	-0.272	0.109	-0.061	0.911	0.788	-0.141	0.110	1.455	0.121
<b>Campuran</b>																	
Bahana Dana Selaras	0.623	1.384	0.194	-0.409	-0.800	-0.662	1.029	0.192	-0.235	0.004	-0.105	0.273	-0.042	-0.133	0.031	0.448	0.037
Bangun Indonesia	0.305	0.231	0.071	-0.078	0.289	-0.079	0.258	-0.013	-0.046	0.065	-0.158	-0.784	0.146	-0.465	0.046	0.620	0.052
Batasa Syariah	0.026	0.086	0.032	0.029	0.028	0.020	0.100	0.013	0.027	0.008	0.158	0.169	0.037	0.033	0.050	0.611	0.051
Danareksa Angrek	0.113	0.842	0.191	-0.061	-1.256	-0.992	0.952	0.342	-0.292	0.158	-0.258	0.276	0.034	-0.428	0.055	0.733	0.061
Danareksa Syariah Berimbang	0.218	0.503	0.190	-0.571	-1.373	-0.584	1.502	0.129	0.031	-0.423	-0.104	0.455	0.099	-0.322	0.045	0.570	0.048
Dhanawibawa Progresif	0.155	0.087	0.003	0.119	0.011	0.010	0.063	0.008	0.133	0.003	0.065	0.087	0.069	0.106	0.049	0.590	0.049
First State Arjuna Fund	-0.031	0.155	-0.009	0.047	-0.069	-0.020	0.056	0.053	0.145	0.204	-0.008	-0.009	0.240	0.060	0.033	0.401	0.033
First State Ind. Balanced Fund	-0.009	0.365	0.021	-0.203	-0.259	-0.077	0.401	0.019	0.143	0.063	-0.014	0.072	0.327	-0.089	0.027	0.346	0.029
Fortis Pesona	0.155	1.083	0.304	-0.802	-1.581	-1.173	1.588	-0.017	-0.260	0.464	-0.327	0.522	0.116	-0.506	0.101	1.341	0.112
Garuda Satu	0.157	0.209	0.076	-0.052	-0.286	-0.065	0.349	-0.029	0.080	-0.012	-0.084	0.110	0.267	0.034	0.027	0.352	0.029
Jisawi Mix	0.318	1.249	-0.259	-0.242	-1.529	-1.284	0.865	0.309	-0.280	-0.025	0.274	0.739	0.204	-0.531	0.220	3.124	0.260
Mahanusa Dana Kapital	0.214	1.633	-0.070	-0.559	-1.535	-0.327	1.286	0.142	-0.471	0.359	-0.255	0.335	0.658	0.194	0.083	1.091	0.091
Manulife Dana Campuran	0.252	1.001	0.132	-0.334	-1.158	-0.752	0.962	0.205	-0.189	-0.025	-0.111	0.300	-0.145	-0.159	0.064	0.857	0.071
Master Berimbang	0.711	1.844	0.053	-1.172	-0.886	-0.694	1.900	0.374	-0.431	0.165	-0.065	0.312	0.494	-0.108	0.092	1.117	0.093
MR.FLEX	0.570	0.623	-0.381	-1.081	-0.911	-0.883	0.881	0.160	0.021	0.029	0.503	1.661	0.029	-0.335	0.042	0.570	0.048
Reksa Dana PNM Syariah	0.605	0.963	-0.234	-0.150	-0.884	-0.361	0.755	0.012	-0.369	-0.328	-0.115	0.662	0.378	0.195	0.054	0.669	0.056
Reksadana PG Synergy	0.035	0.103	0.034	0.033	0.033	0.035	0.102	0.032	0.033	0.033	0.035	0.135	0.035	0.034	0.061	0.704	0.059
SAM Dana Berkembang	0.488	0.888	0.159	-0.619	-0.418	0.053	0.480	0.023	-0.104	0.000	-0.011	0.286	0.143	-0.062	0.022	0.381	0.032
Schroder Dana Kombinasi	0.100	0.508	0.139	-0.198	-0.406	-0.147	0.483	0.069	-0.260	-0.106	0.000	0.108	0.130	-0.103	0.020	0.316	0.026
Schroder Dana Prestasi	0.000	0.761	0.483	-0.547	-1.542	-0.792	1.552	0.280	-0.363	0.260	-0.283	0.202	0.104	-0.189	0.070	0.959	0.080
Schroder Dana Terpadu	0.000	0.962	0.451	-0.285	-0.781	-0.428	1.056	0.250	-0.368	0.104	-0.674	0.604	0.086	-0.133	0.060	0.813	0.068
Si Dana Dinamis	0.995	1.250	0.052	-0.820	-1.213	-0.783	1.039	0.453	-0.389	0.097	0.083	0.641	0.265	-0.115	0.019	0.334	0.028
Si Dana Fleksi	0.439	0.769	-0.386	-0.410	-1.127	-0.750	0.406	0.154	-0.169	-0.182	-0.347	0.749	0.549	-0.118	0.062	0.799	0.067
Simas Satu	0.357	0.796	-0.119	-0.250	-0.409	0.007	0.528	-0.042	-0.439	0.522	-0.014	-0.317	0.481	-0.452	0.056	0.718	0.060
Supra Surya Maxima	1.593	0.996	-0.885	-1.608	-0.509	0.159	0.050	0.229	-0.228	-0.086	-0.959	-0.285	0.436	-0.310	0.034	0.446	0.037
Trimegah Dana Kombinasi	0.579	0.803	0.174	-0.347	-1.360	-0.967	1.463	0.333	-0.344	0.396	0.216	0.576	0.166	-0.163	0.079	1.080	0.090

**PERKEMBANGAN RETURN DARI 183 REKSADANA  
SELAMA KURUN WAKTU PENGAMATAN TAHUN 2005**

	Jan-05	Feb-05	Mar-05	Apr-05	May-05	Jun-05	Jul-05	Aug-05	Sep-05	Oct-05	Nov-05	Dec-05	Total	Rata-rata
<b>Reksadana Pendapatan Tetap</b>													<b>tahun 2005</b>	<b>(harian)</b>
1 AA Investa Reksa Dollar(Rp)	-0.08724	0.08922	0.13019	0.06692	-0.02933	0.18782	0.11374	0.21279	-0.12937	-0.08727	0.06376	-0.06421	0.46702	0.03892
2 AA Investa Reksa Dollar(USD)	0.02443	0.02412	0.01800	0.01847	0.02152	0.01504	0.05090	0.01998	-0.16670	0.01413	0.03883	0.03278	0.11148	0.00929
3 AA-MAN Optima	0.12320	0.03281	0.01662	-0.15123	0.04362	0.09783	0.10905	-0.59859	-0.32731	0.03168	0.08208	0.03241	-0.50783	-0.04232
4 AA-MAN Pendapatan Tetap	0.10769	0.01266	-0.02599	-0.01510	0.03920	0.02848	-0.00435	-0.35993	0.11863	0.02963	0.06407	0.00003	-0.00496	-0.00041
5 AAA Bond Fund	0.04617	0.05512	0.04699	0.04155	0.04867	0.03412	0.09539	0.03731	-1.28187	0.11959	0.07268	0.05159	-0.63270	-0.05273
6 ABN Amro Dana Dollar AS (USD)	0.00112	0.00000	0.00000	-0.00192	0.00000	0.00553	0.05848	0.00174	0.00192	0.00365	0.00450	0.00191	0.07694	0.00641
7 ABN Amro Dana Dollar AS(NAB Indikasi)	-0.11555	0.06419	0.11172	0.04797	-0.05067	0.10546	0.05617	0.20366	0.04119	-0.09802	0.02883	-0.09566	0.29929	0.02494
8 ABN Amro Dana Hasil Berkala	0.06268	0.06787	-0.00151	-0.02655	0.03184	0.02854	-0.00310	-0.08440	-0.63440	-0.42613	-0.00699	0.02135	-0.97080	-0.08090
9 ABN Amro Dana Pendapatan Tetap	0.03976	0.04313	0.01454	-0.11847	-0.00379	0.03000	-0.02054	-0.15139	-0.90785	-0.01213	-0.00687	0.01312	-1.08049	-0.09004
10 Bahana Dana Arjuna	0.12768	0.03390	0.06281	0.02755	0.04609	0.10120	0.07463	-0.06422	-0.39845	0.05241	0.03602	-0.04107	0.05856	0.00488
11 Batasa Pendapatan Tetap	-0.11420	0.06122	0.04745	0.09751	0.11215	0.05255	0.11256	0.05266	-0.90747	0.12369	0.12902	0.04245	-0.19040	-0.01587
12 Berlian	0.17943	-0.02096	0.02816	0.07150	0.05958	0.04872	0.03794	0.05345	0.03302	0.03788	0.10085	0.05226	0.68183	0.05682
13 BIG Dana Likuid	0.05451	0.08602	0.05336	0.02856	0.04850	0.05474	0.03270	0.03273	-0.91613	0.05126	0.06863	0.05094	-0.35417	-0.02951
14 BNI Dana Berbunga Dua	0.04488	0.05227	0.04678	0.04232	0.06698	0.05517	0.04637	0.03750	-79768.33301	0.08628	0.07798	0.05865	-79767.71782	-6647.30982
15 BNI Dana Lancar	0.03459	0.04039	0.03462	0.02968	0.03507	0.08319	0.02886	0.03190	-0.57698	0.05162	0.07434	0.04956	-0.08316	-0.00693
16 BNI Dana Plus	0.04663	0.04654	0.03949	0.03904	0.04796	0.11048	0.05708	-0.81496	-0.11683	0.07403	0.07416	0.04964	-0.34673	-0.02889
17 BNI Dana Syariah	0.05168	0.06203	0.05072	0.04923	0.07734	0.04523	-0.27942	0.04624	-0.52918	0.04958	0.07129	0.05234	-0.25291	-0.02108
18 Brahma MAXIMA	0.11019	0.04372	-0.02520	-0.00422	0.08355	-0.00533	0.04965	-0.53650	0.00267	0.11447	-0.05128	0.01464	-0.20364	-0.01697
19 Brent Dana Tetap	0.05870	0.06764	0.04432	0.04030	0.04973	0.03671	0.04502	0.03969	0.04298	0.04059	0.05435	0.04169	0.56172	0.04681
20 Brivestama Pasti	0.09845	0.10490	-0.06437	-0.06148	0.02080	0.02157	-0.03442	-0.16272	0.00582	0.05768	0.06510	0.02959	0.08093	0.00674
21 CAM Dana Mantap	0.07720	0.02458	0.03159	0.01260	0.03208	0.11431	0.03332	0.03440	-1.03770	0.06933	0.10263	0.05368	-0.45198	-0.03767
22 Citireksadana Rupiah Plus	0.04443	0.01664	-0.00786	-0.00044	0.02981	0.01525	0.03667	-0.13019	-0.10333	0.05238	0.05410	0.04992	0.05738	0.00478
23 Corfina Rupiah Plus	0.01284	-0.00386	-0.05401	-0.05461	-0.01730	0.09296	-0.19114	-0.02149	0.07018	0.04050	0.03192	0.04026	-0.05375	-0.00448
24 CorfinaCapital Pendapatan Tetap	0.08236	0.00657	-0.03500	-0.13828	0.03615	0.03057	-0.06008	-0.26525	0.07205	0.09506	0.05625	0.06237	-0.05723	-0.00477
25 Dana Likuid Kombinasi	0.13124	0.04170	0.03506	0.03489	0.03286	0.08739	0.04549	0.03481	-0.31268	0.05115	-0.04172	0.05437	0.19456	0.01621
26 Dana Pasti	0.14262	0.04989	0.03436	0.04817	0.06589	0.42008	0.09849	0.03483	0.04006	0.04230	0.05919	0.04637	1.08225	0.09019
27 Dana Sejahtera Optima	0.16262	0.02468	0.02064	0.03468	0.04064	0.11988	0.03381	0.04186	-0.68443	0.05368	0.15026	0.05309	0.05141	0.00428
28 Dana Tetap Arjuna	0.10462	0.01405	-0.03143	-0.05676	0.01244	0.00536	-0.04295	-0.27984	0.02026	0.10044	0.11018	0.10439	0.06075	0.00506
29 Dana Tetap Instan	0.08368	0.05025	-0.06337	-0.01495	0.11523	0.01840	-0.06201	-0.28362	-0.47747	0.08248	0.04638	0.04116	-0.46386	-0.03865
30 Dana Tetap Optima	0.17908	0.05221	0.03419	0.02386	0.03394	0.04878	0.10290	0.03607	-0.53983	0.09298	0.08381	0.11133	0.25932	0.02161
31 Danamas Dollar(Rp)	-0.01499	0.08432	0.12849	0.06451	-0.02626	0.12589	0.08441	0.21827	0.05509	-0.08439	0.04769	-0.07349	0.60955	0.05080
32 Danamas Dollar(US\$)	0.08725	0.01926	0.01629	0.01605	0.02217	0.09545	0.08543	0.01653	0.01702	0.01705	0.02274	0.01728	0.43252	0.03604
33 Danamas Mantap	0.12161	0.06240	0.05311	0.04992	0.05220	0.15495	0.05947	0.05156	0.05138	0.05138	0.06811	0.05276	0.82885	0.06907
34 Danamas Pasti	0.11673	0.04802	0.04082	0.03979	0.04739	0.03893	0.07846	0.04120	-0.86157	0.13432	0.01163	0.01362	-0.25067	-0.02089
35 Danareksa Gebyar Indonesia	0.13245	0.04579	0.20935	-0.01349	0.04145	0.00380	-0.03083	-0.16014	-0.02062	0.07566	0.07352	0.04316	0.40010	0.03334
36 Dollar Plus(Rp)	0.02010	0.10313	0.14567	0.04798	-0.05047	0.10106	0.03988	0.21596	0.03108	-0.11334	0.01068	-0.08925	0.46247	0.03854
37 Dollar Plus(US\$)	0.16028	0.02586	0.02555	0.01397	0.01955	0.05476	0.00695	0.00550	-0.00699	-0.01186	-0.01430	-0.01762	0.26165	0.02180
38 Dompet Dhuafa-BTS Syariah	0.12324	0.03511	0.03203	0.02715	0.04057	0.08327	0.06665	0.04877	0.10711	0.06764	0.04854	0.04956	0.72964	0.06080
39 EKOFIX	0.22769	0.03395	-0.00794	0.03192	0.04932	0.08351	-0.00711	-0.10328	0.05006	0.01632	0.05695	0.04286	0.47426	0.03952

Reksadana Pendapatan Tetap												Bulan 2003			
40	First State Ind. Bond Fund	0.14400	-0.00330	0.00206	0.03803	0.02548	0.03678	-0.01115	-0.01250	0.08153	0.02473	0.04120	0.06486	0.43172	0.03598
41	Fortis Lestari Dua	0.11649	-0.01334	-0.08547	-0.00182	0.07161	-0.00487	-0.00203	-0.05179	-0.10132	0.05436	0.03953	0.03851	0.05986	0.00499
42	Ganesha Abadi	0.06733	0.00913	0.03100	0.00549	0.04361	0.08910	0.04348	0.06157	-0.46525	0.04788	0.03905	0.07622	0.04862	0.00405
43	GK Goh Rupiah	0.13662	0.20567	-0.05009	-0.03531	0.05120	0.01201	-0.02280	-0.22079	-0.14441	0.02771	0.07316	0.04421	0.07718	0.00643
44	GKGoh Dollar(Rp)	-0.02044	0.15713	0.15145	0.04603	-0.10149	0.16553	0.08399	0.14020	0.12466	-0.11356	0.11529	-0.08098	0.66782	0.05565
45	GKGoh Dollar(USD)	0.12588	0.09199	0.03936	-0.00387	-0.05803	0.05817	0.03970	-0.05231	0.08673	-0.01218	0.09021	0.01573	0.42139	0.03512
46	GMT Dana Pasti	0.12338	0.06317	0.04787	0.02339	0.06968	0.04916	0.04622	0.04731	0.03604	0.05041	0.03113	0.04045	0.62822	0.05235
47	Indovest Dana Obligasi	0.13536	0.07768	0.15279	0.02951	0.05304	0.00606	0.00295	0.02536	-0.67939	0.01108	0.02371	0.06879	-0.09304	-0.00775
48	Investasi Reksa Premium	0.03780	0.04808	0.04426	0.03815	0.04257	0.03512	0.03592	-0.39199	-0.53840	0.19536	0.13711	0.09400	-0.22202	-0.01850
49	ITB-Niaga	0.04489	0.05722	0.08161	0.08260	0.05919	0.02373	0.03347	0.03498	0.02001	0.02091	-1.29434	0.37208	-0.46364	-0.03864
50	Jisawi Fix Plus	0.04747	0.05345	0.04678	0.03509	0.07388	0.03693	0.04757	0.03659	-0.41041	0.08817	-0.00882	0.06546	0.11215	0.00935
51	LIPPO Dana Mantap	0.07181	0.01623	0.00555	0.00165	0.01559	0.00939	-0.01408	-0.09939	-0.65868	0.06424	0.05358	0.05496	-0.47917	-0.03993
52	Mahanusa Dana Optimum	0.03299	0.10409	0.00736	0.02938	0.05419	0.02146	-0.00937	-0.14947	-0.03673	0.07798	0.03472	0.07885	0.24546	0.02045
53	Mahanusa Dana Stabil	0.06496	0.07513	-0.06098	-0.01297	0.06310	0.00781	0.00098	-0.25410	-0.23781	0.12011	0.15117	0.04967	-0.03292	-0.00274
54	Mahanusa Obligasi Negara	0.14500	-0.00747	-0.11096	-0.01156	0.05034	0.00023	-0.01880	-0.39483	0.04723	0.15770	0.12367	0.11020	0.09073	0.00756
55	Mandiri Investa Dollar AS (Rp)	0.01649	0.08535	0.11268	0.06088	-0.17701	-0.11316	-0.04196	-0.06675	-0.12264	-0.07611	-0.21161	0.12806	-0.40578	-0.03382
56	Mandiri Investa Dollar AS (USD)	0.04039	0.02026	0.00002	0.01211	-0.13129	-0.22121	-0.09619	-0.26338	-0.16051	0.02767	-0.23987	0.22532	-0.78667	-0.06556
57	Manulife Obligasi Negara Indonesia	0.12587	0.04752	-0.05783	-0.02603	0.02488	-0.00183	-0.07308	-0.32330	-0.24100	0.09449	0.07870	0.08284	-0.26878	-0.02240
58	Manulife Obligasi Unggulan	0.16055	0.03895	-0.03253	-0.00852	0.02476	0.01491	-0.02185	-0.29548	-0.58015	0.04323	0.04850	0.05034	-0.55728	-0.04644
59	Manulife Obligasi Variabel Negara	0.03032	0.03169	0.02182	0.00416	0.04377	0.01235	-0.01738	-0.11625	-0.15392	0.22511	0.08676	0.04831	0.21673	0.01806
60	Manulife Pendapatan Bulanan	-0.00603	-0.00162	-0.06321	-0.01665	0.00685	-0.00420	-0.03632	-0.35077	-0.15654	0.07046	0.03015	0.04843	-0.47945	-0.03995
61	Master Pundi	0.09173	0.04428	0.04273	-0.00397	-0.00135	0.02114	0.01564	0.02084	-0.28466	0.03820	0.03205	-0.00836	0.00827	0.00069
62	MR BOND	0.05823	0.05251	0.04142	0.03679	0.02672	0.03666	0.03343	0.03686	0.04003	0.03703	0.05785	0.03695	0.49447	0.04121
63	Niaga Pendapatan Tetap B	0.06221	0.08105	0.28587	-0.00838	0.04230	0.03298	0.03382	0.03879	0.01890	0.02802	-1.40971	0.38717	-0.40699	-0.03392
64	Niaga Pendapatan Tetap C	0.08963	0.05066	-0.00515	0.02167	0.03267	0.02403	0.03337	0.02894	0.02517	0.02195	-1.20517	0.32333	-0.55890	-0.04658
65	Niaga Smart Fund	0.18230	0.01799	0.09267	-0.21639	0.08231	0.00383	-0.02878	-0.45184	-0.00971	0.16714	0.14992	0.09104	0.08047	0.00671
66	Nikko Bond Nusantara	0.25114	0.05843	0.04821	0.05926	0.05019	0.04127	0.04197	0.04885	-0.00405	0.04792	0.12356	-0.01511	0.75165	0.06264
67	Nikko Bunga Nusantara	0.04542	0.05166	0.05098	0.03328	0.05009	0.04560	0.03059	0.03088	0.01372	0.04074	0.10964	-0.02990	0.47269	0.03939
68	Nikko Gebyar Indonesia	0.09878	0.04469	0.02808	0.05233	0.02606	0.00328	-0.00411	-0.18413	0.12306	0.13615	0.06433	0.04285	0.43138	0.03595
69	Nikko Indah Nusantara	0.10544	0.05679	0.04432	0.03827	0.04016	0.03340	0.03260	0.01710	0.04678	0.04234	0.07739	-0.00289	0.53169	0.04431
70	Nikko Swarnadwipa	0.03398	0.04569	0.02753	0.04101	0.03639	0.07359	-0.00422	-0.11196	-0.09415	0.06462	0.02705	0.04152	0.18106	0.01509
71	Nikko Tron	0.10046	0.05275	0.04059	0.04553	0.04239	0.03330	0.03304	0.03816	0.00497	0.05005	0.09353	-0.00833	0.52644	0.04387
72	NISP DANA MANTAB	0.02878	0.00000	0.00000	0.00000	0.00278	0.00000	0.00000	0.00000	0.00000	0.00000	0.00000	0.00000	0.03157	0.00263
73	NISP Dana Tetap	0.05086	0.08301	0.04073	0.03207	0.04624	0.03668	0.03562	0.03349	0.03119	0.03984	0.04929	0.03598	0.51500	0.04292
74	Optima Fund	0.12223	0.04140	0.01416	0.01780	0.03321	-0.01876	-0.07277	-0.27188	-0.09883	0.17661	0.06480	0.05903	0.06700	0.00558
75	Optima Obligasi	0.08219	0.10071	0.06672	0.04888	0.06618	0.05035	0.05196	0.05116	0.04676	0.04876	0.06370	0.05141	0.72879	0.06073
76	Panin Dana Optima	0.02511	0.00831	0.11203	0.00877	0.01088	0.40108	0.15061	-0.07496	-0.09104	0.00412	0.00552	0.11231	0.67274	0.05606
77	Panin Dana Utama Plus	0.03515	0.04997	0.04200	0.03917	0.04294	0.03530	0.03695	0.03631	-0.32346	0.05193	0.07455	0.05726	0.17807	0.01484
78	Panin Gebyar Indonesia	0.08503	0.04653	0.04077	-0.00418	0.03269	0.01628	-0.02626	-0.14653	-0.03998	0.07358	0.13160	0.01952	0.22904	0.01909
79	Paramitra Platinum	0.03900	0.04972	0.05322	0.03402	0.03394	0.04018	0.03947	0.03798	0.01153	-0.91085	0.05987	0.04420	-0.46772	-0.03898
80	Pavillion Dana Anugrah	0.03808	0.04297	0.02727	-0.08353	0.04611	0.01660	-0.00884	-0.02494	-0.83232	-0.56195	0.06674	0.05025	-1.22354	-0.10196
81	Pendapatan Tetap Abadi	0.06485	0.04579	0.02763	0.02104	0.05008	0.02769	0.01131	0.04166	-0.36767	0.03890	-0.02966	0.02067	-0.04772	-0.00398
82	Pendapatan Tetap Abadi 2	0.04853	0.04140	0.03155	0.02602	0.07764	0.02429	0.01840	0.05275	-1.06942	0.05102	-0.17468	0.03927	-0.83323	-0.06944





Reksadana Saham													tahun 2005			
1	ABN Amro Dana Saham	0.14850	0.24790	-0.02722	-0.27522	0.23040	0.16164	0.17157	-0.58694	0.14758	-0.14563	-0.06336	0.24280	0.25201	0.02100	
2	Arjuna	0.17079	-0.03471	0.01219	-0.01645	-0.00336	-0.00224	0.21264	-0.19879	1.07523	0.02987	-0.07208	0.05000	1.22309	0.10192	
3	Bahana Dana Prima	0.26174	0.19136	0.05118	-0.25857	0.23128	0.27785	0.27785	-0.50838	0.03168	-0.16127	0.02183	0.31191	0.72845	0.06070	
4	BIG Nusantara	0.22552	-0.07486	-0.32657	-0.72165	0.00498	0.16473	-0.05457	-0.56390	0.16384	0.79032	0.16197	0.14410	-0.08608	-0.00717	
5	Bima	0.00613	-0.00032	0.01833	-0.01111	0.01533	0.01134	0.01116	-0.01847	0.01601	-0.00219	0.00979	-0.41965	-0.36364	-0.03030	
6	BNI Dana Berkembang	0.40133	0.08626	-0.09151	-0.27178	0.22606	0.30995	0.27319	-0.59699	0.02135	-0.09725	0.05642	0.30012	0.61715	0.05143	
7	CitiReksaDana Ekuitas	0.25019	0.28782	0.02747	-0.15194	0.22544	0.36130	0.34547	-0.37276	0.10801	0.04659	0.23651	0.31405	1.67815	0.13985	
8	Dana Sentosa	0.30468	-0.08946	0.00892	-0.42172	0.24574	0.09930	0.08701	-0.62402	-0.07803	-0.03574	0.02464	0.38370	-0.09498	-0.00791	
9	Danareksa Mawar	0.19489	0.18231	0.02753	-0.12501	0.13199	0.25180	0.29998	-0.42055	0.07907	0.00599	0.14229	0.22989	1.00018	0.08335	
10	Manulife Dana Saham	0.24551	0.26352	0.07732	-0.16671	0.22248	0.31244	0.35553	-0.34879	0.13593	-0.05364	0.19924	0.26386	1.50671	0.12556	
11	Master Dinamis	0.25338	0.01837	0.15602	-0.17872	0.17535	0.28870	0.20739	-0.36396	0.14460	0.04606	0.32110	0.20132	1.26961	0.10580	
12	Nikko Saham Nusantara	-0.24645	0.39579	-0.08642	-0.11867	0.18524	0.08732	0.06593	-0.44235	0.05854	-0.00648	-0.14636	0.26503	0.01111	0.00093	
13	Panin Dana Naksima	0.27995	0.26993	0.27145	-0.13508	0.16342	0.12146	0.20009	-0.53946	0.15016	0.13830	0.19157	0.22147	1.33325	0.11110	
14	Phinisi Dana Saham	0.27442	0.29221	0.09799	-0.18632	0.20075	0.31393	0.32372	-0.42494	0.12378	-0.07735	0.16545	0.30793	1.41156	0.11763	
15	Platinum Saham	0.50255	0.69180	0.20711	-0.23370	0.33744	0.30557	0.19624	-0.57885	0.20111	0.01106	0.16211	0.48575	2.28819	0.19068	
16	Rencana Cerdas	0.18484	0.29292	-0.01370	-0.10889	0.24880	0.34077	0.36962	-0.45361	0.13458	0.01906	0.29451	0.19600	1.50489	0.12541	
17	Schroder Dana Istimewa	0.32819	0.23817	0.05545	-0.23698	0.27593	0.32113	0.30154	-0.45382	0.04861	-0.04503	0.14769	0.24287	1.22376	0.10198	
18	Schroder Dana Prestasi Plus	0.19739	0.19034	0.11271	-0.21315	0.26631	0.29549	0.28961	-0.47044	0.05115	-0.13628	0.23160	0.24876	1.06348	0.08862	
19	Si Dana Saham	0.32519	0.18284	0.00859	-0.12437	0.25410	0.28538	0.29964	-0.46335	0.09742	0.00058	0.28225	0.30702	1.45528	0.12127	
		Jan-05	Feb-05	Mar-05	Apr-05	May-05	Jun-05	Jul-05	Aug-05	Sep-05	Oct-05	Nov-05	Dec-05	Total	Rata-rata	
Reksadana Campuran													tahun 2005			
1	AAA Balanced Fund	0.13050	0.15358	-0.03117	-0.10904	0.14890	0.19046	0.10452	-0.23398	-0.36837	-0.00819	0.04535	0.12441	0.14699	0.01225	
2	AAA Syariah Fund	0.03890	0.05521	0.04874	0.03382	0.04470	0.06487	0.09288	-0.03576	-0.58072	0.06090	0.09961	0.08290	0.00606	0.00050	
3	Bahana Dana Infrastruktur	0.21372	-0.02468	-0.05565	-0.26848	0.17037	0.26555	0.21342	-0.45841	0.05502	-0.01793	-0.02045	0.17712	0.24960	0.02080	
4	Bahana Dana Selaras	0.14030	0.09144	0.05066	-0.15007	0.08903	0.13045	0.18147	-0.36798	0.10924	-0.08478	0.07003	0.18809	0.44787	0.03732	
5	Bangun Indonesia	0.54567	0.07722	0.07311	-0.03605	0.10361	0.04622	0.03971	-0.12012	-0.07134	0.01185	-0.04909	-0.00043	0.62037	0.05170	
6	Batasa Syariah	0.10767	0.06220	0.02874	0.04837	0.03453	0.04857	0.05130	-0.04789	0.04079	0.04666	0.04282	0.05124	0.61079	0.05090	
7	BIG Palapa	0.04322	0.23327	0.04983	-0.26318	-0.02174	0.03864	0.08774	-0.48300	-0.12385	0.30133	0.11090	0.17615	0.14931	0.01244	
8	BNI Dana Fleksible	0.07880	-0.08929	-0.21905	0.01873	0.19424	0.05313	0.03342	-0.49021	-0.14511	0.05750	0.08419	0.05020	-0.37344	-0.03112	
9	BNI Dana Plus Syariah	0.04827	0.06099	0.05340	0.04911	0.04589	0.04828	0.04619	-0.05407	-0.34441	0.03568	0.04942	0.08064	0.11939	0.00995	
10	Brahma OPTIMA	0.08933	0.02007	0.00206	-0.14889	0.48686	0.16775	0.05024	-0.50568	-0.02441	0.02061	-0.08963	0.08533	0.15365	0.01280	
11	BSM Investa Berimbang	0.05314	0.05957	0.04710	-0.07601	0.02331	0.05488	0.05586	-0.04810	-0.40854	-0.01241	0.14550	0.09542	0.14174	0.01181	
12	Dana Investa Bersama(*)	0.05115	0.00808	0.06424	-0.02192	0.07195	0.07061	0.12886	-0.14972	-0.22747	0.05090	0.12681	0.05119	0.22467	0.01872	
13	Dana Selaras Dinamis	0.14031	0.01663	-0.02546	-0.02537	0.06635	0.07612	0.06941	-0.19130	-0.86899	0.01510	0.03591	-0.02756	-0.71887	-0.05991	
14	Danareksa Angrek	0.18036	0.08348	0.04701	-0.06063	0.13056	0.16466	0.25077	-0.34021	0.00995	0.00450	0.12615	0.13655	0.73314	0.06110	
15	Danareksa Syariah Berimbang	0.11874	0.03722	-0.07527	-0.05067	0.12894	0.26677	0.21310	-0.31186	0.06372	0.08000	-0.00593	0.10538	0.57015	0.04751	
16	Dhanawibawa Progresif	0.03808	0.06994	0.03830	0.04112	0.05476	0.04214	0.04812	0.04598	0.04963	0.04764	0.05982	0.05455	0.59007	0.04917	
17	DUIT	0.02734	0.03207	0.00266	-0.00195	0.00462	-0.00160	-0.00091	-0.00095	-0.00095	-0.00094	-0.00123	-0.00091	0.05726	0.00477	
18	First State Arjuna Fund	0.07219	0.02055	0.02650	0.01295	0.02192	0.01567	0.02961	-0.00953	0.04080	0.06639	0.04904	0.05538	0.40147	0.03346	
19	First State Ind. Balanced Fund	0.09182	0.05393	0.04923	-0.02019	0.05619	0.06805	0.05646	-0.15218	0.02290	0.03071	0.01573	0.07384	0.34649	0.02887	
20	Fortis Pesona	0.29072	0.17568	0.00951	-0.20203	0.24766	0.30894	0.30094	-0.44873	0.12331	-0.00730	0.31151	0.23120	1.34142	0.11179	
21	Garuda Satu	0.02551	0.06925	-0.03606	-0.02152	0.03588	0.10607	0.11434	-0.14278	0.05348	-0.00015	0.03642	0.11139	0.35181	0.02932	
22	Investasi Reksa Plus	0.06700	0.05656	0.03662	0.02767	0.06357	0.03637	0.03067	-0.01858	-1.82059	0.02708	0.03151	0.03040	-1.43173	-0.11931	

	Reksadana Campuran												tahun 2005		
23	Jisawi Mix	0.13413	2.40645	-0.00048	-0.07916	0.20479	0.20830	0.17478	-0.16451	-0.07775	0.01069	0.16439	0.14233	3.12396	0.26033
24	Mahanusa Dana Kapital	0.11875	0.08943	0.17426	-0.23394	0.16330	0.27225	0.37893	-0.51178	0.00453	-0.01205	0.30524	0.34219	1.09110	0.09092
25	Manulife Dana Campuran	0.20015	0.15885	0.02203	-0.10622	0.13633	0.17870	0.18298	-0.35016	0.11416	-0.01137	0.13830	0.19280	0.85656	0.07138
26	Master Berimbang	0.19792	-0.09323	0.05183	-0.17645	0.25767	0.36339	0.14744	-0.26472	0.09614	0.11129	0.16113	0.26499	1.11741	0.09312
27	Mega Dana Kombinasi	0.03387	0.01875	-0.04055	0.00209	0.19382	0.09019	0.07023	-0.42464	-0.43290	-0.05670	0.04800	0.05767	-0.44016	-0.03668
28	MR.FLEX	0.21683	0.06763	-0.03909	-0.08551	0.23607	0.26017	0.06793	-0.25512	-0.02050	-0.06677	0.02854	0.16032	0.57049	0.04754
29	Portfolio Dinamis Plus	0.09115	0.09001	-0.01779	0.06747	0.07190	0.11385	0.14176	-0.08673	-0.68113	-0.57215	-0.03229	0.04277	-0.77119	-0.06427
30	Reksa Dana Paramitra Optimum	0.03351	-0.04022	-0.00854	-0.01866	0.05068	0.05024	0.04232	0.02617	-0.09730	-0.19334	-0.10755	-0.17017	-0.43287	-0.03607
31	Reksa Dana PNM Syariah	0.09625	0.06665	0.04167	0.01796	0.08005	0.07236	0.07110	-0.12760	0.03412	0.11069	0.05098	0.15471	0.66893	0.05574
32	Reksa Dana Prima	0.27425	-0.02957	-0.14728	-0.47382	0.37500	0.29299	0.00877	-0.72018	-0.04721	-0.10100	0.12954	0.35447	-0.08404	-0.00700
33	Reksadana DANA TIRTA	0.41302	0.09904	-1.01630	-0.27779	0.15881	0.24917	-0.03480	-0.89729	-0.02725	0.09611	0.13740	0.08779	-1.01209	-0.08434
34	Reksadana PG Synergy	0.03991	0.04730	0.04265	0.03646	0.04245	0.19809	0.04264	0.06086	0.04046	0.04604	0.05777	0.04932	0.70393	0.05866
35	SAM Dana Berkembang	0.14874	0.17026	0.08169	0.11297	0.05925	0.10094	0.14008	-0.67336	0.09203	-0.07969	0.07287	0.15541	0.38119	0.03177
36	Schroder Dana Kombinasi	0.08406	0.06069	-0.01214	-0.03331	0.10764	0.08001	0.05192	-0.33047	0.00387	0.04939	0.11039	0.14372	0.31575	0.02631
37	Schroder Dana Prestasi	0.19004	0.14946	0.10032	-0.18869	0.25257	0.26210	0.25614	-0.41916	0.03773	-0.14153	0.23436	0.22529	0.95863	0.07989
38	Schroder Dana Terpadu	0.12798	0.19686	0.04910	-0.07109	0.16117	0.15252	0.15166	-0.31706	0.05663	-0.03144	0.13715	0.19936	0.81284	0.06774
39	Semesta Dana Maxima	0.05131	-0.00106	-0.13597	-0.01407	0.10353	0.00547	0.09755	-0.36275	-0.19216	0.10881	0.02965	0.17589	-0.13379	-0.01115
40	Si Dana Dinamis	0.30277	0.12557	0.04695	-0.05812	0.12910	0.14269	-0.22738	-0.31841	-0.01120	-0.04597	0.09339	0.15477	0.33416	0.02785
41	Si Dana Fleksi	0.20005	0.05118	0.07943	-0.06914	0.12391	0.14559	0.12775	-0.19681	-0.09287	0.12127	0.21902	0.08990	0.79927	0.06661
42	Simas Satu	0.04423	-0.00210	0.04626	-0.31947	0.25830	0.23935	0.04909	-0.31292	0.17013	0.23485	0.16191	0.14875	0.71839	0.05987
43	Supra Surya Maxima	0.07344	0.10158	0.05318	-0.04673	0.10798	0.04933	0.03217	-0.29041	0.27860	0.09020	-0.05423	0.05041	0.44552	0.03713
44	Tiga Pilar Dana Flexi	-0.00383	0.08136	-0.00179	0.00746	0.02523	0.08526	0.05896	0.04464	-0.31009	-0.40626	-0.23442	0.13855	-0.51492	-0.04291
45	Trimegah Dana Kombinasi	0.11981	0.22714	0.02382	-0.07788	0.36615	0.24003	0.21411	-0.40126	-0.10837	-0.00216	0.21529	0.26302	1.07970	0.08997