

BAB VI

KESIMPULAN DAN SARAN

6.1. Kesimpulan

Berdasarkan hasil data survai dan analisis pada lahan parkir gedung pusat perbelanjaan Jambi Prima Mall di Jambi selama 3 hari yang mewakili jam puncak, dapat diambil beberapa kesimpulan sebagai berikut.

1. Akumulasi puncak untuk sepeda motor terjadi pada hari Minggu pukul 17.45-18.00 WIB sebesar 647 kendaraan, sedangkan akumulasi puncak untuk mobil terjadi pada hari Minggu pukul 18.45-19.00 WIB.
2. Volume terbesar yang masuk lahan parkir Jambi Prima Mall untuk mobil maupun sepeda motor terjadi pada hari Minggu sore yaitu untuk mobil sebesar 1088 kendaraan dan sepeda motor sebesar 1916 kendaraan.
3. Tingkat *turn over* terbesar untuk sepeda motor terjadi pada hari Minggu sore dengan nilai *turn over* sebesar $3,08 \approx 4$ kendaraan/petak parkir dan untuk mobil tingkat *turn over* terbesar terjadi juga pada hari Minggu sore sebesar $7,25 \approx 8$ kendaraan/petak parkir.
4. Indeks parkir untuk mobil terutama pada akhir pekan nilai indeks parkirnya melebihi 100 % sebesar 115,33 % terjadi pada hari Sabtu sore dan Minggu sore sebesar 117,34 % dan untuk sepeda motor yang melebihi 100 % terjadi pada hari Minggu sore sebesar 104,02 %.
5. Kapasitas di lahan parkir yang telah disediakan untuk parkir mobil adalah sebesar 150 kendaraan dengan luas 1875 m², sedangkan kapasitas untuk

sepeda motor adalah sebesar 622 kendaraan dengan luas 932,37 m². Berdasarkan hasil survei, akumulasi puncak untuk mobil terjadi pada hari Minggu sore hingga malam hari dengan jumlah mobil sebanyak 176 kendaraan maka diperlukan luas parkir seluas 2200 m² dan luas parkir yang tersedia tidak cukup untuk menampung jumlah mobil pada jam puncak. Untuk sepeda motor akumulasi puncak terjadi pada hari Minggu sore hingga malam hari dengan jumlah sepeda motor sebanyak 647 kendaraan maka diperlukan luas parkir seluas 970,5 m² dan luas parkir yang tersedia tidak cukup untuk menampung jumlah sepeda motor pada jam puncak tetapi karena SRP untuk sepeda motor dipersempit jadi lahan parkir yang ada mampu menampung kendaraan pada jam puncak.

6. Alternatif solusi yang bisa di ambil dari permasalahan ini adalah merubah pola parkir yang ada yaitu merubah posisi kendaraan, membongkar outlet yang terdapat pada sebelah utara lahan parkir dan di jadikan lahan parkir baru sepeda motor, serta menambah lahan parkir baru untuk mobil yang ada di depan Mall tersebut untuk menampung kendaraan pada saat jam puncak. Untuk perubahan lahan parkir dapat dilihat pada Gambar alternatif 3.
7. Berdasarkan penelitian volume lalu lintas maksimum di Jalan Jendral Sudirman Jambi yaitu $Q = 2088,05$ smp/jam terjadi pada hari Sabtu malam di ruas jalan sebelah Barat, dengan nilai derajat jenuh (DS) sebesar 0,708. Nilai ini masih di bawah batas yang ditentukan menurut MKJI yaitu sebesar 0,75, maka Jalan Jendral Sudirman Jambi masih dapat memadai dalam melayani kelancaran arus lalu lintas.

8. Karena kapasitas Jalan Sudirman masih mampu melayani arus lalu lintas maka alternatif pemecahan masalahnya cukup dengan melakukan perubahan manajemen lalu lintas secara non fisik saja seperti: penertiban parkir yang berada di badan Jalan Sudirman oleh juru parkir.


6.2. Saran

Jambi Prima Mall yang baru dibangun beberapa tahun ini terletak di Jalan Jendral Sudirman Jambi. Secara umum dapat dikatakan bahwa Jambi Prima Mall adalah sebuah pusat perbelanjaan yang diminati di kota Jambi. Fasilitas parkir yang diberikan salah satunya parkir gratis sehingga dapat memotivasi pengunjung untuk berkunjung ke Mall tersebut.

Berdasarkan analisis, penulis memiliki saran untuk lebih mengoptimalkan lahan parkir dan kondisi lalu lintas di ruas Jalan Sudirman Jambi khususnya di sekitar Mall, dengan cara sebagai berikut.

1. Penertiban parkir pada lahan parkir Jambi Prima Mall dengan penambahan juru parkir dan memberi rambu-rambu parkir sebagai panduan kepada pengguna lahan parkir sehingga dapat mengoptimalkan lahan parkir. Penataan parkir yang sering kali tidak teratur karena luas lahan yang terbatas dan kurangnya juru parkir sehingga hal ini membuat para pengendara yang akan parkir terpaksa menata sendiri walaupun tidak sesuai dengan SRP yang ada.
2. Menutup pemisah arus dengan semi permanen berantai yang berada tepat di depan pintu masuk parkiran Mall sehingga mengurangi kemacetan lalu lintas,

apabila kendaraan dari ruas sebelah Timur masuk ke parkir Mall tersebut seperti pada gambar di bawah ini.



Gambar 6.1. Kendaraan yang Akan Memasuki Lahan Parkir dari Ruas Jalan Sebelah Timur

3. Penertiban parkir di depan Mall yang memakan badan Jalan Sudirman Jambi agar kelancaran arus lalu lintas tidak terganggu.
4. Untuk mengantisipasi beberapa tahun ke depan, perlu penambahan lahan parkir alternatif yang lebih optimal yang dapat menampung kendaraan parkir dalam jumlah besar sehingga kendaraan pun tidak ada lagi yang parkir di badan jalan (*on-street parking*) seperti yang terjadi saat ini.

DAFTAR PUSTAKA

- Abubakar, 1998, *Pedoman Perencanaan dan Pengoperasian Fasilitas Parkir*, Direktorat Bina Sistem Lalu Lintas Angkutan Kota, Jakarta.
- Departemen Pekerjaan Umum, 1997, *Manual Kapasitas Jalan Indonesia*, Direktorat Jendral Bina Marga, Jakarta.
- Hendarto, S., Al Rasyid. H., dan Hermawan, R. K., 2001, *Dasar-dasar Transportasi*, ITB, Bandung.
- Hobbs, F. D., 1995, *Perencanaan dan Teknik Lalu Lintas*, Gadjah Mada University Press, Yogyakarta.
- Merdekawati Anastasia, N. S., 2007, *Analisis Kapasitas Ruang Parkir pada Gedung Pusat Perbelanjaan Plaza Ambarukmo Yogyakarta*, Tugas Akhir, Universitas Atma Jaya, Yogyakarta.
- Munawar, A., 2004 *Manajemen Lalu Lintas Perkotaan*, Beta Offset, Yogyakarta.
- Oglesby, C. H., dan Hicks, R. G., 1990, *Teknik Jalan Raya*, Jilid 1, Edisi Ke Empat, Erlangga, Jakarta.
- Tim Penyusun PPS – FT – UAJY, 1999, *Pedoman Penulisan Tugas Akhir Program Studi Teknik Sipil*, Universitas Atma Jaya, Yogyakarta.
- Pripujiana, P., 1999, *Evaluasi Areal Kapasitas Parkir Rumah Sakit Panti Rapih Yogyakarta*, Tugas Akhir, Universitas Atma Jaya, Yogyakarta.
- Suryadharma, Y. H., 2007, *Kajian Analisis Fasilitas Lahan Parkir Gedung Gallery Seni Budaya dan Pengaruh Parkir Bagi Lalu Lintas di jalan Perkapalan Alun-Alun Utara Keraton Yogyakarta*, Konferensi Nasional Teknik Sipil I, Universitas Atma Jaya, Yogyakarta.
- Tamin, O. Z., 1997, *Perencanaan dan Pemodelan Transportasi*, ITB, Bandung.
- Warpani, S., 1990, *Merencanakan sistem Perangkutan*, ITB, Bandung.

DATA PARKIR

Data Penelitian Kendaraan pada Lahan Parkir Pusat Perbelanjaan Jambi Prima Mall

Tabel L.1. Formulir Survei Kendaraan Roda Empat

Waktu	Mobil Penumpang		Bus/Minibus	
	Masuk	Keluar	Masuk	Keluar
Kendaraan yang sudah ada: 34				
10:00 - 10:15	39	15	2	
10:15 - 10:30	42	45	1	
10:30 - 10:45	54	34		
10:45 - 11:00	42	29	2	
11:00 - 11:15	38	38		
11:15 - 11:30	46	27		
11:30 - 11:45	34	43		2
11:45 - 12:00	42	28		
12:00 - 12:15	39	35		
12:15 - 12:30	48	54		
12:30 - 12:45	61	37		
12:45 - 13:00	43	49		
Istirahat				
Kendaraan yang sudah ada: 71				
14:30 - 14:45	39	22		
14:45 - 15:00	16	25		
15:00 - 15:15	34	17		
15:15 - 15:30	16	27	1	1
15:30 - 15:45	19	30		
15:45 - 16:00	36	23	1	
16:00 - 16:15	24	18		
16:15 - 16:30	43	26		
16:30 - 16:45	58	24		1
16:45 - 17:00	54	43		
17:00 - 17:15	35	31		
17:15 - 17:30	46	38		
17:30 - 17:45	32	42		
17:45 - 18:00	41	48		
18:00 - 18:15	45	36		
18:15 - 18:30	33	30		
18:30 - 18:45	38	39		
18:45 - 19:00	43	35		
19:00 - 19:15	39	38		
19:15 - 19:30	43	40		
19:30 - 19:45	51	55		
19:45 - 20:00	42	54		
20:00 - 20:15	17	62		
20:15 - 20:30	18	56		
20:30 - 20:45	11	23		
20:45 - 21:00	9	39		

Sumber : Hasil Survei

Tabel L.2. Formulir Survei Sepeda Motor

Waktu	Sepeda Motor	
	Masuk	Keluar
Kendaraan yang sudah ada: 120		
10:00 - 10:15	43	17
10:15 - 10:30	52	23
10:30 - 10:45	36	34
10:45 - 11:00	40	19
11:00 - 11:15	32	36
11:15 - 11:30	59	21
11:30 - 11:45	46	15
11:45 - 12:00	29	31
12:00 - 12:15	46	18
12:15 - 12:30	26	23
12:30 - 12:45	58	14
12:45 - 13:00	54	22
Istirahat		
Kendaraan yang sudah ada: 359		
14:30 - 14:45	50	24
14:45 - 15:00	42	54
15:00 - 15:15	39	46
15:15 - 15:30	42	50
15:30 - 15:45	54	43
15:45 - 16:00	38	38
16:00 - 16:15	43	41
16:15 - 16:30	60	33
16:30 - 16:45	56	61
16:45 - 17:00	76	48
17:00 - 17:15	55	90
17:15 - 17:30	89	79
17:30 - 17:45	91	86
17:45 - 18:00	97	81
18:00 - 18:15	65	49
18:15 - 18:30	59	56
18:30 - 18:45	54	67
18:45 - 19:00	69	58
19:00 - 19:15	109	37
19:15 - 19:30	83	48
19:30 - 19:45	69	61
19:45 - 20:00	45	84
20:00 - 20:15	38	102
20:15 - 20:30	49	89
20:30 - 20:45	34	90
20:45 - 21:00	26	93

Sumber : Hasil Survei

Data Penelitian Kendaraan pada Lahan Parkir Pusat Perbelanjaan Jambi Prima Mall

Tabel L.3. Formulir Survei Kendaraan Roda Empat

Waktu	Mobil Penumpang		Bus/Minibus	
	Masuk	Keluar	Masuk	Keluar
Kendaraan yang sudah ada: 55				
10:00 - 10:15	12	26		
10:15 - 10:30	25	33	2	
10:30 - 10:45	31	23		
10:45 - 11:00	57	40		1
11:00 - 11:15	49	34		
11:15 - 11:30	54	32		
11:30 - 11:45	49	38	2	
11:45 - 12:00	30	33	1	
12:00 - 12:15	46	32		
12:15 - 12:30	57	34	1	
12:30 - 12:45	29	45		
12:45 - 13:00	35	28		
Istirahat				
Kendaraan yang sudah ada: 65				
14:30 - 14:45	19	35	1	
14:45 - 15:00	29	38		
15:00 - 15:15	52	37		
15:15 - 15:30	45	30		
15:30 - 15:45	33	38	1	
15:45 - 16:00	30	46		
16:00 - 16:15	37	44		
16:15 - 16:30	49	37		
16:30 - 16:45	61	20		
16:45 - 17:00	29	23		1
17:00 - 17:15	55	26		
17:15 - 17:30	32	37		
17:30 - 17:45	28	24		
17:45 - 18:00	43	30		2
18:00 - 18:15	55	30		
18:15 - 18:30	32	26		
18:30 - 18:45	36	49		
18:45 - 19:00	56	42		
19:00 - 19:15	49	56		
19:15 - 19:30	41	59		
19:30 - 19:45	39	29		
19:45 - 20:00	56	53		
20:00 - 20:15	35	65		
20:15 - 20:30	42	62		
20:30 - 20:45	27	61		
20:45 - 21:00	11	57		

Sumber : Hasil Survei

Tabel L.4. Formulir Survei Sepeda Motor

Waktu	Sepeda Motor	
	Masuk	Keluar
Kendaraan yang sudah ada: 108		
10:00 - 10:15	36	11
10:15 - 10:30	57	30
10:30 - 10:45	26	15
10:45 - 11:00	57	32
11:00 - 11:15	55	33
11:15 - 11:30	61	20
11:30 - 11:45	58	19
11:45 - 12:00	37	27
12:00 - 12:15	41	23
12:15 - 12:30	56	21
12:30 - 12:45	40	16
12:45 - 13:00	49	19
Istirahat		
Kendaraan yang sudah ada: 491		
14:30 - 14:45	55	43
14:45 - 15:00	44	53
15:00 - 15:15	19	41
15:15 - 15:30	70	35
15:30 - 15:45	49	34
15:45 - 16:00	72	29
16:00 - 16:15	48	26
16:15 - 16:30	57	34
16:30 - 16:45	36	53
16:45 - 17:00	22	42
17:00 - 17:15	60	40
17:15 - 17:30	38	43
17:30 - 17:45	96	71
17:45 - 18:00	102	68
18:00 - 18:15	51	57
18:15 - 18:30	43	40
18:30 - 18:45	24	65
18:45 - 19:00	59	54
19:00 - 19:15	89	53
19:15 - 19:30	73	86
19:30 - 19:45	61	58
19:45 - 20:00	83	87
20:00 - 20:15	61	91
20:15 - 20:30	69	90
20:30 - 20:45	23	92
20:45 - 21:00	21	119

Sumber : Hasil Survei

Data Penelitian Kendaraan pada Lahan Parkir Pusat Perbelanjaan Jambi Prima Mall

Tabel L.5. Formulir Survei Kendaraan Roda Empat

Waktu	Mobil Penumpang		Bus/Minibus	
	Masuk	Keluar	Masuk	Keluar
Kendaraan yang sudah ada: 39				
10:00 - 10:15	15	11		1
10:15 - 10:30	7	26		
10:30 - 10:45	10	9		
10:45 - 11:00	16	19		
11:00 - 11:15	18	20	1	
11:15 - 11:30	35	17		
11:30 - 11:45	15	15		
11:45 - 12:00	46	20		
12:00 - 12:15	23	23	2	
12:15 - 12:30	33	13		
12:30 - 12:45	20	11		
12:45 - 13:00	31	24		
Istirahat				
Kendaraan yang sudah ada: 59				
14:30 - 14:45	24	33		
14:45 - 15:00	35	25		3
15:00 - 15:15	14	34		
15:15 - 15:30	30	27		
15:30 - 15:45	11	19	2	
15:45 - 16:00	32	26		
16:00 - 16:15	15	33		
16:15 - 16:30	26	20		
16:30 - 16:45	39	26		
16:45 - 17:00	18	27		
17:00 - 17:15	33	23		
17:15 - 17:30	42	37		
17:30 - 17:45	25	24		
17:45 - 18:00	44	30		
18:00 - 18:15	47	33		
18:15 - 18:30	38	36		
18:30 - 18:45	53	19		
18:45 - 19:00	51	24		
19:00 - 19:15	43	29		
19:15 - 19:30	30	41		
19:30 - 19:45	41	53		
19:45 - 20:00	38	51		
20:00 - 20:15	40	42		
20:15 - 20:30	33	53		
20:30 - 20:45	26	50		
20:45 - 21:00	15	55		

Sumber : Hasil Survei

Tabel L.6. Formulir Survei Sepeda Motor

Waktu	Sepeda Motor	
	Masuk	Keluar
Kendaraan yang sudah ada: 89		
10:00 - 10:15	23	21
10:15 - 10:30	28	16
10:30 - 10:45	43	13
10:45 - 11:00	34	10
11:00 - 11:15	40	38
11:15 - 11:30	38	27
11:30 - 11:45	34	12
11:45 - 12:00	44	25
12:00 - 12:15	34	34
12:15 - 12:30	42	31
12:30 - 12:45	17	21
12:45 - 13:00	36	27
Istirahat		
Kendaraan yang sudah ada: 322		
14:30 - 14:45	62	46
14:45 - 15:00	29	39
15:00 - 15:15	26	42
15:15 - 15:30	31	48
15:30 - 15:45	64	84
15:45 - 16:00	61	56
16:00 - 16:15	19	33
16:15 - 16:30	46	36
16:30 - 16:45	30	46
16:45 - 17:00	34	22
17:00 - 17:15	41	40
17:15 - 17:30	27	34
17:30 - 17:45	30	22
17:45 - 18:00	29	33
18:00 - 18:15	53	20
18:15 - 18:30	35	46
18:30 - 18:45	46	32
18:45 - 19:00	48	65
19:00 - 19:15	47	34
19:15 - 19:30	91	41
19:30 - 19:45	59	69
19:45 - 20:00	45	33
20:00 - 20:15	49	62
20:15 - 20:30	36	72
20:30 - 20:45	23	86
20:45 - 21:00	19	97

Sumber : Hasil Survei

DATA ARUS LALU LINTAS

Tabel L.7. Data Kecepatan Arus Lalu Lintas

Pukul 10.00-10.15 WIB				Pukul 10.15-10.30 WIB			
Mobil		Sepeda motor		Mobil		Sepeda motor	
7.06	12.32295	12.72	6.839623	13.35	6.516854	6.56	13.2622
10.61	8.199811	5.95	14.62185	7.37	11.80461	9.21	9.446254
9.4	9.255319	7.87	11.05464	5.24	16.60305	8.06	10.79404
6.63	13.12217	6.28	13.8535	8.22	10.58394	9.61	9.05307
8.73	9.965636	7.35	11.83673	5.8	15	11.97	7.26817
8.3	10.48193	6.22	13.98714	7.29	11.93416	15.01	5.796136
8.67	10.0346	7.97	10.91593	10.56	8.238636	9.25	9.405405
12.66	6.872038	8.88	9.797297	7.95	10.9434	11.84	7.347973
7.05	12.34043	8.71	9.988519	4.85	17.93814	7.35	11.83673
5.61	15.50802	8.01	10.86142	6.55	13.28244	7.06	12.32295
6.84	12.7193	5.84	14.89726	11.42	7.618214	7.35	11.83673
13.26	6.561086	5.15	16.8932	10.29	8.45481	10.29	8.45481
6.91	12.59045	4.63	18.7905		138.9183	8.39	10.36949
10.31	8.438409	7.63	11.40236		11.57652	10.95	7.945205
12.03	7.23192	7.94	10.95718		41.67548	6.94	12.53602
6.78	12.83186	7.31	11.9015			8.41	10.34483
5.71	15.23643	9.66	9.006211			7.32	11.88525
10.33	8.422072	8.02	10.84788			6.46	13.46749
10.85	8.018433	8.02	10.84788			10.53	8.262108
6.98	12.46418	8.47	10.27155			5.81	14.97418
10.19	8.537782	7.62	11.41732			7.25	12
8.35	10.41916	14.13	6.157113			9.49	9.167545
10.16	8.562992	6.19	14.05493			7.58	11.47757
	240.137	14.61	5.954825			4.77	18.23899
	10.44074	11.28	7.712766				257.4932
	37.58666		284.8691				10.72888
			11.39477				38.62397
			41.02116				

Lanjutan Tabel L.7. Data Kecepatan Arus Lalu Lintas

Pukul 10.30-10.45 WIB				Pukul 10.45-11.00 WIB			
Mobil		Sepeda motor		Mobil		Sepeda motor	
8.09	10.75402	7.45	11.67785	6.5	13.38462	8	10.875
8.13	10.70111	10.52	8.269962	7.31	11.9015	7.53	11.55378
5.59	15.56351	8.24	10.55825	6.82	12.7566	7.34	11.85286
4.98	17.46988	7.74	11.24031	5.79	15.02591	10.24	8.496094
5.73	15.18325	10.83	8.033241	8.32	10.45673	8.65	10.0578
7.21	12.06657	8.45	10.29586	8.25	10.54545	6.37	13.65777
9.79	8.886619	8.99	9.677419	5.74	15.15679	7.23	12.0332
8.34	10.43165	6.47	13.44668	8.09	10.75402	10.99	7.916288
8.39	10.36949	7.19	12.10014	8.19	10.62271	5.31	16.38418
7.64	11.38743	7.13	12.20196	8.75	9.942857	10.33	8.422072
4.99	17.43487	10.56	8.238636	7.04	12.35795	6.6	13.18182
10.43	8.341323	8.11	10.7275	4.26	20.42254	6.51	13.36406
6.38	13.63636	6.23	13.96469	5.52	15.76087	4.93	17.64706
6.93	12.55411	6.41	13.57254	9.75	8.923077	9.59	9.07195
5.22	16.66667	5.67	15.34392	8.89	9.786277	9.82	8.85947
7.92	10.98485	8.38	10.38186	7.21	12.06657	9.61	9.05307
6.06	14.35644	8.39	10.36949	6.28	13.8535	7.78	11.18252
9.19	9.466812	7.45	11.67785	7.52	11.56915	10.28	8.463035
3.56	24.4382	11.22	7.754011	12.53	6.943336	10.81	8.048104
5.9	14.74576	6.4	13.59375		232.2305	7.96	10.92965
9.51	9.148265	5.93	14.67116		12.22266	5.94	14.64646
12.73	6.83425	11.23	7.747106		44.00156		235.6962
5.24	16.60305	7.25	12				11.22363
8.12	10.71429	3.86	22.53886				40.40507
	308.7388	8.7	10				
	12.86412	6.39	13.61502				
	46.31082	11.96	7.274247				
		6.28	13.8535				
			324.8258				
			11.60092				
			41.76332				

Lanjutan Tabel L.7. Data Kecepatan Arus Lalu Lintas

Pukul 11.00-11.15 WIB				Pukul 11.15-11.30 WIB			
Mobil		Sepeda motor		Mobil		Sepeda motor	
9.78	8.895706	10.68	8.146067	6.29	13.83148	5.64	15.42553
5.87	14.82112	8.08	10.76733	8.21	10.59683	9.74	8.932238
6.81	12.77533	10.76	8.085502	8.92	9.753363	7.51	11.58455
8.31	10.46931	9.51	9.148265	4.68	18.58974	6.36	13.67925
7.93	10.971	6.56	13.2622	7.13	12.20196	5.85	14.87179
7.54	11.53846	7.68	11.32813	6.53	13.32312	6	14.5
8.64	10.06944	7.3	11.91781	7.3	11.91781	7.28	11.95055
9.51	9.148265	9.43	9.225875	15.32	5.678851	6.75	12.88889
9.03	9.634551	9.2	9.456522	9.06	9.602649	8.92	9.753363
6.63	13.12217	8.5	10.23529	8.51	10.22327	6.24	13.94231
12.51	6.954436	9.35	9.304813	7.48	11.63102	7.42	11.72507
6.32	13.76582	7.51	11.58455	10.69	8.138447	9.95	8.743719
6.98	12.46418	7.36	11.82065	10.34	8.413926	6.49	13.40524
9.4	9.255319	9.32	9.334764	10.9	7.981651	7.03	12.37553
10.17	8.554572	10.09	8.622398	4.32	20.13889	4.92	17.68293
11.64	7.474227	9.31	9.344791	6.73	12.92719	6.73	12.92719
6.26	13.89776	13.43	6.478034	9.17	9.487459	7.73	11.25485
10.79	8.063021	6.37	13.65777	5.55	15.67568	9.18	9.477124
	191.8747	6.68	13.02395	10.47	8.309456	6.57	13.24201
	10.65971	9.84	8.841463	5.13	16.95906	8.19	10.62271
	38.37494	11.35	7.665198	6.64	13.10241		248.9848
		7.37	11.80461	5.85	14.87179		12.44924
		6.96	12.5	7.59	11.46245		44.81727
		6.59	13.20182		274.8185		
			248.7578		11.94863		
			10.36491		43.01507		
			37.31367				

Lanjutan Tabel L.7. Data Kecepatan Arus Lalu Lintas

Pukul 11.30-11.45 WIB		Pukul 11.45-12.00 WIB	
Mobil	Sepeda motor	Mobil	Sepeda motor
9.73	8.941418	4.44	19.59459
5.87	14.82112	6.39	13.61502
5.66	15.37102	6.24	13.94231
9.47	9.186906	6.45	13.48837
9.64	9.024896	6.61	13.16188
10.32	8.430233	8.16	10.66176
12.37	7.033145	10.97	7.93072
9.65	9.015544	4.9	17.7551
9.12	9.539474	8.38	10.38186
5.21	16.69866	8.18	10.6357
9.72	8.950617	4.5	19.33333
7.44	11.69355	5.02	17.33068
9.9	8.787879	10.88	7.996324
7.55	11.52318	6.93	12.55411
7.2	12.08333	7.38	11.78862
7.14	12.18487	4.98	17.46988
6.99	12.44635	7.14	12.18487
7.29	11.93416	7.94	10.95718
8.29	10.49457	6.19	14.05493
8.72	9.977064	5.94	14.64646
6.09	14.28571	269.4837	
7.21	12.06657	13.47419	
11.39	7.638279	48.50707	
14.15	6.14841		
258.277			
10.76154			
38.74155			



Lanjutan Tabel L.7. Data Kecepatan Arus Lalu Lintas

Pukul 12.00-12.15 WIB				Pukul 12.15-12.30 WIB			
Mobil		Sepeda motor		Mobil		Sepeda motor	
11.8	7.372881	10.25	8.487805	7.37	11.80461	4.01	21.69576
8.35	10.41916	7.19	12.10014	8.14	10.68796	4.44	19.59459
8.04	10.8209	6.85	12.70073	6.56	13.2622	5.93	14.67116
10.22	8.51272	7.98	10.90226	6.73	12.92719	6.78	12.83186
6.22	13.98714	9.74	8.932238	9.41	9.245484	5.21	16.69866
6.02	14.45183	8.84	9.841629	11.71	7.429547	5.37	16.20112
9.54	9.119497	6.3	13.80952	9.09	9.570957	6.35	13.70079
10.57	8.230842	6.73	12.92719	5.38	16.171	6.34	13.7224
6.92	12.57225	4.99	17.43487	8.49	10.24735	4.52	19.24779
8.94	9.731544	4.88	17.82787	7.75	11.22581	8.09	10.75402
6.97	12.48207	9.58	9.08142	10.7	8.130841	7.33	11.86903
6.26	13.89776	4.39	19.81777	8.23	10.57108	5.02	17.33068
8.98	9.688196	5.32	16.35338	7.63	11.40236	6.34	13.7224
5.03	17.29622	5.91	14.72081	6.92	12.57225		202.0402
4.58	18.99563	6.95	12.51799	9.61	9.05307		15.54156
4.93	17.64706	7.88	11.04061	6.17	14.10049		55.94961
5.74	15.15679	4.39	19.81777		178.4022		
	210.3825	5.61	15.50802		11.15014		
	12.37544	5.61	15.50802		40.1405		
	44.55159	5.91	14.72081				
		6.01	14.47587				
		4.64	18.75				
		4.7	18.51064				
			325.7874				
			14.16467				
			50.9928				

Lanjutan Tabel L.7. Data Kecepatan Arus Lalu Lintas

Pukul 12.30-12.45 WIB				Pukul 12.45-13.00 WIB			
Mobil		Sepeda motor		Mobil		Sepeda motor	
5.49	15.84699	6.46	13.46749	7.57	11.49273	7.47	11.64659
10.74	8.100559	8.8	9.886364	8.39	10.36949	7.66	11.3577
5.95	14.62185	8.8	9.886364	8.13	10.70111	6.83	12.73792
5.25	16.57143	4.42	19.68326	7.73	11.25485	6.82	12.7566
7.95	10.9434	8.24	10.55825	6.46	13.46749	7.11	12.23629
7.97	10.91593	5.84	14.89726	9.26	9.395248	6.86	12.68222
6.42	13.5514	6.83	12.73792	11.05	7.873303	5.4	16.11111
9.44	9.216102	7.13	12.20196	7.83	11.11111	3.9	22.30769
9.96	8.73494	5.49	15.84699	12.22	7.119476	7.1	12.25352
5.74	15.15679	6.88	12.64535	8.66	10.04619	6.4	13.59375
6.07	14.33278	5.85	14.87179	6.07	14.33278	5.39	16.141
8.61	10.10453	5.79	15.02591	6.69	13.00448	6.86	12.68222
8.63	10.08111	4.5	19.33333	6.63	13.12217	10.21	8.521058
11.49	7.571802	10.3	8.446602	11.01	7.901907	8.56	10.16355
10.13	8.588351	5.98	14.54849	7.31	11.9015	6.72	12.94643
7.84	11.09694	8.04	10.8209	8.45	10.29586	5.13	16.95906
7.83	11.11111	5.36	16.23134	9.11	9.549945	5.53	15.73237
9.52	9.138655	5.07	17.15976	9.19	9.466812	5.39	16.141
	205.6847		248.2494	8.23	10.57108		246.9701
	11.42693		13.79163		202.9775		13.72056
	41.13694		49.64987		10.68303		49.39402
					38.4589		

Lanjutan Tabel L.7. Data Kecepatan Arus Lalu Lintas

Pukul 15.00-15.15 WIB				Pukul 15.15-15.30 WIB			
Mobil		Sepeda motor		Mobil		Sepeda motor	
6.55	13.28244	10.74	8.100559	9.6	9.0625	7.39	11.77267
7.15	12.16783	7.33	11.86903	5.78	15.0519	6.31	13.78764
9.78	8.895706	7.17	12.13389	6.74	12.90801	7.43	11.70929
5.45	15.9633	8.04	10.8209	6.09	14.28571	7.79	11.16816
8.17	10.64871	8.74	9.954233	6.55	13.28244	5.45	15.9633
6.79	12.81296	8.78	9.908884	5.58	15.5914	8.58	10.13986
5.39	16.141	5.66	15.37102	4.62	18.83117	5.6	15.53571
5.95	14.62185	6.8	12.79412	7.83	11.11111	7.12	12.2191
12.98	6.702619	5.77	15.07799	6.9	12.6087	6.33	13.74408
15.04	5.784574	8.51	10.22327	8.91	9.76431	8.06	10.79404
5.69	15.28998	5.17	16.82785	5.38	16.171	5.18	16.79537
8.19	10.62271	6.74	12.90801	4.37	19.90847	8.23	10.57108
7.68	11.32813	7.31	11.9015	7.94	10.95718	5.87	14.82112
7.92	10.98485	10.34	8.413926	4.94	17.61134	10.53	8.262108
7.99	10.88861	8.54	10.18735	4.97	17.50503	9.57	9.090909
8.06	10.79404	5.58	15.64748	5.86	14.84642	9.3	9.354839
10.1	8.613861	7.34	11.85286	6	14.5		195.7293
9.2	9.456522	7.6	11.44737	5.36	16.23134		12.23308
9.04	9.623894	7.73	11.25485	6.04	14.40397		44.03909
10.05	8.656716	6.73	12.92719	5.55	15.67568		
9.15	9.508197	10.09	8.622398		290.3077		
8.18	10.6357	6.83	12.73792		14.51538		
6.43	13.53033	7.1	12.25352		52.25538		
	256.9545		273.2361				
	11.67975		12.41982				
	42.04711		44.71137				

Lanjutan Tabel L.7. Data Kecepatan Arus Lalu Lintas

Pukul 15.30-15.45 WIB				Sabtu, 15.45-16.00 WIB			
Mobil		Sepeda motor		Mobil		Sepeda motor	
8.75	9.942857	6.6	13.18182	15.93	5.461394	10.71	8.123249
7.18	12.11699	5.59	15.56351	5.6	15.53571	6.44	13.50932
7.02	12.39316	5.43	16.0221	8.58	10.13986	7.98	10.90226
5.21	16.69866	6.31	13.78764	9.07	9.592062	6.08	14.30921
4.96	17.54032	7.39	11.77267	7.16	12.15084	9.22	9.436009
7.15	12.16783	5.27	16.50854	13.75	6.327273	5.73	15.18325
4.66	18.66953	6.14	14.16938	9.37	9.284952	7.28	11.95055
6.08	14.30921	8.68	10.02304	7.93	10.971	8.24	10.55825
7.37	11.80461	7.29	11.93416	14.01	6.20985	4.85	17.93814
6.6	13.18182	5.9	14.74576	11.9	7.310924	4.83	18.01242
5.66	15.37102	6.11	14.23895	9.19	9.466812	6.41	13.57254
9.74	8.932238	5.33	16.3227	8.75	9.942857	7.34	11.85286
7.17	12.13389	7.55	11.52318	9.35	9.304813	5.87	14.82112
6.64	13.10241	5.23	16.6348	11.38	7.644991	5.02	17.33068
5.85	14.87179	6.54	13.30275	9.35	9.304813	10.31	8.438409
7.59	11.46245	9.16	9.497817	10.11	8.605341	6.93	12.55411
12.77	6.812843	4.07	21.37592	13.46	6.463596	4.94	17.61134
9.2	9.456522	6.84	12.7193	8.95	9.72067	6.96	12.5
9.85	8.832487	5.67	15.34392	10.88	7.996324	8.67	10.0346
10.03	8.673978	6.05	14.38017	7.5	11.6	4.02	21.64179
9.76	8.913934	9.71	8.959835	7.12	12.2191	5.3	16.41509
9.07	9.592062	5.47	15.90494	12.89	6.749418	6.48	13.42593
12.51	6.954436	4.29	20.27972	8.99	9.677419	6.48	13.42593
10.68	8.146067	4.85	17.93814	11.96	7.274247	7.75	11.22581
12.71	6.845004	8.24	10.55825		218.9543		324.7729
	288.9261	7.24	12.01657		9.123094		13.5322
	11.55705	7.28	11.95055		32.84314		48.71593
	41.60536		380.6561				
			14.09837				
			50.75415				

Lanjutan Tabel L.7. Data Kecepatan Arus Lalu Lintas

Pukul 16.00-16.15 WIB				Pukul 16.15-16.30 WIB			
Mobil		Sepeda motor		Mobil		Sepeda motor	
5.24	16.60305	5.64	15.42553	11.03	7.887579	6.55	13.28244
8.22	10.58394	7.6	11.44737	11	7.909091	8.26	10.53269
5.8	15	6.81	12.77533	8.26	10.53269	5.37	16.20112
7.29	11.93416	6.27	13.8756	9.37	9.284952	6.11	14.23895
10.56	8.238636	5.76	15.10417	12.11	7.184145	6.13	14.1925
7.95	10.9434	6.82	12.7566	12.13	7.1723	7.97	10.91593
4.85	17.93814	4.75	18.31579	9.97	8.726179	6.69	13.00448
6.55	13.28244	7.36	11.82065	11.63	7.480653	7.4	11.75676
11.42	7.618214	7.85	11.0828	12.34	7.050243	8.34	10.43165
12.53	6.943336	6.24	13.94231	11.99	7.256047	6.37	13.65777
9.88	8.805668	5.86	14.84642	11.78	7.385399	7.34	11.85286
8.11	10.7275	5.79	15.02591	9.4	9.255319	7.5	11.6
10.09	8.622398	5.36	16.23134	10.32	8.430233	7.43	11.70929
11.018	7.89617	4.85	17.93814	10.5	8.285714	7.96	10.92965
12.25	7.102041	8.24	10.55825	9.45	9.206349	7.62	11.41732
8.87	9.808343	5.73	15.18325	10.38	8.381503	5.32	16.35338
11.54	7.538995	4.83	18.01242	11.61	7.49354	6.31	13.78764
12.45	6.987952	6.41	13.57254	9.44	9.216102	5.37	16.20112
9.14	9.5186	7.36	11.82065	10.34	8.413926	5.38	16.171
8.13	10.70111	5.87	14.82112	8.77	9.920182	5.62	15.48043
5.59	15.56351	7.33	11.86903	7.94	10.95718	6.96	12.5
9.19	9.466812	6.8	12.79412	10.4	8.365385	6.46	13.46749
8.12	10.71429	5.77	15.07799	9.37	9.284952	4.7	18.51064
5.7	15.26316	5.17	16.82785		195.0797	6.13	14.1925
9.51	9.148265		341.1252		8.481724		322.3876
5.24	16.60305		14.21355		30.53421		13.43282
	283.5532		51.16878				48.35814
	10.90589						
	39.26121						

Lanjutan Tabel L.7. Data Kecepatan Arus Lalu Lintas

Pukul 16.30-16.45 WIB				Pukul 16.45-17.00 WIB			
Mobil		Sepeda motor		Mobil		Sepeda motor	
7.69	11.31339	8.6	10.11628	11.77	7.391674	7.43	11.70929
8.38	10.38186	6.75	12.88889	10.84	8.02583	7.87	11.05464
6.87	12.66376	5.96	14.59732	8.91	9.76431	5.96	14.59732
10.58	8.223062	5.37	16.20112	9.78	8.895706	6.66	13.06306
10.39	8.373436	5.3	16.41509	8.73	9.965636	9.72	8.950617
9.38	9.275053	5.23	16.6348	8.81	9.875142	6.8	12.79412
8.6	10.11628	5.18	16.79537	8.87	9.808343	9.89	8.796764
8.74	9.954233	6.15	14.14634	8.82	9.863946	6.81	12.77533
8.7	10	6.11	14.23895	7.78	11.18252	6.9	12.6087
9.46	9.196617	5.14	16.92607	7.86	11.0687	5.66	15.37102
10.47	8.309456	6.57	13.24201	9.79	8.886619	7.71	11.28405
7.48	11.63102	5.5	15.81818	9.84	8.841463	5.82	14.94845
7.49	11.61549	5.45	15.9633	8.85	9.830508	6.92	12.57225
6.1	14.2623	5.97	14.57286	8.89	9.786277	8.85	9.830508
8.64	10.06944	6.75	12.88889	9.07	9.592062	8.76	9.931507
7.52	11.56915	5.14	16.92607	8.03	10.83437	6.76	12.86982
10.53	8.262108	6.38	13.63636	7.96	10.92965		193.1574
7.54	11.53846	7.96	10.92965	9.94	8.752515		12.07234
7.55	11.52318	5.08	17.12598	7.94	10.95718		43.46043
13.56	6.415929		280.0635		184.2524		
8.57	10.15169		14.74019		10.23625		
7.58	11.47757		53.06467		36.85049		
7.59	11.46245						
7.6	11.44737						
7.61	11.43233						
7.62	11.41732						
10.63	8.184384						
	280.2673						
	10.38027						
	37.36898						

Lanjutan Tabel L.7. Data Kecepatan Arus Lalu Lintas, Sabtu

Pukul 17.00-17.15 WIB				Pukul 17.15-17.30 WIB			
Mobil		Sepeda motor		Mobil		Sepeda motor	
7.06	12.32295	9.73	8.941418	10.73	8.108108	8.79	9.897611
10.61	8.199811	9.86	8.823529	10.76	8.085502	8.86	9.819413
9.47	9.186906	7.87	11.05464	9.97	8.726179	6.91	12.59045
7.63	11.40236	6.28	13.8535	8.91	9.76431	6.74	12.90801
9.73	8.941418	7.35	11.83673	11.93	7.29254	7.68	11.32813
8.63	10.08111	6.22	13.98714	7.96	10.92965	5.82	14.94845
9.88	8.987603	7.97	10.91593	7.83	11.11111	6.73	12.92719
10.63	8.184384	8.88	9.797297	8.83	9.852775	8.82	9.863946
8.09	10.75402	8.71	9.988519	13.91	6.254493	7.95	10.9434
6.69	13.00448	8.01	10.86142	9.84	8.841463	7.02	12.39316
7.67	11.34289	5.84	14.89726	9.91	8.779011	6.96	12.5
12.64	6.882911	5.15	16.8932	8.85	9.830508	6.02	14.45183
7.19	12.10014	4.63	18.7905	8.09	10.75402	7.1	12.25352
11.37	7.651715	7.63	11.40236	8.12	10.71429	6.86	12.68222
11.29	7.705934	7.94	10.95718	10.07	8.639523	7.92	10.98485
7.69	11.31339	7.31	11.9015	9.37	9.284952	4.13	21.06538
6.97	12.48207	9.66	9.006211	10.37	8.389585	5.63	15.45293
10.33	8.422072	8.02	10.84788	10.68	8.146067	5.18	16.79537
10.85	8.018433	8.02	10.84788		163.5041	5.39	16.141
	186.9846	4.69	18.55011		9.08356	6.49	13.40524
	9.841295	5.7	15.26316		32.70082		263.3521
	35.42866		259.4174				13.1676
			12.35321				47.40338
			44.47155				

Lanjutan Tabel L.7. Data Kecepatan Arus Lalu Lintas

Pukul 19.00-19.15 WIB				Pukul 19.15-19.30 WIB			
Mobil		Sepeda motor		Mobil		Sepeda motor	
10.37	8.389585	9.68	8.987603	6.29	13.83148	5.95	14.62185
11.35	7.665198	7.48	11.63102	9.94	8.752515	6.89	12.627
10.36	8.397683	5.8	15	6.71	12.96572	6.28	13.8535
9.43	9.225875	6.6	13.18182	8.12	10.71429	6.23	13.96469
9.47	9.186906	6.53	13.32312	8.02	10.84788	8.23	10.57108
9.33	9.324759	5.22	16.66667	7.69	11.31339	5.76	15.10417
9.38	9.275053	6.65	13.08271	12.53	6.943336	7.03	12.37553
9.42	9.235669	7.2	12.08333	6.64	13.10241	6.97	12.48207
9.45	9.206349	6.3	13.80952	9.06	9.602649	7.36	11.82065
8.81	9.875142	8.38	10.38186	4.68	18.58974	7.64	11.38743
7.09	12.2708	6.94	12.53602	6.29	13.83148	5.02	17.33068
8.82	9.863946	5.78	15.0519	8.92	9.753363	7.62	11.41732
6.06	14.35644	6.13	14.1925	7.3	11.91781	6.19	14.05493
10.75	8.093023	6.83	12.73792	9.08	9.581498	9.12	9.539474
8.92	9.753363	6.89	12.627	10.64	8.176692	7.14	12.18487
8.86	9.819413	5.89	14.7708	10.93	7.959744	5.34	16.29213
7.85	11.0828	5.65	15.39823	10.81	8.048104	7.69	11.31339
11.32	7.685512	5.07	17.15976	6.71	12.96572		220.9408
7.8	11.15385	5.14	16.92607	5.58	15.5914		12.99652
10.87	8.00368	6.03	14.42786	10.48	8.301527		46.78746
7.83	11.11111	5.71	15.23643	6.15	14.14634		
8.85	9.830508		289.2121	7.69	11.31339		
9.8	8.877551		13.77201	5.68	15.3169		
	221.6842		49.57922	7.94	10.95718		
	9.638444				274.5246		
	34.6984				10.98098		
					39.53154		

Lanjutan Tabel L.7. Data Kecepatan Arus Lalu Lintas

Pukul 19.30-19.45 WIB				Pukul 19.45-20.00 WIB			
Mobil		Sepeda motor		Mobil		Sepeda motor	
8.04	10.8209	5.88	14.79592	7.85	11.0828	7.04	12.35795
7.13	12.20196	5.66	15.37102	9.64	9.024896	6.05	14.38017
7.03	12.37553	7.69	11.31339	7.89	11.02662	8.09	10.75402
6.95	12.51799	5.98	14.54849	11.99	7.256047	5.98	14.54849
8.71	9.988519	6.03	14.42786	7.86	11.0687	8.67	10.0346
7.8	11.15385	9.68	8.987603	11.08	7.851986	4.62	18.83117
7.87	11.05464	7.64	11.38743	11.46	7.591623	5.59	15.56351
8.78	9.908884	5.82	14.94845	7.6	11.44737	5.54	15.70397
7.62	11.41732	6.87	12.66376	10.75	8.093023	8.03	10.83437
8.65	10.0578	7.75	11.22581	8.84	9.841629	5.78	15.0519
10.36	8.397683	5.68	15.3169	8.9	9.775281	5.83	14.92281
13.47	6.458797	8.76	9.931507	10.81	8.048104	7.87	11.05464
9.54	9.119497	5.86	14.84642	8.72	9.977064	8.77	9.920182
11.39	7.638279	5.91	14.72081	8.73	9.965636	7.11	12.23629
13.78	6.313498	6.75	12.88889	9.82	8.85947	6.77	12.85081
9.7	8.969072	5.71	15.23643	8.77	9.920182	6.01	14.47587
6.89	12.627	8.66	10.04619	7.3	11.91781	7.93	10.971
7.76	11.21134	8.76	9.931507	12.73	6.83425	5	17.4
7.82	11.12532	6.84	12.7193	8.65	10.0578	6.86	12.68222
8.03	10.83437	5.33	16.3227	9.44	9.216102	5.72	15.20979
8.1	10.74074		261.6304		188.8564		269.7838
7.93	10.971		13.08152		9.44282		13.48919
8.05	10.80745		47.09347		33.99415		48.56108
8.94	9.731544						
	246.443						
	10.26846						
	36.96645						

Lanjutan Tabel L.7. Data Kecepatan Arus Lalu Lintas

Pukul 20.00-20.15 WIB				Pukul 20.15-20.30 WIB			
Mobil		Sepeda motor		Mobil		Sepeda motor	
7.73	11.25485	5.84	14.89726	5.74	15.15679	7.23	12.0332
10.66	8.161351	4.99	17.43487	8.09	10.75402	10.99	7.916288
8.61	10.10453	6.33	13.74408	10.18	8.546169	6.28	13.8535
9.66	9.006211	5.96	14.59732	6.69	13.00448	5.77	15.07799
5.96	14.59732	7.13	12.20196	6.77	12.85081	6.81	12.77533
8.77	9.920182	6.37	13.65777	10.66	8.161351	6.27	13.8756
11.49	7.571802	6.61	13.16188	9.39	9.265176	5.76	15.10417
7.78	11.18252	6.93	12.55411	9.75	8.923077	9.59	9.07195
9.07	9.592062	5	17.4	8.89	9.786277	9.82	8.85947
7.9	11.01266	5.92	14.69595	7.64	11.38743	6.79	12.81296
8.7	10	5.58	15.5914	10.44	8.333333	6.37	13.65777
7.73	11.25485	6.73	12.92719	13.26	6.561086	4.56	19.07895
8.57	10.15169	6.36	13.67925	8.19	10.62271	5.31	16.38418
8.72	9.977064	5.16	16.86047	8.75	9.942857	10.33	8.422072
9.83	8.850458	6.84	12.7193	7.04	12.35795	6.6	13.18182
8.86	9.819413	5.75	15.13043	4.28	20.42254	6.51	13.36406
8.75	9.942857	7.64	11.38743	5.52	15.76087	4.93	17.64706
10	8.7	6.71	12.96572		191.8369		223.1164
8.83	9.852775	6.61	13.16188		11.28453		13.12449
7.88	11.04061		268.7683		40.62429		47.24817
	201.9932		14.1457				
	10.09966		50.92451				
	36.35878						

Tabel L.8. Data Kecepatan Arus Lalu Lintas

Pukul 10.00-10.15 WIB				Pukul 10.15-10.30 WIB			
Mobil		Sepeda motor		Mobil		Sepeda motor	
11.85	7.341772	6.46	13.46749	5.49	15.84699	6.46	13.46749
9.36	9.294872	4.42	19.68326	10.74	8.100559	8.8	9.886364
8.36	10.4067	8.24	10.55825	5.95	14.62185	8.8	9.886364
10.22	8.51272	5.86	14.84642	5.25	16.57143	4.42	19.68326
6.36	13.67925	6.38	13.63636	7.95	10.9434	8.24	10.55825
9.56	9.100418	7.31	11.9015	7.97	10.91593	5.84	14.89726
10.56	8.238636	5.94	14.64646	6.42	13.5514	6.83	12.73792
6.92	12.57225	6.6	13.18182	9.44	9.216102	7.13	12.20196
8.69	10.01151	5.59	15.56351	9.96	8.73494	5.49	15.84699
6.97	12.48207	5.57	15.61939	5.74	15.15679	6.88	12.64535
8.26	10.53269	7.96	10.92965	7.57	11.49273	7.47	11.64659
8.67	10.0346	4.35	20	8.39	10.36949	7.66	11.3577
5.3	16.41509	5.67	15.34392	8.13	10.70111	6.83	12.73792
4.96	17.54032	8.61	10.10453	7.73	11.25485	6.82	12.7566
4.93	17.64706	5.36	16.23134	6.46	13.46749	7.11	12.23629
5.78	15.0519	5.76	15.10417	9.26	9.395248	6.86	12.68222
7.36	11.82065	7.33	11.86903	11.05	7.873303	5.4	16.11111
8.15	10.67485	7.07	12.30552	7.83	11.11111	3.9	22.30769
6.73	12.92719	5.36	16.23134	12.22	7.119476	7.1	12.25352
9.41	9.245484	4.96	17.54032	8.66	10.04619	6.4	13.59375
9.05	9.61326	5.17	16.82785	6.07	14.33278	5.39	16.141
5.39	16.141		305.5921	6.69	13.00448	6.86	12.68222
10.46	8.3174		14.55201	6.63	13.12217	10.21	8.521058
8.23	10.57108		52.38722		266.9498		306.8389
	278.1728				11.60651		13.34082
	11.59053				41.78345		48.02695
	41.72592						

Lanjutan Tabel L.8. Data Kecepatan Arus Lalu Lintas

Pukul 10.30-10.45 WIB				Pukul 10.45-11.00 WIB			
Mobil		Sepeda motor		Mobil		Sepeda motor	
9.6	9.0625	6.83	12.73792	7.63	11.40236	7.1	12.25352
4.62	18.83117	8.02	10.84788	12.78	6.807512	7.8	11.15385
7.83	11.11111	5.4	16.11111	9.8	8.877551	6.77	12.85081
6.93	12.55411	6.3	13.80952	10.25	8.487805	7.33	11.86903
8.91	9.76431	5.93	14.67116	11.95	7.280335	5.68	15.3169
8.37	10.39427	5.35	16.26168	11.02	7.894737	6.79	12.81296
10.37	8.389585	5.93	14.67116	11.55	7.532468	5.46	15.93407
8.94	9.731544	4.56	19.07895	8.01	10.86142	4.29	20.27972
9.36	9.294872	9.21	9.448254	7.49	11.61549	6.45	13.48837
9.02	9.645233	5.65	15.39823	9.8	8.877551	5.36	16.23134
8.36	10.4067	7.65	11.37255	10.25	8.487805	7.26	11.98347
9.04	9.623894	5.72	15.20979	10.36	8.397683	8.22	10.58394
8.55	10.17544	6.13	14.1925	9.03	9.634551	7.45	11.67785
9.74	8.932238	4.11	21.16788	8.96	9.709821	4.32	20.13889
9.78	8.895706	8.52	10.21127	12.45	6.987952	8.26	10.53269
8.74	9.954233	4.83	18.01242	13.59	6.401766	8.25	10.54545
12.36	7.038835	6.31	13.78764	10.46	8.3174	7.26	11.98347
10.74	8.100559	5.79	15.02591	10.88	7.996324	8.22	10.58394
9.48	9.177215	6.58	13.22188	7.58	11.47757	7.45	11.67785
10.37	8.389585	7.12	12.2191	9.46	9.196617	10.26	8.479532
9.39	9.265176	6.41	13.57254	7.35	11.83673	8.69	10.01151
8.96	9.709821	5.02	17.33068		188.0815	6.32	13.76582
9.83	8.850458	5.31	16.38418		8.95626	8.25	10.54545
9	9.666667		334.7422		32.24253		294.7005
	236.9652		14.55401				12.81306
	9.873581		52.39443				46.12703
	35.54478						

Lanjutan Tabel L.8. Data Kecepatan Arus Lalu Lintas

Pukul 11.00-11.15 WIB				Pukul 11.15-11.30 WIB			
Mobil		Sepeda motor		Mobil		Sepeda motor	
8.39	10.36949	5.51	15.78947	7.97	10.91593	5.47	15.90494
9.79	8.886619	5.65	15.39823	8.59	10.12806	6.24	13.94231
7.64	11.38743	5.87	14.82112	9.49	9.167545	5.83	14.92281
10.43	8.341323	7.87	11.05464	8.39	10.36949	8.45	10.29586
6.38	13.63636	6.28	13.8535	9	9.686667	6.47	13.44668
6.93	12.55411	5.84	14.89726	12.03	7.23192	7.19	12.10014
7.92	10.98485	5.15	16.8932	8.02	10.84788	5.65	15.39823
9.19	9.466812	7.62	11.41732	9.12	9.539474	5.11	17.02544
8.56	10.16355	6.63	13.12217	11.47	7.585004	6.41	13.57254
8.12	10.71429	8.69	10.01151	9.91	8.779011	6.23	13.96469
10.51	8.277831	7.59	11.46245	10.64	8.176692	7.39	11.77267
12.37	7.033145	6.14	14.16938	8.41	10.34483	7.45	11.67785
5.42	16.05166	10.22	8.51272	6.68	13.02395	6.4	13.59375
8.19	10.62271	7.98	10.90226	8.29	10.49457	5.93	14.67116
9.55	9.109948	8.97	9.698997	7.55	11.52318	6.23	13.96469
8.31	10.46931	5.85	14.87179	8.49	10.24735	5.46	15.93407
9.79	8.886619	6.09	14.28571	9.76	8.913934	7.34	11.85286
8.64	10.06944	8.91	9.76431	8.09	10.75402	6	14.5
9.64	9.024896	9.1	9.56044	8.49	10.24735		248.5407
9.36	9.294872	5.03	17.29622	8.29	10.49457		13.80782
10.46	8.3174	6.07	14.33278	11.39	7.638279		49.70814
11.36	7.658451	6.05	14.38017	12.15	7.160494		
12.59	6.910246		286.4957		213.2502		
	228.2314		13.02253		9.693191		
	9.923103		46.88111		34.89549		
	35.72317						

Lanjutan Tabel L.8. Data Kecepatan Arus Lalu Lintas

Pukul 11.30-11.45 WIB				Pukul 11.45-12.00 WIB			
Mobil		Sepeda motor		Mobil		Sepeda motor	
9.03	9.634551	4.88	17.82787	12.73	6.83425	7.75	11.22581
12.78	6.807512	5.32	16.35338	9.56	9.100418	6.25	13.92
9.58	9.08142	5.69	15.28998	9.21	9.446254	6.47	13.44668
9.7	8.969072	4.39	19.81777	5.13	16.95906	7.35	11.83673
12.15	7.160494	5.16	16.86047	9.27	9.385113	5.53	15.73237
10.86	8.01105	5.96	14.59732	7.46	11.6622	5.39	16.141
11.74	7.410562	5.91	14.72081	9.09	9.570957	6.4	13.59375
9.06	9.602649	5.84	14.89726	7.59	11.46245	5.46	15.93407
10.75	8.093023	6.65	13.08271	8.27	10.51995	6.33	13.74408
8.7	10	6.98	12.46418	8.75	9.942857	5.78	15.0519
10.63	8.184384	7.96	10.92965	10.56	8.238636	7.56	11.50794
9.61	9.05307	6.74	12.90801	9.45	9.206349	7.6	11.44737
10.92	7.967033	8.84	9.841629	8.49	10.24735	6.08	14.30921
8.98	9.688196	4.91	17.71894	10.56	8.238636	5.95	14.62185
9.08	9.581498	5.97	14.57286	12.25	7.102041	6.34	13.7224
10.12	8.596838	5.91	14.72081	10.66	8.161351	5.88	14.79592
13.21	6.58592		236.6037	12.51	6.954436	7.36	11.82065
8.29	10.49457		14.78773	8.69	10.01151	4.36	19.95413
	154.9218		53.23582	12.66	6.872038	6.07	14.33278
	8.606769			8.13	10.70111	7.47	11.64659
	30.98437				190.617		278.7852
					9.530848		13.93926
					34.31105		50.18134

Lanjutan Tabel L.8. Data Kecepatan Arus Lalu Lintas

Pukul 12.00-12.15 WIB				Pukul 12.15-12.30 WIB			
Mobil		Sepeda motor		Mobil		Sepeda motor	
11.24	7.740214	5.1	17.05882	7.09	12.2708	6.96	12.5
11.53	7.545533	5.69	15.28998	9.59	9.07195	5.07	17.15976
10.69	8.138447	6.85	12.70073	7.5	11.6	5.96	14.59732
10.92	7.967033	6.36	13.67925	10.02	8.682635	6.43	13.53033
8.44	10.30806	5.64	15.42553	10.56	8.238636	5.54	15.70397
10.38	8.381503	7.34	11.85286	12.13	7.1723	9.68	8.987603
11.63	7.480653	6.12	14.21569	13.76	6.322674	6.29	13.83148
9.83	8.850458	7.67	11.34289	10.66	8.161351	7.7	11.2987
11.84	7.347973	6.69	13.00448	9.28	9.375	8.25	10.54545
11.21	7.760928	7.37	11.80461	7.36	11.82065	8.59	10.12806
7.36	11.82065	4.94	17.61134	10.75	8.093023	4.63	18.7905
11.32	7.685512	6.39	13.61502	7.3	11.91781	6.15	14.14634
13.51	6.439674	5.4	16.11111	8.84	9.841629	5.69	15.28998
9.55	9.109948	6.86	12.68222	9.96	8.73494	7.2	12.08333
10.44	8.333333	7.11	12.23629	10.22	8.51272	7.32	11.88525
10.07	8.639523	5.3	16.41509	8.09	10.75402	6.99	12.44635
9.03	9.634551	4.93	17.64706	11.94	7.286432	5.24	16.60305
10.24	8.496094	5.15	16.8932	7.79	11.16816	5.34	16.29213
9.63	9.034268	7.94	10.95718	10.06	8.648111	5.54	15.70397
10.51	8.277831	7.62	11.41732	9.53	9.129066	7.5	11.6
	168.9922	5.63	15.45293	8.55	10.17544	6.38	13.63636
	8.449609	5.64	15.42553	8.55	10.17544	5.28	16.47727
	30.41859	6.23	13.96469	11.03	7.887579	6.71	12.96572
		6.59	13.20182	11	7.909091	6.62	13.14199
		6.13	14.1925		222.9495	6.99	12.44635
		6.58	13.22188		9.289561		341.7913
		6.37	13.65777		33.44242		13.67165
			381.0778				49.21795
			14.11399				
			50.81037				

Lanjutan Tabel L.8. Data Kecepatan Arus Lalu Lintas

Pukul 12.30-12.45 WIB				Pukul 12.45-13.00 WIB			
Mobil		Sepeda motor		Mobil		Sepeda motor	
9.76	8.913934	7.12	12.2191	9.57	9.090909	4.95	17.57576
12.31	7.067425	7.16	12.15084	6.62	13.14199	5.67	15.34392
12.51	6.954436	8.75	9.942857	8.59	10.12806	5.78	15.0519
13.95	6.236559	7.89	11.02662	7.97	10.91593	5.75	15.13043
11.97	7.26817	6.95	12.51799	8.54	10.18735	5.33	16.3227
9.75	8.923077	8.11	10.7275	9.74	8.932238	5.29	16.44612
7.58	11.47757	7.88	11.04061	7.84	11.09694	6.87	12.66376
8.7	10	5.08	17.12598	5.74	15.15679	6.74	12.90801
8.65	10.0578	6.52	13.34356	9.59	9.07195	5.91	14.72081
9.66	9.006211	9.68	8.987603	8.62	10.09281	5.84	14.89726
7.37	11.80461	6.3	13.80952	7.63	11.40236	6.88	12.64535
6.35	13.70079	6.38	13.63636	7.78	11.18252	5.34	16.29213
9.38	9.275053	6.94	12.53602	8.51	10.22327	5.54	15.70397
9.43	9.225875	8.75	9.942857	6.54	13.30275	6.47	13.44668
9.47	9.186906	6.22	13.98714	9.54	9.119497	5.16	16.86047
7.77	11.19691	7.48	11.63102	8.73	9.965636	7.83	11.11111
7.69	11.31339	5.8	15	9.66	9.006211	6.79	12.81296
7.65	11.37255	6.6	13.18182	8.84	9.841629	7.03	12.37553
6.93	12.55411	6.53	13.32312	9.65	9.015544	5.06	17.19368
8.37	10.39427	5.22	16.66667	8.69	10.01151	6.75	12.88889
9.32	9.334764	6.65	13.08271	6.81	12.77533	6.87	12.66376
7.32	11.88525	6.2	14.03226	10.36	8.397683		305.0552
	217.1497		279.9121	10.79	8.063021		14.52644
	9.870439		12.72328	11.69	7.442258		52.29518
	35.53358		45.80381		247.5642		
					10.31517		
					37.13463		

Lanjutan Tabel L.8. Data Kecepatan Arus Lalu Lintas

Pukul 15.00-15.15 WIB				Pukul 15.15-15.30 WIB			
Mobil		Sepeda motor		Mobil		Sepeda motor	
7.69	11.31339	7.39	11.77267	10.85	8.018433	8.39	10.36949
12.83	6.780982	7.23	12.0332	9.82	8.85947	8	10.875
9.16	9.497817	5.34	16.29213	8.17	10.64871	9.94	8.752515
10.25	8.487805	7.69	11.31339	10.25	8.487805	6.32	13.76582
11.36	7.658451	5.64	15.42553	11.72	7.423208	5.34	16.29213
8.63	10.08111	4.96	17.54032	13.35	6.516854	6.24	13.94231
9.46	9.196617	8.12	10.71429	8.7	10	8.92	9.753363
8.36	10.4067	7.23	12.0332	8.49	10.24735	6.64	13.10241
11.42	7.618214	9.45	9.206349	7.42	11.72507	5.05	17.22772
8.36	10.4067	4.36	19.95413	6.39	13.61502	4.34	20.04608
6.48	13.42593	5.68	15.3169	10.66	8.161351	5.88	14.79592
11.48	7.578397	9.01	9.655938	11.08	7.851986	6.13	14.1925
10.48	8.3174	7.36	11.82065	9.44	9.216102	5.76	15.10417
13.64	6.378299	8.03	10.83437	9.06	9.602649	5.96	14.59732
11.65	7.467811	6.89	12.627	9.98	8.717435	6.43	13.53033
7.18	12.11699	5.78	15.0519	10.67	8.153702	5.86	14.84642
6.12	14.21569	7.63	11.40236	13.58	6.40648	6.17	14.10049
9.18	9.477124	8.42	10.33254	8.46	10.28369	4.56	19.07895
10.67	8.153702	4.32	20.13889	8.49	10.24735	7.99	10.88861
9.46	9.196617	8.26	10.53269	9.57	9.090909		265.2615
10.58	8.223062	6.48	13.42593	7.69	11.31339		13.96113
11.96	7.274247	7.69	11.31339	9.46	9.196617		50.26008
7.23	12.0332	5.75	15.13043	10.87	8.00368		
	215.3062		303.8882	13.58	6.40648		
	9.361141		13.21166		218.1937		
	33.70011		47.56198		9.091406		
					32.72906		

Lanjutan Tabel L.8. Data Kecepatan Arus Lalu Lintas

Pukul 15.30-15.45 WIB				Sabtu, 15.45-16.00 WIB			
Mobil		Sepeda motor		Mobil		Sepeda motor	
10.28	8.463035	8.85	9.830508	11.61	7.49354	7.74	11.24031
11.29	7.705934	7.72	11.26943	5.67	15.34392	8.16	10.66176
11.46	7.591623	4.32	20.13889	7.18	12.11699	8.34	10.43165
10.44	8.333333	8.26	10.53269	8.68	10.02304	6.56	13.2622
13.17	6.605923	10.06	8.648111	7.67	11.34289	5.25	16.57143
11.44	7.604895	9.89	8.796764	11.22	7.754011	11.48	7.578397
12.23	7.113655	4.92	17.68293	9.59	9.07195	6.39	13.61502
10.36	8.397683	6.67	13.04348	10.66	8.161351	7.26	11.98347
10.46	8.3174	7.66	11.3577	7.96	10.92965	6.33	13.74408
8.88	9.797297	6.57	13.24201	13.56	6.415929	6.28	13.8535
8.03	10.83437	9.41	9.245484	12.37	7.033145	6.99	12.44635
10.97	7.93072	6.77	12.85081	10.96	7.937956	7.01	12.41084
10.44	8.333333	8.62	10.09281	12.17	7.148726	7.15	12.16783
12.33	7.055961	7.13	12.20196	11.69	7.442258	7.49	11.61549
13.24	6.570997	6.9	12.6087	13.47	6.458797		171.5823
11.49	7.571802		181.5423	11.88	7.323232		12.25588
10.67	8.153702		12.10282	13.04	6.671779		44.12117
10.96	7.937956		43.57014	11.66	7.461407		
	144.3196			10.11	8.605341		
	8.017757				164.7359		
	28.86392				8.670311		
					31.21312		

Lanjutan Tabel L.8. Data Kecepatan Arus Lalu Lintas

Pukul 16.00-16.15 WIB				Pukul 16.15-16.30 WIB			
Mobil		Sepeda motor		Mobil		Sepeda motor	
9.18	9.477124	7.51	11.58455	4.33	20.09238	8.85	9.830508
12.8	6.796875	6.04	14.40397	10.2	8.529412	7.47	11.64659
12.78	6.807512	8.7	10	14.29	6.088174	8.65	10.0578
9.38	9.275053	6.15	14.14634	8.91	9.76431	7.49	11.61549
11.47	7.585004	5.88	14.79592	10.73	8.108108	6.5	13.38462
8.3	10.48193	4.86	17.90123	14.14	6.152758	6.01	14.47587
11.28	7.712766	9.87	8.81459	9.39	9.265176	5.83	14.92281
8.75	9.942857	6.57	13.24201	8.6	10.11628	9.5	9.157895
11.02	7.894737	8.1	10.74074	6.11	14.23895	11.28	7.712766
12.25	7.102041	5.71	15.23643	9.64	9.024896	7.34	11.85286
11.53	7.545533	6.52	13.34356	14.21	6.122449	6.39	13.61502
11.63	7.480653	9.01	9.655938	12.27	7.090465	9.39	9.265176
6.16	14.12338	5.13	16.95906	11.77	7.391674	6.34	13.7224
12.07	7.207954	5.44	15.99265	11.95	7.280335	9.33	9.324759
12.04	7.225914	6.47	13.44668	10.84	8.02583	10.24	8.496094
10.56	8.238636	5.63	15.45293	11.05	7.873303	9.13	9.529025
10.48	8.301527	4.9	17.7551	9.02	9.645233	7.34	11.85286
14.86	5.854643	5.44	15.99265	12.15	7.160494	8.03	10.83437
8.46	10.28369	5.86	14.84642	10.36	8.397683	8.15	10.67485
8.67	10.0346	6.47	13.44668	11.01	7.901907	8.69	10.01151
9.34	9.314775	7.09	12.2708	9.46	9.196617		221.9833
10.67	8.153702		290.0283	9.87	8.81459		11.09916
10.51	8.277831		13.81087	10.69	8.138447		39.95699
	195.1187		49.71913		204.4195		
	8.483423				8.887803		
	30.54032				31.99609		

Lanjutan Tabel L.8. Data Kecepatan Arus Lalu Lintas

Pukul 16.30-16.45 WIB				Pukul 16.45-17.00 WIB			
Mobil		Sepeda motor		Mobil		Sepeda motor	
10.36	8.397683	8.92	9.753363	9.87	8.81459	10.61	8.199811
9.8	8.877551	6.96	12.5	8.54	10.18735	8.23	10.57108
10.12	8.596838	6.97	12.48207	15.96	5.451128	5.26	16.53992
11.46	7.591623	9.03	9.634551	8.85	9.830508	9.81	8.868502
17.19	5.061082	10.9	7.981651	9.51	9.148265	9.51	9.148265
15.88	5.478589	9.08	9.581498	8.81	9.875142	8.67	10.0346
10.69	8.138447	8.98	9.688196	7.47	11.64659	6.72	12.94643
11.32	7.685512	7.18	12.11699	11.23	7.747106	9.03	9.634551
12.85	6.770428	6.82	12.7566	8.21	10.59683	6.36	13.67925
	66.59775	5.32	16.35338	18.55	4.690027	7.28	11.95055
	7.39975	4.35	20	7.3	11.91781	10.51	8.277831
	26.6391	5.26	16.53992	7.25	12	6.81	12.77533
		8.26	10.53269	11.56	7.525952	5.43	16.0221
		4.96	17.54032	7.34	11.85286	8.29	10.49457
		8.76	9.931507	8.44	10.30806	12.74	6.828885
		7.43	11.70929	9	9.666667	6.84	12.7193
			199.102	14.35	6.062718	5.43	16.0221
			12.44388	11.15	7.802691	5.96	14.59732
			44.79796	14.03	6.200998	6.75	12.88889
				12.13	7.1723		222.1993
					178.4976		11.6947
					8.924879		42.10092
					32.12957		

Lanjutan Tabel L.8. Data Kecepatan Arus Lalu Lintas

Pukul 17.00-17.15 WIB				Pukul 17.15-17.30 WIB			
Mobil		Sepeda motor		Mobil		Sepeda motor	
8.15	10.67485	5.83	14.92281	13.01	6.687164	9.21	9.446254
7.96	10.92965	8.58	10.13986	8.92	9.753363	8.53	10.1993
10.26	8.479532	7.27	11.96699	11.86	7.335582	8.37	10.39427
12.96	6.712963	7.94	10.95718	15.48	5.620155	8.35	10.41916
12.45	6.987952	11.83	7.354184	11.32	7.685512	5.29	16.44812
10.76	8.085502	14.72	5.910326	14.01	6.20985	8.93	9.742441
7.1	12.25352	7.23	12.0332	7.56	11.50794	9.09	9.570957
12.56	6.926752	9.23	9.425785	9.1	9.56044	8.03	10.83437
8.01	10.86142	10.58	8.223062	7.62	11.41732	8.12	10.71429
14.16	6.144068	7.71	11.28405	6.84	12.7193	7.58	11.47757
12.05	7.219917	11.84	7.347973	9.32	9.334764	11.39	7.638279
12.08	7.201987	7.84	11.09694	5.26	16.53992	4.69	18.55011
11.86	7.335582	9.71	8.959835	12.25	7.102041	7.54	11.53846
12.48	6.971154	10.02	8.682635	9.15	9.508197	8.26	10.53269
10.02	8.682635	7.93	10.971	8.16	10.66176	10.99	7.916288
13.39	6.497386	8.76	9.931507	6.7	12.98507	8.52	10.21127
	131.9649	8.77	9.920182	10.31	8.438409	10.02	8.682635
	8.247804	6.52	13.34356	14.83	5.866487	6.66	13.06306
	29.6921	8.33	10.44418	8.35	10.41916	11.38	7.644991
		8.04	10.8209	9.46	9.196617	12.09	7.19603
		7.53	11.55378	9.48	9.177215		212.2185
		9.03	9.634551	10.36	8.397683		10.61093
		9.68	8.987603	10.49	8.293613		38.19934
		5.41	16.08133		214.4176		
		7.49	11.61549		9.322503		
			261.6089		33.56101		
			10.46436				
			37.67168				

Lanjutan Tabel L.8. Data Kecepatan Arus Lalu Lintas

Pukul 19.00-19.15 WIB				Pukul 19.15-19.30 WIB			
Mobil		Sepeda motor		Mobil		Sepeda motor	
9.25	9.405405	9.64	9.024896	7.86	11.0687	6.32	13.76582
9.15	9.508197	8.46	10.28369	10.17	8.554572	8.52	10.21127
8.16	10.66176	7.77	11.19691	7.05	12.34043	9.41	9.245484
6.7	12.98507	8.24	10.55825	11.42	7.618214	11.04	7.880435
10.31	8.438409	6.29	13.83148	15.05	5.780731	9.32	9.334764
12.83	6.780982	5.26	16.53992	9.3	9.354839	8.13	10.70111
9.35	9.304813	8.29	10.49457	10.28	8.463035	8.15	10.67485
9.12	9.539474	7.8	11.15385	10.16	8.562992	8.58	10.13986
7.63	11.40236	7.1	12.25352	11.33	7.678729	11.05	7.873303
12.78	6.807512	7.8	11.15385	7.69	11.31339	7.34	11.85286
9.8	8.877551	8.25	10.54545	7.25	12	8.69	10.01151
10.25	8.487805	7.26	11.98347	8.97	9.698997	10.07	8.639523
11.95	7.280335	8.22	10.58394	11.46	7.591623	6.57	13.24201
11.02	7.894737	7.45	11.67785	13.23	6.575964	9.4	9.255319
11.55	7.532468	10.26	8.479532	7.16	12.15084	8.28	10.50725
8.01	10.86142	8.69	10.01151	9.76	8.913934	5.37	16.20112
7.49	11.61549	6.32	13.76582	13.39	6.497386	5.91	14.72081
6.73	12.92719	8.52	10.21127	8.65	10.0578	6.1	14.2623
7.68	11.32813	9.1	9.56044	10.16	8.562992	6.18	14.07767
9.18	9.477124	5.06	17.19368	12.73	6.83425	5.19	16.76301
12.22	7.119476	9.32	9.334764	10.78	8.070501	4.36	19.95413
12.03	7.23192	8.15	10.67485	9.08	9.581498	6.31	13.78764
9.53	9.129066		250.5135	8.96	9.709821	5.89	14.7708
12.41	7.010475		11.38698	8.48	10.25943		277.8728
13.12	6.631098		40.99312	9.37	9.284952		12.08143
	228.2383			8.91	9.76431		43.49314
	9.923403				236.2899		
	35.72425				9.088074		
					32.71707		

Lanjutan Tabel L.8. Data Kecepatan Arus Lalu Lintas

Pukul 19.30-19.45 WIB				Pukul 19.45-20.00 WIB			
Mobil		Sepeda motor		Mobil		Sepeda motor	
7.72	11.26943	6.59	13.20182	13.35	6.516854	6.56	13.2622
6.61	13.16188	6.71	12.96572	7.37	11.80461	9.21	9.446254
8.79	9.897611	6.82	12.7566	9.26	9.395248	8.06	10.79404
6.65	13.08271	7.75	11.22581	8.22	10.58394	9.61	9.05307
9.54	9.119497	8.65	10.0578	5.8	15	11.97	7.26817
7.75	11.22581	6.77	12.85081	7.29	11.93416	15.01	5.796136
7.98	10.90226	6.86	12.68222	10.56	8.238636	9.25	9.405405
6.89	12.627	9.77	8.904811	7.95	10.9434	11.84	7.347973
9.02	9.645233	5.67	15.34392	4.85	17.93814	7.35	11.83673
10.69	8.138447	6.57	13.24201	6.55	13.28244	7.06	12.32295
12.49	6.965572	8.1	10.74074	8.26	10.53269	5.12	16.99219
9.18	9.477124	7.51	11.58455	9.48	9.177215	5.78	15.0519
12.8	6.796875	6.04	14.40397	10.96	7.937956	6.48	13.42593
12.78	6.807512	8.7	10	11.28	7.712766	5.01	17.36527
9.38	9.275053	6.15	14.14634	10.48	8.301527	7.01	12.41084
11.47	7.585004	5.88	14.79592	7.26	11.98347		171.7791
8.3	10.48193	4.86	17.90123	9.58	9.08142		11.45194
11.28	7.712766	9.87	8.81459		180.3645		41.22697
8.75	9.942857		225.6189		10.60968		
11.02	7.894737		12.53438		38.19483		
	192.0093		45.12377				
	9.600464						
	34.56167						

Tabel L.9. Data Kecepatan Arus Lalu Lintas

Pukul 10.00-10.15 WIB				Pukul 10.15-10.30 WIB			
Mobil		Sepeda motor		Mobil		Sepeda motor	
12.16	7.154605	7.48	11.63102	8.18	10.6357	4.6	18.91304
10.09	8.622398	6.43	13.53033	8.31	10.46931	4.75	18.31579
8.12	10.71429	7.88	11.04061	8.34	10.43165	4.96	17.54032
9.56	9.100418	6.94	12.53602	7.35	11.83673	5.37	16.20112
10.06	8.648111	5.23	16.6348	7.28	11.95055	5.3	16.41509
7.05	12.34043	5.18	16.79537	8.49	10.24735	5.23	16.6348
7.19	12.10014	5.14	16.92607	7.43	11.70929	5.18	16.79537
9.06	9.602649	5.1	17.05882	7.53	11.55378	5.15	16.8932
8.08	10.76733	5.07	17.15976	8.44	10.30806	5.11	17.02544
8.05	10.80745	5.26	16.53992	8.66	10.04619	5.14	16.92607
8.53	10.1993	5.31	16.38418	8.61	10.10453	5.57	15.61939
7.04	12.35795	5.21	16.69866	8.95	9.72067	5.5	15.81818
8.88	9.797297	5.17	16.82785	7.9	11.01266	5.45	15.9633
7.89	11.02662	5.55	15.67568	7.77	11.19691	5.7	15.26316
8.94	9.731544	5.48	15.87591	9.84	8.841463	6.75	12.88889
7.13	12.20196	5.98	14.54849	8.8	9.886364	5.14	16.92607
11.17	7.78872	5.96	14.59732	8.7	10	6.38	13.63636
8.15	10.67485	5.9	14.74576	8.66	10.04619	4.96	17.54032
8.11	10.7275	5.83	14.92281	9.64	9.024896	5.08	17.12598
8.08	10.76733	5.87	14.82112	8.37	10.39427	6.49	13.40524
8.26	10.53269	5.99	14.52421	8.44	10.30806	5.31	16.38418
7.27	11.96699	6.05	14.38017	8.53	10.1993	6.79	12.81296
10.66	8.161351	6.02	14.45183	7.46	11.6622	6.65	13.08271
9.56	9.100418	4.57	19.0372	6.51	13.36406	5.25	16.57143
12.71	6.845004		367.3439		254.9502		384.6984
	251.7373		15.306		10.62292		16.0291
	10.06949		55.10159		38.24253		57.70476
	36.25017						

Lanjutan Tabel L.9. Data Kecepatan Arus Lalu Lintas

Pukul 10.30-10.45 WIB				Pukul 10.45-11.00 WIB			
Mobil		Sepeda motor		Mobil		Sepeda motor	
10.47	8.309456	5.83	14.92281	9.62	9.043659	9.69	8.978328
7.48	11.63102	8.62	10.09281	7.62	11.41732	5.73	15.18325
7.49	11.61549	6.09	14.28571	7.59	11.46245	7.79	11.16816
6.1	14.2623	7.62	11.41732	9.56	9.100418	5.65	15.39823
8.64	10.06944	4.66	18.66953	10.75	8.093023	5.71	15.23643
7.52	11.56915	6.07	14.33278	8.92	9.753363	6.35	13.70079
10.53	8.262108	6.85	12.70073	8.86	9.819413	5.16	16.86047
7.54	11.53846	5.16	16.86047	7.85	11.0828	5.25	16.57143
7.55	11.52318	5.14	16.92607	7.82	11.12532	8.02	10.84788
13.56	6.415929	4.88	17.82787	7.8	11.15385	8.93	9.742441
8.57	10.15169	5.99	14.52421	7.87	11.05464	5.22	16.66667
7.58	11.47757	6.33	13.74408	7.83	11.11111	6.25	13.92
7.59	11.46245	4.83	18.01242	8.85	9.830508	6.43	13.53033
7.6	11.44737	8.56	10.16355	8.8	9.886364	7.28	11.95055
7.61	11.43233	6	14.5	6.86	12.68222	6.46	13.46749
7.62	11.41732	5.65	15.39823	9.8	8.877551		203.2224
10.63	8.184384	7.64	11.38743	6.63	13.12217		13.54816
8.64	10.06944	6.01	14.47587	9.59	9.07195		48.77338
9.76	8.913934	5.2	16.73077	8.56	10.16355		
10.66	8.161351	6.12	14.21569	7.53	11.55378		
12.67	6.866614		291.1884		209.4055		
11.68	7.44863		14.55942		10.47027		
9.71	8.959835		52.4139		37.69298		
10.63	8.184384						
	239.3738						
	9.97391						
	35.90608						

Lanjutan Tabel L.9. Data Kecepatan Arus Lalu Lintas

Pukul 11.00-11.15 WIB				Pukul 11.15-11.30 WIB			
Mobil		Sepeda motor		Mobil		Sepeda motor	
7.35	11.83673	7.95	10.9434	8.46	10.28369	5.21	16.69866
8.36	10.4067	6.76	12.86982	7.46	11.6622	5.16	16.86047
8.27	10.51995	5.87	14.82112	9.4	9.255319	5.13	16.95906
7.26	11.98347	6.49	13.40524	9.28	9.375	5.35	16.26168
7.22	12.04986	7.86	11.0687	8.28	10.50725	6.78	12.83186
8.2	10.60976	5.69	15.28998	9.24	9.415584	5.25	16.57143
8.57	10.15169	6.86	12.68222	7.29	11.93416	4.8	18.125
7.57	11.49273	6.18	14.07767	7.32	11.88525	5.14	16.92607
7.46	11.6622	6.25	13.92	6.37	13.65777	6.37	13.65777
8.45	10.29586	6.11	14.23895	4.85	17.93814	6.29	13.83148
8.52	10.21127	7.08	12.28814	6.26	13.89776	4.86	17.90123
7.55	11.52318	6.17	14.10049	6.23	13.96469	4.77	18.23899
7.83	11.11111	6.34	13.7224	5.13	16.95906	6.2	14.03226
8.88	9.797297	6.29	13.83148	7.39	11.77267	7.2	12.08333
8.75	9.942857	7.65	11.37255	6.34	13.7224	7.26	11.98347
7.73	11.25485	8.3	10.48193	7.31	11.9015	6.31	13.78764
6.72	12.94643	7.05	12.34043	7.25	12	6.36	13.67925
6.87	12.66376	6.48	13.42593	8.24	10.55825	6.41	13.57254
6.8	12.79412	6.61	13.16188	8.5	10.23529	6.46	13.46749
6.98	12.46418	5.48	15.87591	9.2	9.456522	4.89	17.79141
7.93	10.971	6.82	12.7566	9.4	9.255319	5.43	16.0221
7.86	11.0687	7.63	11.40236	9.46	9.196617	6.89	12.627
8.95	9.72067	5.28	16.47727	6.42	13.5514	6.93	12.55411
6.15	14.14634	6.23	13.96469		272.3858	5.52	15.76087
	271.6247		318.5191		11.84286		362.2252
	11.3177		13.27163		42.63431		15.09272
	40.74371		47.77787				54.33378

Lanjutan Tabel L.9. Data Kecepatan Arus Lalu Lintas

Pukul 11.30-11.45 WIB				Pukul 11.45-12.00 WIB			
Mobil		Sepeda motor		Mobil		Sepeda motor	
9.59	9.07195	5.91	14.72081	7.86	11.0687	6.45	13.48837
8.62	10.09281	5.84	14.89726	7.77	11.19691	6.38	13.63636
8.54	10.18735	5.33	16.3227	8.83	9.852775	6.93	12.55411
9.74	8.932238	5.29	16.44612	8.9	9.775281	5.17	16.82785
8.69	10.01151	6.75	12.88889	8.7	10	5.08	17.12598
9.66	9.006211	6.79	12.81296	8.65	10.0578	6.52	13.34356
7.63	11.40236	6.88	12.64535	9.66	9.006211	9.68	8.987603
7.78	11.18252	5.34	16.29213	7.77	11.19691	7.48	11.63102
8.51	10.22327	5.54	15.70397	7.69	11.31339	5.8	15
6.81	12.77533	6.87	12.66376	7.65	11.37255	6.6	13.18182
6.54	13.30275	6.47	13.44668	6.93	12.55411	6.53	13.32312
9.54	9.119497	5.16	16.86047	8.37	10.39427	5.22	16.66667
9.57	9.090909	4.95	17.57576	9.32	9.334764	6.65	13.08271
8.58	10.13986	5.08	17.12598	7.32	11.88525	6.2	14.03226
7.62	11.41732	5.24	16.60305	7.37	11.80461	6.3	13.80952
10.49	8.293613	6.61	13.16188	6.35	13.70079	6.38	13.63636
9.25	9.405405	6.49	13.40524	9.38	9.275053	6.94	12.53602
11.26	7.726465	7.5	11.6	9.43	9.225875	8.75	9.942857
9.19	9.466812		265.173	9.47	9.186906	6.22	13.98714
10.37	8.389585		14.73183	9.33	9.324759		256.7933
9.43	9.225875		53.0346	9.38	9.275053		13.51544
11.28	7.712766			9.42	9.235669		48.65558
9.35	9.304813			9.45	9.206349		
9.32	9.334764			7.81	11.13956		
8.71	9.988519			7.09	12.2708		
6.08	14.30921			7.01	12.41084		
11.01	7.901907			6.06	14.35644		
	267.0156				289.4216		
	9.536272				10.33649		
	34.33058				37.21135		

Lanjutan Tabel L.9. Data Kecepatan Arus Lalu Lintas

Pukul 12.00-12.15 WIB				Pukul 12.15-12.30 WIB			
Mobil		Sepeda motor		Mobil		Sepeda motor	
10.46	8.3174	6.89	12.627	8.88	9.797297	4.8	18.125
11.38	7.644991	5.12	16.99219	9.08	9.581498	5.79	15.02591
9.39	9.265176	6.07	14.33278	8.05	10.80745	5.88	14.79592
10.39	8.373436	5.02	17.33068	6.97	12.48207	5.62	15.48043
9.26	9.395248	7.58	11.47757	7.05	12.34043	4.67	18.62955
8.61	10.10453	5.53	15.73237	6.84	12.7193	5.03	17.29622
8.51	10.22327	6.23	13.96469	6.81	12.77533	5.07	17.15976
9.49	9.167545	7.63	11.40236	6.79	12.81296	4.94	17.61134
9.53	9.129066	6.48	13.42593	7.79	11.16816	4.87	17.86448
9.57	9.090909	5.65	15.39823	7.66	11.3577	4.82	18.04979
9.62	9.043659	5.57	15.61939	6.66	13.06306	4.98	17.46988
9.45	9.206349	5.52	15.76087	8.76	9.931507	5.13	16.95906
10.52	8.269962	5.78	15.0519	8.84	9.841629	5.06	17.19368
11.53	7.545533	7.62	11.41732	6.99	12.44635	5.01	17.36527
10.61	8.199811	5.53	15.73237	8.6	10.11628	4.96	17.54032
9.92	8.770161	6.53	13.32312	7.67	11.34289	5.08	17.12598
9.98	8.717435	6.85	12.70073	7.98	10.90226	5.04	17.2619
8.94	9.731544	5.09	17.09234	8.13	10.70111	5.91	14.72081
8.86	9.819413	6.47	13.44668	6.83	12.73792	6.09	14.28571
8.82	9.863946	7.06	12.32295	7.86	11.0687	6.59	13.20182
11.23	7.747106	5.08	17.12598	8.09	10.75402	6.5	13.38462
12.85	6.770428	7.16	12.15084	7.81	11.13956	5.55	15.67568
10.92	7.967033	6.04	14.40397	8.12	10.71429	5.51	15.78947
11.73	7.41688	6.16	14.12338	6.88	12.64535	4.58	18.99563
	209.7808		342.9556		273.2471		397.0082
	8.740868		14.28982		11.3853		16.54201
	31.46712		51.44334		40.98707		59.55124

Lanjutan Tabel L.9. Data Kecepatan Arus Lalu Lintas

Pukul 15.30-15.45 WIB				Sabtu, 15.45-16.00 WIB			
Mobil		Sepeda motor		Mobil		Sepeda motor	
6.62	13.14199	5.67	15.34392	7.94	10.95718	6.63	13.12217
8.59	10.12806	5.78	15.0519	8.92	9.753363	8.69	10.01151
8.73	9.965636	7.83	11.11111	10.1	8.613861	7.59	11.46245
7.84	11.09694	6.87	12.66376	5.82	14.94845	8.91	9.76431
5.74	15.15679	6.74	12.90801	7.81	11.13956	9.1	9.56044
9.65	9.015544	5.06	17.19368	7.94	10.95718	5.03	17.29622
8.84	9.841629	5.03	17.29622	9.81	8.868502	6.07	14.33278
7.97	10.91593	5.75	15.13043	8.92	9.753363	6.05	14.38017
8.97	9.698997	5.54	15.70397	7.05	12.34043	8.97	9.698997
8.84	9.841629	5.03	17.29622	6.82	12.7566	5.85	14.87179
5.84	14.89726	8.96	9.709821	6.94	12.53602	6.09	14.28571
8.77	9.920182	7.85	11.0828	9.11	9.549945	6.14	14.16938
9.9	8.787879	5.67	15.34392	8.87	9.808343	10.22	8.51272
10.07	8.639523	8.53	10.1993	7.52	11.56915	7.98	10.90226
8.06	10.79404	7.07	12.30552	6.12	14.21569	5.51	15.78947
6.92	12.57225	7.76	11.21134	8.69	10.01151	5.65	15.39823
8.7	10	7.73	11.25485	7.85	11.0828	5.87	14.82112
7.54	11.53846		230.8068	6.7	12.98507	6.05	14.38017
	195.9528		13.57687	9.81	8.868502	8.93	9.742441
	10.88626		48.87673	6.08	14.30921		242.5023
	39.19055			5.98	14.54849		12.76328
				5.12	16.99219		45.94781
				5.14	16.02607		
				6.98	12.46418		
					285.9557		
					11.91482		
					42.89335		

Lanjutan Tabel L.9. Data Kecepatan Arus Lalu Lintas

Pukul 16.30-16.45 WIB				Pukul 16.45-17.00 WIB			
Mobil		Sepeda motor		Mobil		Sepeda motor	
7.73	11.25485	8.79	9.897611	8.88	9.797297	5.85	14.87179
9.74	8.932238	8.86	9.819413	8.74	9.954233	7.72	11.26943
9.97	8.726179	6.91	12.59045	9.76	8.913934	6.02	14.45183
8.91	9.76431	6.74	12.90801	7.73	11.25485	9.74	8.932238
6.91	12.59045	7.68	11.32813	8.57	10.15169	5.68	15.3169
7.96	10.92965	5.82	14.94845	8.66	10.04619	5.82	14.94845
7.83	11.11111	6.73	12.92719	8.75	9.942857	5.73	15.18325
8.83	9.852775	8.82	9.863946	9.65	9.015544	5.82	14.94845
8.91	9.76431	7.95	10.9434	7.6	11.44737	8.98	9.688196
9.84	8.841463	7.02	12.39316	8.73	9.965636	6.99	12.44635
9.91	8.779011	6.96	12.5	8.57	10.15169	5.95	14.62185
8.85	9.830508	6.02	14.45183	7.68	11.32813	5.87	14.82112
8.09	10.75402	7.1	12.25352	7.81	11.13956	6.9	12.6087
8.12	10.71429	6.86	12.68222	8.68	10.02304	7.82	11.12532
9.07	9.592062	7.92	10.98485	9.53	9.129066	6.78	12.83186
8.97	9.698997	8.56	10.16355	8.11	10.7275	6.93	12.55411
8.03	10.83437		190.6557	7.04	12.35795	7.04	12.35795
7.89	11.02662		11.91598	6.98	12.46418		222.9778
8.87	9.808343		42.89754	7.98	10.90226		13.11634
8.8	9.886364			8.9	9.775281		47.21883
9.02	9.645233			9.12	9.539474		
7.9	11.01266			8.02	10.84788		
7.73	11.25485				228.8756		
8.09	10.75402				10.40344		
	245.3587				37.45237		
	10.22328						
	36.8038						

Lanjutan Tabel L.9. Data Kecepatan Arus Lalu Lintas

Pukul 17.00-17.15 WIB				Pukul 17.15-17.30 WIB			
Mobil		Sepeda motor		Mobil		Sepeda motor	
8.86	9.819413	6.86	12.68222	13.6	6.397059	4.67	18.62955
12.7	6.850394	5.67	15.34392	8.69	10.01151	5.72	15.20979
10.9	7.981651	4.77	18.23899	7.74	11.24031	6.8	12.79412
8.64	10.06944	7.46	11.6622	6.81	12.77533	5.62	15.48043
9.66	9.006211	8.96	9.709821	7.72	11.26943	6.59	13.20182
9.71	8.959835	4.65	18.70968	6.61	13.16188	6.71	12.96572
9.75	8.923077	7.6	11.44737	8.79	9.897611	6.82	12.7566
9.79	8.886619	5.77	15.07799	6.65	13.08271	7.75	11.22581
8.62	10.09281	5.89	14.7708	9.54	9.119497	8.65	10.0578
9.69	8.978328	6.8	12.79412	7.75	11.22581	6.77	12.85081
9.62	9.043659	6.77	12.85081	7.98	10.90226	6.86	12.68222
7.69	11.31339	5.65	15.39823	6.89	12.627	9.77	8.904811
8.76	9.931507	9.21	9.446254	9.02	9.645233	5.67	15.34392
8.59	10.12806	5.98	14.54849	6.79	12.81296	6.68	13.02395
6.86	12.68222	6.84	12.7193	7.97	10.91593	7.57	11.49273
8.05	10.80745	5.83	14.92281	6.85	12.70073	7.66	11.3577
8.94	9.731544	5.9	14.74576	9.1	9.56044		207.9778
8.85	9.830508	5.98	14.54849	8.8	9.886364		12.99861
7.88	11.04061	8.92	9.753363	7.61	11.43233		46.795
9.1	9.56044	8.56	10.16355	7.04	12.35795		
8.14	10.68796	6.01	14.47587	8.58	10.13986		
10.65	8.169014	7.68	11.32813	8.68	10.02304		
9.9	8.787879	5.97	14.57286	8.8	9.886364		
	221.282		309.911	6.73	12.92719		
	9.620957		13.47439		263.9988		
	34.63545		48.50781		10.99995		
					39.59982		

Lanjutan Tabel L.9. Data Kecepatan Arus Lalu Lintas


Pukul 19.00-19.15 WIB				Pukul 19.15-19.30 WIB			
Mobil		Sepeda motor		Mobil		Sepeda motor	
8.04	10.8209	5.68	15.3169	6.95	12.51799	5.91	14.72081
7.13	12.20196	8.76	9.931507	8.71	9.988519	6.75	12.88889
7.03	12.37553	5.86	14.84642	7.8	11.15385	9.68	8.987603
6.95	12.51799	5.91	14.72081	7.87	11.05464	7.64	11.38743
8.71	9.988519	6.75	12.88889	8.78	9.908884	5.82	14.94845
7.8	11.15385	9.68	8.987603	7.62	11.41732	6.87	12.66376
7.87	11.05464	7.64	11.38743	8.65	10.0578	7.75	11.22581
8.78	9.908884	5.82	14.94845	7.76	11.21134	8.76	9.931507
7.62	11.41732	6.87	12.66376	9.65	9.015544	5.82	14.94845
8.65	10.0578	7.75	11.22581	7.6	11.44737	8.98	9.688196
7.76	11.21134	8.76	9.931507	8.73	9.965636	6.99	12.44635
7.82	11.12532	6.84	12.7193	8.57	10.15169	5.95	14.62185
8.03	10.83437	5.88	14.79592	7.68	11.32813	5.87	14.82112
8.1	10.74074	5.66	15.37102	7.81	11.13956	6.9	12.6087
7.93	10.971	7.69	11.31339	8.68	10.02304	7.82	11.12532
8.05	10.80745	5.98	14.54849	10.69	8.138447		187.0143
8.94	9.731544	6.03	14.42786	11.96	7.274247		12.46762
7.07	12.30552	7.95	10.9434	7.49	11.61549		44.88342
7.11	12.23629	6.86	12.68222	9.67	8.996898		
7.86	11.0687		243.6507		196.4064		
8.95	9.72067		12.82372		10.33718		
8.8	9.886364		46.16539		37.21384		
8.84	9.841629						
9.03	9.634551						
	261.6129						
	10.90054						
	39.24193						

Lanjutan Tabel L.9. Data Kecepatan Arus Lalu Lintas

Pukul 19.30-19.45 WIB				Pukul 19.45-20.00 WIB			
Mobil		Sepeda motor		Mobil		Sepeda motor	
8.01	10.86142	7.95	10.9434	11.76	7.397959	8.8	9.886364
8.91	9.76431	5.8	15	7.59	11.46245	4.95	17.57576
9.05	9.61326	5.87	14.82112	7.52	11.56915	5.93	14.67116
8.55	10.17544	6.78	12.83186	7.68	11.32813	5.84	14.89726
7.66	11.3577	5.83	14.92281	7.75	11.22581	5.78	15.0519
7.54	11.53846	6.91	12.59045	8.66	10.04619	6.75	12.88889
7.64	11.38743	8.76	9.931507	8.56	10.16355	6.8	12.79412
8.63	10.08111	5.85	14.87179	7.63	11.40236	5.86	14.84642
6.98	12.46418	4.92	17.68293	7.88	11.04061	4.9	17.7551
7.09	12.2708	6.8	12.79412	8.84	9.841629	4.8	18.125
7.14	12.18487	5.74	15.15679	8.92	9.753363	4.74	18.35443
8	10.875	8.8	9.886364	6.72	12.94643	5.71	15.23643
7.85	11.0828	5.86	14.84642	7.67	11.34289	5.81	14.97418
8.84	9.841629	9.93	8.761329	7.77	11.19691	5.88	14.79592
8.95	9.72067	5.99	14.52421	7.86	11.0687	4.83	18.01242
7.65	11.37255	6.86	12.68222	9.03	9.634551	5.79	15.02591
7.76	11.21134	6.74	12.90801	8.05	10.80745	6.73	12.92719
8.68	10.02304	7.26	11.98347	7.93	10.971	5.7	15.26316
8.88	9.797297	5.95	14.62185	8.89	9.786277	4.77	18.23899
9.13	9.529025		251.7606	8.81	9.875142	6.56	13.2622
8.03	10.83437		13.9867	8.88	9.797297	5.99	14.52421
	225.9867		50.35213	7.84	11.09694	6.91	12.59045
	11.29934			8.05	10.80745	8.26	10.53269
	40.67761			9.85	8.832487	6.04	14.40397
					253.3947		356.6341
					10.55811		14.85975
					38.00921		53.49512

Lanjutan Tabel L.9. Data Kecepatan Arus Lalu Lintas

Pukul 20.00-20.15 WIB				Pukul 20.15-20.30 WIB			
Mobil		Sepeda motor		Mobil		Sepeda motor	
7.6	11.44737	5.78	15.0519	7.73	11.25485	6.73	12.92719
10.75	8.093023	5.83	14.92281	9.83	8.850458	6.84	12.7193
8.84	9.841629	7.87	11.05464	8.86	9.819413	5.75	15.13043
7.89	11.02662	6.75	12.88889	8.75	9.942857	7.64	11.38743
7.76	11.21134	8.67	10.0346	8.7	10	5.58	15.5914
12.73	6.83425	4.62	18.83117	8.83	9.852775	6.61	13.16188
8.65	10.0578	5.59	15.56351	7.88	11.04061	6.71	12.96572
8.73	9.965636	5.54	15.70397	7.78	11.18252	8.76	9.931507
9.82	8.85947	4.58	18.99563	7.73	11.25485	5.84	14.89726
8.77	9.920182	5.72	15.20979	7.9	11.01266	5.92	14.69595
8.9	9.775281	6.77	12.85081	8.02	10.84788	6.74	12.90801
10.81	8.048104	6.01	14.47587	8.91	9.76431	5.67	15.34392
8.72	9.977064	7.93	10.971	8.81	9.875142	6.62	13.14199
7.85	11.0828	6.12	14.21569	9.12	9.539474	7.73	11.25485
9.64	9.024896	7.04	12.35795	8.03	10.83437	6.63	13.12217
	145.1655	6.05	14.38017	7.93	10.971	5.7	15.26316
	9.677698	8.09	10.75402	7.09	12.2708	6.86	12.68222
	34.83971	5.98	14.54849	7	12.42857	5.92	14.69595
			252.8109		190.7425		241.8203
			14.04505		10.59681		13.43446
			50.56218		38.14851		48.36407

SITUASI PARKIR dan RUAS JALAN JENDRAL SUDIRMAN

Gambar L.1. Kendaraan yang akan memasuki Lahan Parkir



Gambar L.2. Kendaraan yang Parkir dengan Parkir Menyudut 90°



Gambar L.3. Kendaraan dengan Parkir Menyudut 60°



Gambar L.4. Kendaraan dengan posisi Parkir Pulau 90°



Gambar L.5. Parkir yang Tidak Teratur di Depan Outlet



Gambar L.6. Kendaraan Parkir dengan posisi Paralel




Gambar L.7. Kendaraan yang Akan Keluar dari Parkiran




Gambar L.8. Lahan Parkir Motor



Gambar L.9. Antrian Panjang Motor yang akan memasuki Tempat Parkir



Gambar L.10. Motor pada Jam Puncak yang Memadati Tempat Parkir dengan Parkir Pulau 90°



Gambar L.11. Kendaraan yang Parkir pada Badan Jalan



Gambar L.12. Kemacetan yang terjadi pada Ruas Jalan Jendral Sudirman

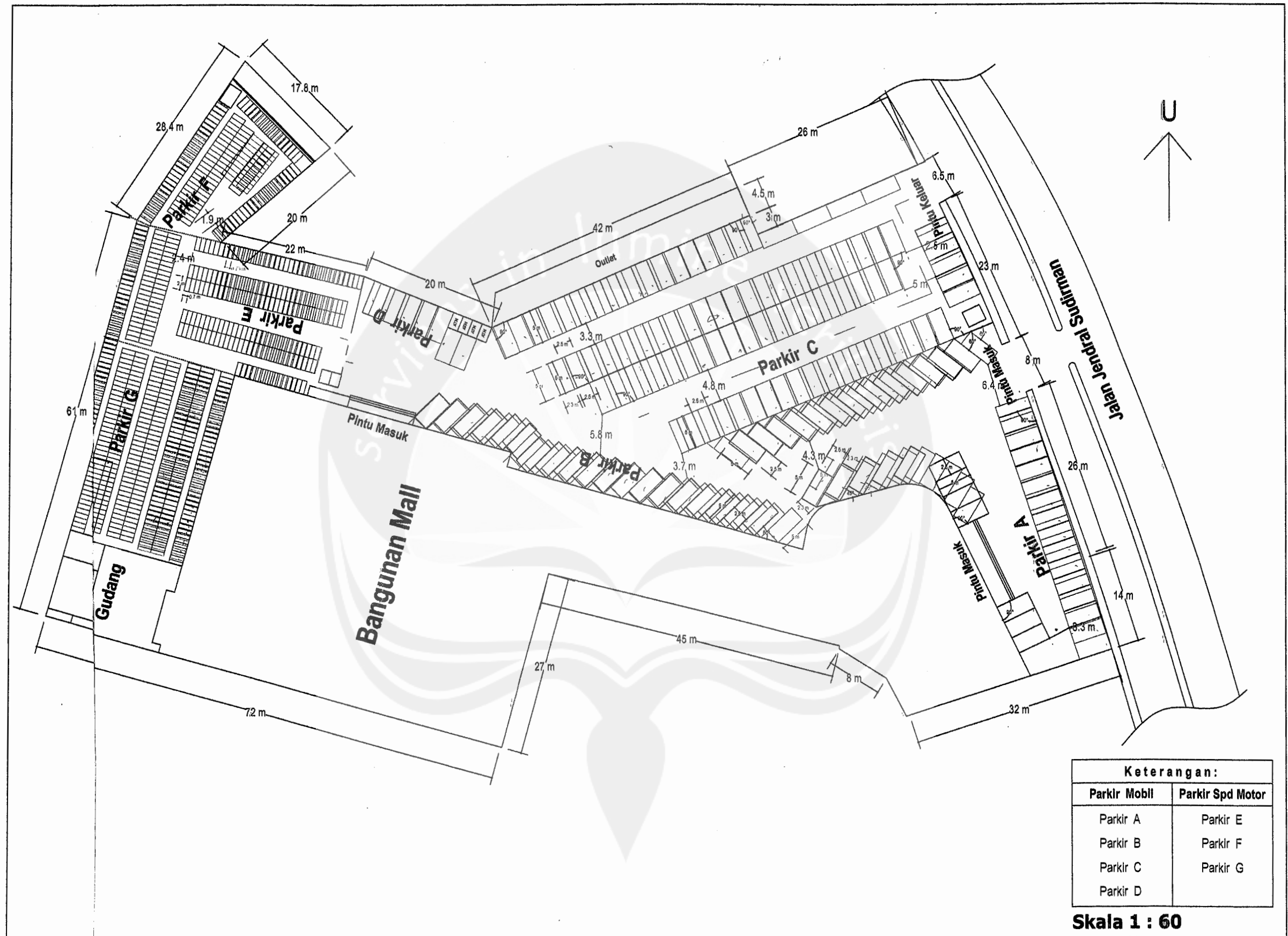


03-Apr-07 13:19

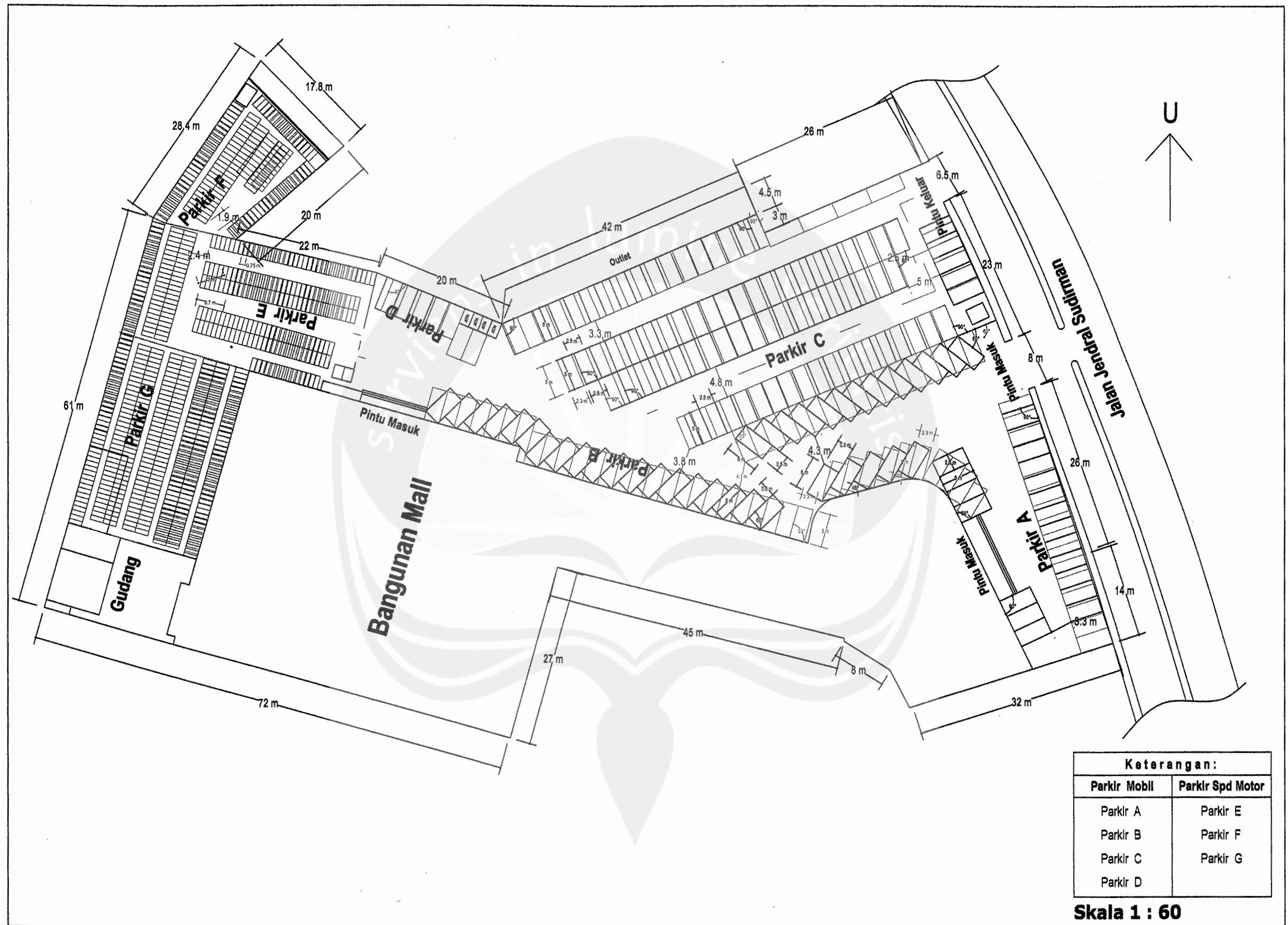
Gambar L.13. Ruas Jalan Jendral Sudirman dengan Empat Lajur-Dua Arah



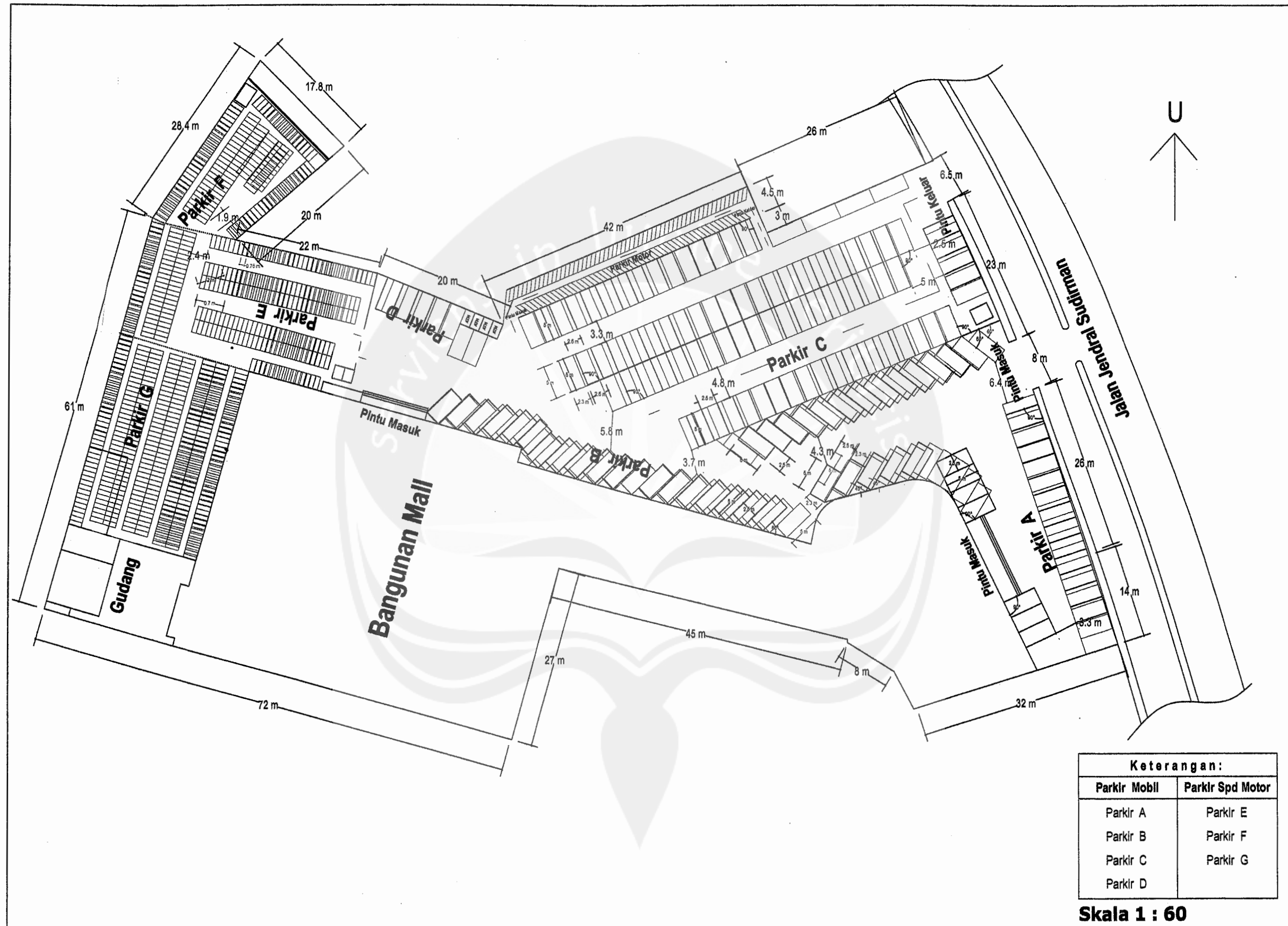
Gambar L.14. Arus Lalu Lintas dari Arah Selatan



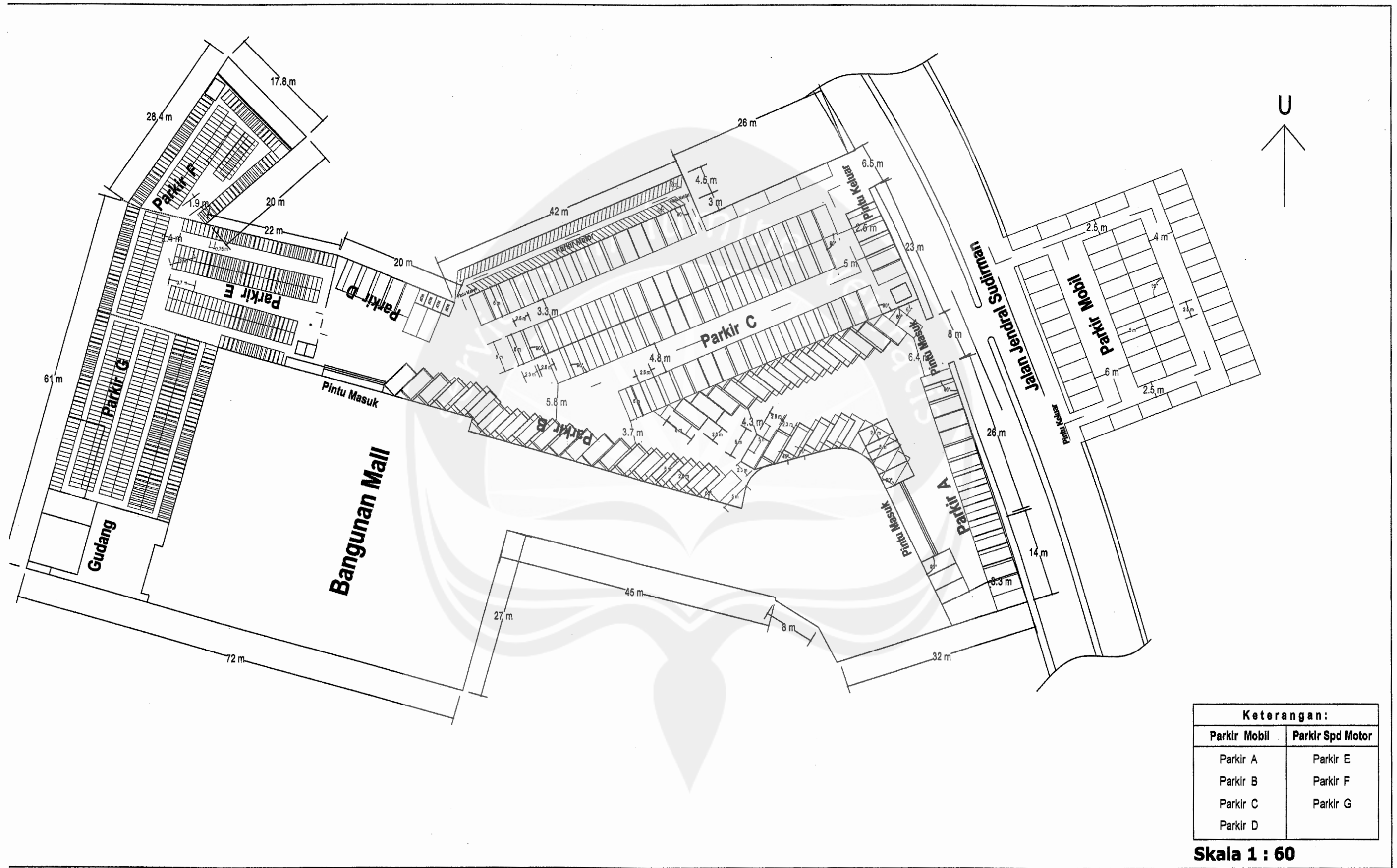
Garbar Alternatif 1. Denah Lokasi Parkir dengan Mempersempit SRP menjadi 11.5 m²



Gambar Alternatif 2. Denah Lokasi Parkir dengan Merubah Posisi Kendaraan



Gambar Alternatif 3. Denah Lokasi Parkir dengan Menambah Lahan Parkir Motor



Gambar Alternatif 4. Denah Lokasi Parkir dengan Menambah Lahan Parkir Baru untuk Mobil