



[Home](#) > Conference Track



:: Conference Proceeding ::

- Main Menu -

CAAL's Next Conference



[Home / List of Paper by Tracks](#)
[Message from Conference Chair](#)
[Keynote Speech](#)
[Host](#)
[Scientific Committee/Reviewer](#)
[Advisory Board](#)

[Organizer](#)
[Session Chair](#)
[Sponsor](#)
[Country List of Participants/Presenter](#)
[List of Universities/Institutions](#)
[List of Participants/Presenters](#)

SMEs and Human Resource Management

No.	Title	Authors
1.	<u>Development of Small and Medium Enterprises and Their Access to Finance: The Story from Indonesia</u>	Tulus Tambunan & Ida Busnety
2.	<u>Firm Readiness to Internationalization of Thai SMEs towards the ASEAN Economic Community</u>	Sakda Siriphattasophon Khwunthicha Saiyasopon
3.	<u>The Mediating Effects of Entrepreneurial Orientation on the Relationship Between Leadership Styles and Performance of SMEs in Malaysia</u>	Roslan Abdul Aziz Rosli Mahmood M. Hussin Abdullah Anas Tajudin
4.	<u>The Influence of The Organizational Culture and The Organizational Structure on The Accounting Information System and Its Impact on The Quality of Information (A Survey in Bandung Cooperatives For SME)</u>	Rapina
5.	<u>Accounting Practices among Micro, Small and Medium-Sized Enterprises (MSMEs) in Bandung, Indonesia</u>	Ita Salsalina Lingga
6.	<u>The Relationship between Personality Characteristics, Demographic Factors and Entrepreneurial Propensity of Students</u>	Theresia Diah Widiastuti
7.	<u>An Empirical Investigation of Difference Between Leadership and Managerial Competency as Related on Job Performance</u>	Sunjoyo
8.	<u>Work Exhaustion on Information Technology Professional</u>	Susanti Saragih

Marketing		
No.	Tittle	Authors
1.	<u>To What Extent Do Social Networks Affect The University Students In Indonesia & Australia?</u>	Vindy Adella Defansha Dea Yumnaa Ovelia Shafira Firduasy
2.	<u>The Impact of Corporate Social Responsibility to Internal Employee Motivation</u>	Adinda Putri Insyirani Putut Mariatul Kibtiah Okty Dwi Setya Ningrum Diva Enji Prameswari
3.	<u>Healthy lifestyle and Consumer Willingness to Pay Organic Foods</u>	Asep Hermawan Husna Leila Yusran
4.	<u>Determining Factors Affecting Young Customers Loyalty in XYZ Japanese Restaurant</u>	Innocentius Bernarto Yohana F. Cahya Palupi Meilani Budi Hartono Kusuma
5.	<u>Genuine or Counterfeit Brand: Does It Matter?</u>	Evelyn Hendriana Willy Gunadi
6.	<u>Determining Factors That Influence Customers Repatronage Intention: The Case Study of Radix Fried Chicken (RFC), the Local Homegrown Fast Food Chain Restaurant in Malaysia</u>	Muhammad Nur Ikhsan Mohd Sefian Azila Jaini Nor Naillah Sharudin M. Hussin Abdullah
7.	<u>Collectivism and Individualism as Dimensions of Social Change: The Youth Perception and Values Orientation</u>	Shellyana Junaedi
8.	<u>Quality Function Deployment to Improve Quality of Service</u>	Agatha Rinta Suhardi
9.	<u>The Role of Mood and Repetition Advertising in Advertising Recall Humor</u>	Tjutju Fatimah Andi Pangeran
10.	<u>The Influence of Relationship Quality and Exhibition Brand Image on Customer Loyalty: A Conceptual Model</u>	Yan FENG Ivan K.W. LAI Jinquan ZHOU

[Top](#)

Finance		
No.	Tittle	Authors
1.	<u>The Influence of Invesment Opportunity Set (IOS) on The Cost of Equity Capital with Disclosure as A Intervening Variable at Companies Public in Indonesia</u>	Sri Hermuningsih
2.	<u>Does Earnings Management Reduce Firm Value in Malaysia?</u>	Dewi Kusuma Wardani Sri Hermuningsih
3.	<u>The Impact of Management and Outside Blockholder's Ownership on Capital Structure</u>	Ruey Shit Chen Wan Wen Huang Yu Han Chang Jieh Yu Wang
4.	<u>The Effect of Financial Performance To Corporate Sukuk Ratings in Indonesia</u>	Setyani Dwi Lestasi
5.	<u>Effect of Budget Participation, Budget Emphasis, and Fairness Perception on the Budgetary Slack with Managerial Trustworthy Behavior as Moderating Variable at Manufacturing Company in Jakarta</u>	Megawati Oktorina Yanuar Nanok Soenarno
6.	<u>The Influence of Profitability in CAPM on Stock Portfolio's Expected Excess Return LQ45 Indonesia Stock Exchange</u>	Benny Budiawan Tjandrasa
7.	<u>Towards Unqualified Opinion on Local Government Financial Reports (A Challenge)</u>	Yunika Murdayanti
8.	<u>The Determination of Probability : The Effect of Capital Structure, Aset Growth, and Price earning on Market Value</u>	Dita Puruwita Yunika Murdayanti Susi Indriani

- | | | |
|-----|--|---|
| 9. | <u>Predictive Ability of Earnings Components toward Future Return</u> | Joni |
| 10. | <u>Does Management Strategic indicate financial distress? Evidence from Manufacturing Firms in Indonesia</u> | Susi Indriani
Dita Puruwita
Santi Susanti |

[Top](#)**Economics**

- | No. | Tittle | Authors |
|-----|---|---|
| 1. | <u>Analysis of Trade Pattern between Malaysia and the OIC Member Countries: Gravity Model</u> | Irwan Shah Zainal-Abidin
Mohd-Dan Jantan
Nor' Aznin Abu-Bakar |
| 2. | <u>The Social Judgment Approach In Determining The Elusive Carbon Pricing For Climate Change Management</u> | A.Faizul Shamsudin
Najhan M. Ibrahim
M. Hussin Abdullah
Amir Hisham Hashim |
| 3. | <u>The Effect of Funding toward Financing and Islamic Bank Social Performance in Indonesia</u> | Naelati Tubastuvi
Muhammad Nafik Hadi Ryandono |
| 4. | <u>In Search of Sustainable Business Excellent</u> | ddr. Davorin Kralj |

[Top](#)**Accounting**

- | No. | Tittle | Authors |
|-----|---|---|
| 1. | <u>The Attitudes of Tertiary Students on Tax Evasion: A Study of Tax Compliance</u> | Verani Carolina |
| 2. | <u>An Empirical Study of Auditor Independence, Competence and Audit Tenure on Audit Quality - Evidence from North Jakarta, Indonesia</u> | Yenni Carolina |
| 3. | <u>Influential Sources and Authors on Behavioral Research in Accounting 2003-2012: A Citation Analysis</u> | Tan Ming Kuang |
| 4. | <u>The Influence of The Firm's Size on Income Tax with The Disclosure of Corporate Social Responsibility as Mediating Variable</u> | FX Arista Narakrisna
Anna Purwaningsih |
| 5. | <u>The Time Expectation Gap in Australia</u> | Lu Huang
Medhat Endrawes
Andreas Hellmann |
| 6. | <u>Whether Auditor Specialization Matters to Investor? Empirical Evidence from High Profile Industry in Indonesia</u> | Sri Wahyuni |
| 7. | <u>The Relationship between Ultimate Ownership Structure and Real Earnings Management in Response to Corporate Income Tax Rate Changes Based on Income Tax Law No. 36, 2008</u> | Susi Dwimulyani |
| 8. | <u>The Influence of Corporate Ownership Structure on Real Earnings Management for Corporate Income Tax Savings</u> | Susi Dwimulyani
Abubakar Arlef |
| 9. | <u>The Factors Influence Willingness to Pay Tax: An Empirical Study on Employee Muhammadiyah University Purwokerto, Indonesia</u> | Ani Kusbandiyah
Iwan Fakhruddin |
| 10. | <u>The Usefulness of Control Self-Assessment to Audit Plan</u> | Khomsiyah
Andika |

[Top](#)**Business, Art & Design**

- | No. | Tittle | Authors |
|-----|--------|---------|
|-----|--------|---------|

- | | | |
|----|--|--------------------------|
| 1. | <u>Towards a Sustainable Model for the Development of the Arts in Low Income Communities in South Africa</u> | Dr. Karendra Devroop |
| 2. | <u>The Huge Captive Market in the Low-Cost Housing Business</u> | Yuke Ardhiati |
| 3. | <u>Strategies of Mexican Cultural Industry for Regional Development Of Northern Jalisco The Case Of Huichol Handcrafts</u> | José G. Vargas Hernández |
| 4. | <u>Creation of Arts Craft Pottery for Export Commodity: Based on Earthenware and Local Technology</u> | Timbul Raharjo |

[Top](#)**Mix Issues**

- | No. | Tittle | Authors |
|-----|---|---|
| 1. | <u>Tracer Study of Faculty of Economics Universitas Negeri Jakarta</u> | Darma Rika Swamarinda
Achmad Fauzi
Dewi Nurmalasari |
| 2. | <u>Impact of ERP in Indian Education System {With Special reference to M.P.University}</u> | Preeti Singh
Rajendra Singh
Gaurav Shrivastav |
| 3. | <u>A Case Study: Improving Business Operations at Wongpanit Donmuang Using Microsoft Excel</u> | Surapol Svetsomboon
Gamon Savatsomboon |
| 4. | <u>Implementation of School Based Management (SBM) on Vocational High School in Central Jakarta (Case : Implementation of SBM, Principal Manajerial, School Comitee, and Teacher Performance in Public and Private Vocational High School)</u> | Dewi Nurmalasari
Yunika Murdayanti
Santi Susanti
Dita Puruwita |
| 5. | <u>Re-Engineering of Trading Process and Re-Design for Implementation Electronic Process for Trading Companies</u> | Zahra Ghorbani Ravand
Salman Salimi Sadr |

[Top](#)

-- CAAL - International Education and Organizer --

Jl. KH Mas Mansyur 25A-45/1/3

Indonesia 10240

Phone : 021 92662969

Website : www.caal-inteduorg.comemail: caal.eduorg@gmail.com

--- Copy Right © 2012 - CAAL ---

All Right Reserved



The Influence of The Firm's Size on Income Tax with The Disclosure of Corporate Social Responsibility as Mediating Variable

Fransiskus Xaverius Arista Narakrisna

Alumnus of Universitas Atma Jaya Yogyakarta, Indonesia

Email: arista.krisna@gmail.com

Anna Purwaningsih

Lecturer of Universitas Atma Jaya Yogyakarta, Indonesia

Email: annapurwaningsih1977@gmail.com

Abstract

This research aims at finding the empirical proof of the firm's size impact on income tax, by considering CSR as mediating variable. This research is crucial to conduct since Juli 2007 Indonesia became the first country to introduce mandatory legal requirements for CSR when the Indonesia parliament passed Law 40/2007. Based on this Law, CSR turns into the company's expense. Meanwhile, in taxation principles, the are types of expense which can be reduced to minimize the company's tax. Therefore, this research is directed to answer if CSR is closely related to company's tax planning.

The research samples were manufacture companies listed in Indonesia Stock Exchange in 2011. The total numbers are 79 companies. This research employed a model wherein independent variable (firm size) did not show direct connection with dependent variable (income tax). The test of the hypothesis employed regression and Sobel tests. The variable of firm's size was proxied with the value of market capitalization. CSR variable was measured based on the numbers of report on company's social and ecological responsibility which was in line with economic performance indicator GRI 3.1. which was revealed in annual report and/or sustainability report. The variable of the income tax was proxied by CTTOR (Corporate Tax to Turn Over Ratio). This ratio was used to know the unpaid income tax in one year relative to the sale performed by the company.

The result shows that (1) the firm's size influences CSR disclosure; (2) CSR disclosure influences the income tax; and (3) CSR disclosure is a mediating variable in term of firm's size to income tax. This means that CSR realization is not independent from company's tax planning. In other words, the realization of CSR considers taxation principles related to deductible and nondeductible expenses.

Key words: *Corporate Social Responsibility (CSR), Firm Size, Income Tax, Deductible Expenses, and Tax Planning*

INTRODUCTION

Central Statistics Agency (BPS) said Indonesia's GDP first half of 2012 compared with the first half of 2011 showed an increase of 6.3 percent and occurred in all



sectors (BPS, 2012). The increase in GDP growth would be supported by the company/firm. The growth of corporate performance affects the emergence of social and environmental problems, such as pollution, depletion of natural resources, waste, quality, and safety products. Social and environmental problems that have consequences for the company, that is, the company is obliged to carry out activities of social and environmental responsibility (Corporate Social Responsibility/CSR).

CSR is the implementation of the principle of sustainable development which requires the company to make decisions based not only on financial factors, like: profit and dividends, but also requires companies to consider the impact of the medium and long-term social and environmental sustainability business activities while maintaining confidence and stakeholder loyalty firm (Effendi, 2008). This is consistent with stakeholder theory in which the company is seen not as an entity that not only operates for its own sake but also for the benefit of stakeholders (Lubis et al., 1987 in Mangoting, 2007).

The importance of CSR is not only realized by the company, but also by the government. This is realized by the issuance of Government Regulation (PP) of the Republic of Indonesia Number 47 Year 2012 regarding the social and environmental responsibilities of a limited liability company, the Act (UU) No. 25 of 2007 Section 15 of the Investment Act, Act No. 40 of 2007 Article 74 of the limited company and Kep-134/BL/2006 on the obligation to submit annual reports for issuers and public companies. The regulations make CSR is no longer voluntary but became mandatory.

Although CSR has become a mandatory program, it is possible that some companies still implement deviant CSR practices by utilizing existing incentives, such as Law No. 36 of 2008 Section 6 regulating the load which may reduce the tax burden calculations and Government Regulation No. 93 Year 2010 on national disaster donations, donations of research and development, education facility donations, donations of sports coaching, and social infrastructure development which costs can be deducted from gross income. This deviant practice to transform the company expenses may not be deducted from income to expenses deductible in computing taxable income, such as costs for research and development, education and training personnel costs, office repair costs, and marketing costs, (Suandy, 2011).

Most of the multinational companies in Indonesia are indicated to aggressive tax planning by using operational networks. For example, set the parent company as a profit center and its subsidiaries as a cost center. In this way, the company will benefit by spreading income into income for some taxpayers in the group, as well as to the cost, so as to obtain benefits on tax shifting, which avoids the highest rates, the maximum, and the results used as funds in its social responsibility activities (Rusydi, 2009). Therefore, the authors are interested in proving whether the firm size affect



income tax burden by CSR disclosure. Formulation of the problem in this study, among other things: (1) Does firm size affect the disclosure of CSR? (2) Does CSR affect income tax? and (3) Does firm size affect the income tax with CSR as a mediating variable?

PREVIOUS RESEARCH AND HYPOTHESIS DEVELOPMENTS

Previous Research

Utami (2011) conducted a study to determine the effect of firm characteristics (as seen through the net profit margin, firm size, firm age, leverage, management and ownership) for social disclosure. The results showed that the firm size positively affect CSR disclosure on high-profile companies in 2006-2008.

Companies that belong to the high-profile companies have characteristics, such as: having the consumer visibility, the level of political risk, and high levels of competition (Hasyir, 2009). If it is associated with firm size, the big companies that have greater agency costs. Therefore, a larger company will reveal wider social information in order to receive a positive assessment of the owners. Agency costs above include: monitoring costs incurred by the principal to oversee the activities and behavior of managers, bonding costs borne by the manager to give assurance to the owner that the manager does not perform actions that hurt the company, and the residual loss/cost to the principal to influence decisions managers in order to improve the welfare principal (Haryono, 2005). Thus, management can demonstrate that managers not only use the assets for his own benefit, but also for the interests of investors through social disclosure in annual reports. Instead, the company is small and medium, still revealing social information, but only limited to meet government regulations that require companies whose line of business related to natural resources to implement social and environmental responsibility.

Another study to examine the effect of firm size on CSR disclosure made by Kamil et al. (2012), Apriwenni (2009), and Marzully & Priantinah (2012). The results of these studies indicate that firm size has a positive effect on CSR disclosure in financial reporting of public companies on the Stock Exchange. The results are consistent with the results of Utami's research (2011).

Implementation of CSR programs relies on the company's CSR perspective. This next perspective will affect the practice of CSR undertaken by the company and will also have an impact on the formulation of CSR disclosure. There are three ways of how companies view CSR, namely: as a corporate strategy that ultimately brings benefits, as a liability because there are laws that will force the application, and who do so beyond compliance because the company felt as a part of the community (Pambudi, 2006 in Yuliana, 2008).



Hypothesis Development

Earnings information in the financial statements are important information mindless that information management is seen as a representation of the performance of a given period. Additionally, earnings information for the parties concerned is the basis in calculating company's tax liability (Ahmed et al., 2000 in Handayani et al., 2009). Furthermore, the agency theory with the information imbalance in the relationship between principal and agent is possible to raise or lower the reported earnings units which are the responsibility of the units.

One of the motivations that may encourage management to engage in the practice of earnings management is politically motivated (Yushita, 2010). Large companies that dominate the lives of many people will tend to reduce the earnings. The incentives that may be used in carrying out tax obligations, can lead managers for earnings management by minimizing taxes or total tax to be paid by the company to the state. Motivation is related to the political cost. Political cost is the cost to be incurred related to government regulatory policies, such as taxes. Firm size is a proxy recommended in this framework (Watts & Zimmerman, 1986).

The Company has dual dependence on stakeholders. First, the products and services that constitute the firm's output are consumed by the consumer. Second, companies also get a variety of inputs for operational activities where stakeholders (Lubis et al., 1987 in Mangoting, 2007). The company's survival depends on the support of stakeholders and support should be sought (Septiana et al., 2012). Companies must maintain relationships with stakeholders to accommodate the wants and needs of stakeholders, especially the stakeholders who have power on the availability of the resources used for the operational activities of the company, for example: the labor market and the company's products.

CSR is a form of organizational responsibility towards society and the environment through behavior which is transparent and ethical, consistent with sustainable development and social welfare, as well as the interests of the stakeholders, according to law and consistent with international norms, and integrated in all activities of the organization (ISO 26000, 2010). CSR is simply the reciprocal of the company to the community and the surrounding environment because the company has taken advantage of the community and the surrounding environment (Septiana et al., 2012). CSR is primarily a concern for business organizations to act in their own ways to serve the public interest and the interests of external organizations (Schermerhorn, 1993 in Tanudjaja, 2006).



The larger the company, the company would pay more attention to social programs and CSR disclosure (Indrawati, 2008). Large companies will reveal wider social information in order to seek the support of stakeholders and to get a positive assessment of capital owners (Utami, 2011).

Law No. 40 of 2007 Article 74 paragraph (2) and Regulation No. 47 of 2012 Article 5 paragraph (2) broadly regulates the accounting treatment for the costs of doing CSR. This fee is charged as an expense of the company. Liability for the company's CSR report also encouraged the emergence of large corporate trend to provide a lower profit than smaller companies because the size of the larger companies spending money on CSR disclosure is greater than the small firms.

Perception of political motivation on earning management will encourage large companies, in particular the management, to express greater CSR. It is intended that the political cost incurred becomes smaller. Political cost refers to the cost to be incurred related to the company's policy of government regulations, such as taxes. To minimize the political cost, management will maximize the incentive to do the CSR-related liability according to the rules of applicable legislation in Indonesia. It has arranged in Article 6 of the Law No. 36 Year 2008 on the costs that may be a deduction in the calculation of the tax burden and Government Regulation No. 93 Year 2010 concerning the national disaster donations, donations of research and development, education facility donations, donations of sports coaching and social infrastructure development costs which can be deducted from gross income.

Ha1: Firm size affects the company's CSR disclosure,

Ha2: Disclosure of CSR affect company's income tax,

Ha3: Firm size affects the company's income tax, with CSR disclosure as a mediating variable.

RESEARCH METHOD

Samples


This is a sample research companies listed in Indonesia Stock Exchange (IDX) in the manufacturing industry for the period 2011. Sampling technique used was purposive sampling. Sampling criteria include (1) The company publishes the annual report and audited financial statements; (2) CSR program the company revealed in a report in the annual report or corporate sustainability report in 2011; and (3) The company did not fiscal loss for the 2011 or doing compensate the fiscal loss carry forwards the previous tax year. Fiscal losses will effect to the calculation the Corporate Tax to Turn Over Ratio (CTTOR) so the income tax is worth 0. Sampling of the obtained samples are 79 companies.



Research Model

Modeling in this study is as follows:

Figure 1. Research Model



There are two alternative forms of mediation relationship models, namely: the model without the mediating relationship showing a direct relationship between the dependent and independent variables and the model showing the relationship of mediation with the direct relationship between the dependent and independent variables. Model chosen is mediating the relationship without showing a direct relationship between the dependent and independent variables (Hartono, 2010).

Regression analysis techniques for mediating variables in this study using the product of coefficient (Sobel test). Testing variables with this method is done by testing the strength of the indirect effect of independent variables on the dependent variable through the mediating variable. Therefore, the modeling is as follows:

Figure 2. Research Model 1

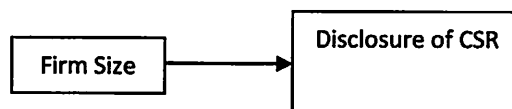
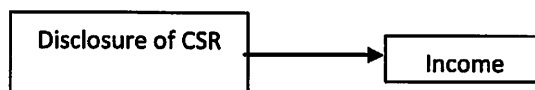


Figure 3. Research Model 2



Research Variables

In the research model 1 the firm size becomes an independent variable. There are three alternative proxies that can be used to determine the firm size, namely: the size of assets, net sales, and market capitalization (Utami, 2011). Proxy for firm size in this study is the market capitalization. Capitalization value was obtained by the



number of outstanding shares multiplied by the market price per share December 31, 2011. To prevent the occurrence of abnormal distribution of data which can be due to a large difference in capitalization between large companies and small companies, then market capitalization was transformed into the natural logarithm (Ln). Meanwhile, the disclosure of CSR became the dependent variable. Measurement of CSR as a mediating variable in this study refers to the approach used by Oeyono et al. (2011). CSR disclosure was measured by using a content analysis of the information content of annual reports or corporate sustainability report on the presence of CSR items from GRI. Each item was given a score of 1 if there is CSR information in the annual report/sustainability report and the entity was given a score of 0 if there are no CSR information in the annual report/ sustainability report.

In the research model 2, CSR disclosure becomes the independent variables and income tax becomes the dependent variable. Income tax variable is measured by the CTTOR. This ratio is calculated by income tax divided by the sales reported in the income statement for 2011. CTTOR shows the amount of income tax in a year relative to company's sales. The larger CTTOR shows the greater proportion of company sale used to pay income tax.

This research focuses on the measurement of CSR disclosure on indicators of economic performance because an indicator of economic performance becomes one form of CSR, as well as appropriate indicators to refer to Article 6 of Law No. 36 Year 2008 on the costs that may be a deduction in the calculation of income tax and PP No. 93 of 2010 about activities cost which can be deducted from gross income.

Data Analysis

Before testing the hypothesis, the authors conducted some preliminary testing, among others: the normality and heterokedastisitas test. Test for normality in this study using the Kolmogorov-Smirnov test. Heteroscedasticity test uses Glejser test. Autocorrelation test was not performed in this study because the time dimension used in this study is the cross section. The study also does not require multicollinearity test because both models in the study involve only one independent variable (simple regression).

Testing hypothesis uses a simple regression model. Regression equations in this study are as follows:

$$\text{Equation I} \quad : \text{CSR} = \alpha_1 + a. \text{Firm Size} + e$$

$$\text{Equation II} \quad : \text{Income Tax} = \alpha_2 + b. \text{CSR} + e$$

Description:

CSR : Disclosure of CSR,

Firm Size : Firm Size by market capitalization,

Income tax: Income tax in 2011,



α_1, α_2 : intercept of the model
a, b : regression coefficient,
e : residual variable/error

Analysis of mediating variables uses Sobel test. Sobel test methods in this study replicates Siswanto's et al., (2012). Sobel test steps are as follows: (1) creating independent variable regression equation (firm size) on mediating variables (CSR); (2) creating a mediating variable regression equation (CSR) on the dependent variable (income tax); (3) conducting an analysis of mediating variables with the following formula:

$$S_{ab} = \sqrt{((b^2 \times sa^2) + (a^2 \times sb^2) + (sa^2 \times sb^2))}$$

$$T \text{ value} = \frac{ab}{S_{ab}}$$

Description:

ab : indirect effect coefficients from the multiplication direct effect of a and b,
a : coefficient direct effect the dependent variable to the mediating variable,
b : coefficient direct effect the mediating variable to the dependent variable
sa : standard error of the coefficients a,
sb : standard error of the coefficient b.

The last step is getting conclusions by comparing t value to t table, with a significance of 0.05. If, t value greater than t table it can be concluded that CSR variables mediate the relationship between variable of firm size and income tax.

EMPIRICAL RESULTS

Descriptive Statistics

The average market capitalization of the entire study sample was 7.11. The average number of disclosures of CSR in economic indicators is as much as 2.95 points. The average income tax (CTTOR) is 2.68. Standard deviation of firm size is 2.18, CSR is 1.7, and income tax is 2.27. The number of samples in the study was 79. The data can be seen in table 1 and table 2.

Table 1. Descriptive Statistics Research Model 1

	Mean	Std. Deviation	N
CSR	2.95	1.701	79
Firm Size	7.1130	2.18125	79

Table 2. Descriptive Statistics Research Model 2

	Mean	Std. Deviation	N
Income tax	2.67666	2.272884	79
CSR	2.95	1.701	79

R-square values in model 1 and 2 can be seen in Table 3 and Table 4 below:



Table 3. Determination Coefficient (R²) Model 1

Model	R	R Square	Adjusted R Square	Std. Error of the Estimate
1	.591 ^a	.349	.341	1.382

a. Predictors: (Constant), Firm Size

b. Dependent Variable: CSR

Table 4. Determination Coefficient (R²) Model 2

Model	R	R Square	Adjusted R Square	Std. Error of the Estimate
1	.251 ^a	.063	.051	2.214534

a. Predictors: (Constant), CSR

Total determination coefficient approach is used to measure the ability of our model to explain variation in the independent variable. R-square value in testing the model 1 is 0.349 and the value of R square in the testing model 2 is 0.063. Furthermore, the calculation to determine the influence of error as follows:

$$P_{e1} \text{ (the value of error on testing model 1)} = \sqrt{(1 - R1^2)} = 0,807$$

$$P_{e2} \text{ (the value of error on testing model 2)} = \sqrt{(1 - R2^2)} = 0,968$$

Based on the influence the calculation of the above error, then calculated the total value of the coefficient of determination (R²m) as follows:

$$\begin{aligned} R^2_m &= 1 - P_{e1}^2 P_{e2}^2 \\ &= 1 - (0.651)(0.937) \\ &= 1 - 0.61 \\ &= 0.39 \end{aligned}$$

The calculations show that the total coefficient of determination is equal to 0.39. This means the 39% income tax variables can be explained by the variable firm size and CSR disclosure. Meanwhile, 61% is explained by other variables not examined in this study and error.

Normality and Heteroscedasticity Test

Results of normality test data on models 1 and 2 shows that all the data are normally distributed. P value of Kolmogorov-Smirnov test 0.525 (Model 1) and 0.125 (Model 2), so the residual value is normally distributed. Heteroscedasticity tested using a Glejser test. Result of heteroscedasticity test shows the p value of 0.698(> 0.05) in model 1 and p value of 0.337 (> 0,05) in model 2. Thus heteroscedasticity does not occur in model 1 and model 2.

Model Testing (F Test)

Results of ANOVA or F test (table 5) shows that the p value of 0.000 (<0:05). This suggests that model 1 can be used to predict the effect of firm size on CSR.



Table 5. F test - Model 1

Model	Sum of Squares	df	Mean Square	F	Sig.
Regression	78.807	1	78.807	41.283	.000 ^a
Residual	146.990	77	1.909		
Total	225.797	78			

a. Predictors: (Constant), Firm Size

b. Dependent Variable: CSR

From the results of the ANOVA test or F test in the table 6 shows that the p value of 0.026(<0:05). This means that the model 2 can be used to predict the effect of CSR on income tax (model 2).

Tabel 6. F test – Model 2

Model	Sum of Squares	df	Mean Square	F	Sig.
Regression	25.328	1	25.328	5.165	.026 ^a
Residual	377.621	77	4.904		
Total	402.948	78			

a. Predictors: (Constant), CSR

b. Dependent Variable: Income tax

Hypothesis Testing

Results of hypothesis testing using simple linear regression on the model 1 and model 2 are as follows:

Table 7. Result of Regression - Model 1

Model	Unstandardized Coefficients		Standardized Coefficients	t	Sig. 2-tail
	B	Std. Error	Beta		
(Constant)	-.328	.533		-.616	.540
Firm Size	.461	.072	.591	6.425	.000

a. Dependent Variable: CSR

Table 7 shows that the p value of 0.000 (<5%). The results show that firm size variables affect the company's CSR disclosure. Thus, the first hypothesis is accepted. Model 1 can be formulated into a linear regression equation form, as follows:

$$CSR = -0,328 + 0,461Firm\ Size + e$$

The results of regression test of model 2 (table 8) show that p value of 0.026 (<5%). This proves that CSR disclosure variables affect the income tax. Thus the second alternative hypothesis is accepted. Thus, model 2 can be formulated into a model of linear regression equation as follows:



$$\text{Income Tax} = 1,689 + 0,335.CSR + e$$

Table 8. Result of Regression - Model 2

Model	Unstandardized Coefficients		Standardized Coefficients	t	Sig. 2-tail
	B	Std. Error	Beta		
(Constant)	1.689	.501		3.371	.001
CSR	.335	.147	.251	2.273	.026

a. Dependent Variable: Income Tax

Sobel Test

Sobel test was conducted to test the influence of mediating variables in a model. Sobel test results can be seen as follows:

$$S_{ab} = \sqrt{((b^2 \times sa^2) + (a^2 \times sb^2) + (sa^2 \times sb^2))}$$

$$= 0.075$$

Sobel test results of the calculations are then used to calculate the value of t statistic, namely:

$$T \text{ value} = \frac{ab}{S_{ab}}$$

$$= 2.059$$

Computed t values t compared with t table. T value is 2.059, while the t table $(1/2 \times 0.05, (79-2)) = 1.99$. Thus, it can be concluded that the disclosure of CSR mediate the relationship between firm size and income tax.

SUMMARY AND CONCLUSIONS

Summary

Regression results in model 1, the effect of firm size on the disclosure of CSR programs based on economic indicators GRI 3.1 shows the significance of 0.000 (lower than $\alpha = 0,05$). This means that alternative hypothesis is accepted. Thus, firm size affects CSR disclosure. The results support the research that done before by Utami et al. (2011), Kamil et al. (2012), Apriwenni (2009), and Nur et al. (2012).

Agency theory stated that the agency relationship occurs when the principal (shareholders) delegate the authority to make decisions to the agent (management). To oversee the activities of agents, agency cost will display. Therefore, if it is associated with firm size, the large firms have greater agency cost. Conducted under the supervision of a principal to an agent, the agent will respond to this by revealing the broader CSR in order to get a positive assessment of the principal. Thus, management can demonstrate that they not only use company assets for their own benefit, but also for the interests of capital owners through CSR disclosure in annual reports. It is intended to reduce the agency conflict.



The results of regression test of model 2, the effect of CSR on corporate income tax shows p value 0.026 (lower than $\alpha = 0.05$). This means alternative hypothesis 2 is accepted, namely: CSR disclosure effect on income tax. These results indicate that although there is a political motivation to minimize the political cost and in the implementation of CSR, companies as samples of this study conduct and disclose CSR by considering not only Article 6 of the Law No. 36 Year 2008 on the costs that may be a reduction in calculation of income tax, but also the PP No. 93 Year 2010 concerning the national disaster donations, donations of research and development, education facility donations, donations of sports coaching, and social infrastructure development costs which can be deducted from gross income.

Sobel test results show that the disclosure of CSR mediate firm size effect on income tax, ie t value = 2.059 greater than t table 1.99. Thus, the alternative hypothesis 3 is accepted, that there are significant effects of CSR disclosure on firm size against income tax.

Thus, the results of this study were in line with the regulations in Indonesia. PP issuance of the Republic of Indonesia Number 47 Year 2012 on social and environmental responsibility limited company reiterated that the characteristic of CSR, both the implementation and the disclosure is mandatory. This regulation is related to the improvement of the previous rule CSR obligations, among others, the Act (Act) No. 25 of 2007 Section 15 of the Investment and Law Number 40 Year 2007 Article 74 of the limited liability company. Articles 3, 4, and 5 in PP No. 47 of 2012 to the mandatory nature of CSR affirmation of the Law No. 40 Year 2007

Conclusions

Based on the results of the testing that has been done, it can be concluded that (1) Firm Size affects CSR disclosure, (2) disclosure of CSR affects income tax, and (3) Firm size affects the income tax with the disclosure of CSR as a mediating variable. This proves that companies do CSR with regard to tax regulations. Thus, the selection of CSR activities reduces income tax as well. Income tax expense decreases due to the fact that the expenses of the selected CSR activities are deductible expenses) so that income as a basis for calculation of income tax will be smaller. If Earning a company's earning gets smaller, then income tax also gets smaller.

Limitations of this study lays on research sample limited on the companies which only run the business activities related to natural resources (manufacturing) and not covering companies that carry out business activities directly on the management and utilization of natural resources. Thus the results cannot be generalized.



REFERENCES

- Apriwenni, Prima. (2009), Faktor-Faktor yang Mempengaruhi Pengungkapan *Corporate Social Responsibility* pada Laporan Tahunan Perusahaan untuk Industri Manufaktur Tahun 2008. *Jurnal Ekonomi dan Bisnis*, Vol.6, No. 1. pp. 41-58.
- BPS. (2012). Berita Resmi Statistik. No. 54/08/Th. XV, pp. 1-8.
- Effendi, Subagio. (2008). Evaluasi Atas Praktek Pelaporan Keberlanjutan Emiten dan Pengaruhnya Terhadap Tingkat Pengembalian Saham di Bursa Efek Indonesia. *Jurnal GALANG*, Vol. 3, No. 3. pp. 16-36.
- GRI. (2011), *Sustainability Reporting Guidelines*. <https://www.globalreporting.org/resourcelibrary/G3.1-Guidelines-Incl-Technical-Protocol.pdf>, (accessed 5 September 2013)
- Handayani, Sri and Rachadi, Dwi. (2009), Pengaruh Ukuran Perusahaan terhadap Manajemen Laba. *Jurnal Bisnis dan Akuntansi*, Vol. 11, No. 1. pp. 33-56.
- Hartono, Jogiyanto. (2010), *Metodologi Penelitian Bisnis*. Edisi Pertama. BPFE, Yogyakarta. BPFE.
- Haryono, Slamet. (2005), Struktur Kepemilikan dalam Bingkai Teori Keagenan. *Jurnal Akuntansi dan Bisnis*, Vol. 5, No. 1, pp. 63-71.
- Hasyir, Dede Abdul. (2009), Pengungkapan Informasi Pertanggungjawaban Sosial Pada Laporan Tahunan Perusahaan-Perusahaan Publik di Bursa Efek Jakarta. *Research Days, Faculty of Economic, Padjajaran University, Bandung*, pp. 1-9.
- Indrawati, Novita. (2008), Pengaruh Enviromental Performance dan Political Visibility terhadap Pengungkapan Corporate Social Responsibility (CSR) dalam Annual Report. *Jurnal Ichsan Gorontalo*, Vol. 3, No. 4. pp. 1953-1965.
- ISO 26000. (2010), Guidance on Social Responsibility. <http://www.iso.org/iso/home/standards/iso26000.htm> (accessed 27 Agustus 2013).
- Kamil, Ahmad and Herusetya, Antonius. (2012), Pengaruh Karakteristik Perusahaan terhadap Luas Pengungkapan Kegiatan Corporate Social Responsibility. *Media Riset Akuntansi*, Vol. 2, No. 1. pp. 1-17.
- Mangoting, Yenni. (2007), Biaya Tanggung Jawab Sosial sebagai Tax Benefit. *Jurnal Akuntansi dan Keuangan*, Vol. 9, No. 1, pp. 35-42.
- Marzully, Nur and Priantinah, Denies. (2012). Analisis Faktor-Faktor yang Mempengaruhi Pengungkapan Corporate Social Responsibility di Indonesia. *Jurnal Nominal*, Vol. 1, No. 2, pp. 23-25.
- Oeyono, Juanita, Martin Samy, and Roberta Bampton. (2011), An Examination of Corporate Social Responsibility and Financial Performance. *Journal of Global Responsibility*, Vol. 2, No. 1. pp. 100-112.
- Rusydi, Khoiru. (2009), Dampak Persepsi Tanggung Jawab Sosial Perusahaan Terhadap Manajemen Perpajakan (Tax Planning). *Jurnal Akuntansi dan Bisnis*, Vol. 9, No. 1. pp. 61-70.



- Septiana, Amelia and Nur, Emrinaldi. (2012), Pengaruh Implementasi Corporate Social Responsibility terhadap Profitabilitas Perusahaan. *Jurnal Pekbis*, Vol. 4, No. 2, pp. 71-84.
- Siswanto, Adi and Yuniawan, Ahyar. (2012), Analisis Pengaruh Iklim Kerja dan Pengembangan Karir terhadap Komitmen Karir: Kepuasan Kerja Sebagai Variabel Intervening. *Diponegoro Business Review*, volume 1, Nomor 2, pp. 332-342.
- Suandy, Erly. 2011. *Perencanaan Pajak*. Edisi ke-5. Penerbit Salemba Empat, Jakarta.
- Surat Edaran Nomor 96/PJ/2009 Tentang Rasio Total *Benchmarking* Dan Petunjuk Pemanfaatannya. Departemen Keuangan Republik Indonesia. Direktorat Jenderal Pajak. www.pajak.go.id. (accessed 10 Februari 2013).
- Tanudjaja, Bedjo. (2006), Perkembangan Corporate Social Responsibility di Indonesia. *Jurnal Nirmana*, Vol. 8, No. 2, pp. 92-98.
- Utami, Sri and Prastiti, Dwi. (2011). Pengaruh Karakteristik Perusahaan terhadap Social Disclosure. *Jurnal Ekonomi Bisnis*. Thn. 16, No. 1. Hal. 63-69.
- Watt, Ross L. and Zimmerman, Ross L. (1986), *Positive Accounting Theory*. Prentice Hall, Englewood Cliffs, New Jersey 07632, pp. 235-238.
- Yuliana, Rita, Purnomosidhi, Bambang, and Sukoharsono, Eko Ganis. (2008), Pengaruh Karakteristik Perusahaan terhadap Pengungkapan Corporate Social Responsibility (CSR) dan Dampaknya terhadap Reaksi Investor. *Jurnal Akuntansi dan Keuangan Indonesia*, Vol. 5, No. 2. pp. 245-276.
- Yushita, Novi. (2010), Earning Management dalam Hubungan Keagenan. *Jurnal Pendidikan Akuntansi Indonesia*, Vol. VIII, No. 1, pp. 53-62.