

**IMPLEMENTATION OF LEAN SIX SIGMA
IN PT. SAMUDERA LUAS PARAMACITRA**

A THESIS

**Submitted in Partial Fulfillment of the Requirement for the Bachelor Degree of
Engineering in Industrial Engineering**



**CLARA VERANITA NUGROHO
12 14 06935**

**INTERNATIONAL INDUSTRIAL ENGINEERING PROGRAM
DEPARTMENT OF INDUSTRIAL ENGINEERING
FACULTY OF INDUSTRIAL TECHNOLOGY
UNIVERSITAS ATMA JAYA YOGYAKARTA
2016**

IDENTIFICATION PAGE

A THESIS ON IMPLEMENTATION OF LEAN SIX SIGMA IN PT. SAMUDERA LUAS PARAMACITRA


Submitted by

Clara Veranita Nugroho


12 14 06935

have declared qualified on April 27, 2016

Faculty Supervisor,



Brillianta Budi Nugraha, S.T., M.T.

Co-Faculty Supervisor,



Baju Bawono, S.T., M.T.

Board of Examiners,


Chair,


Brillianta Budi Nugraha, S. T., M. T.

Member,


Slamet Setyo W., S. T., M. T.

Member,



Yosef Daryanto, S. T., M.Sc.

Yogyakarta, April 27, 2016

Universitas Atma Jaya Yogyakarta.

Faculty of Industrial Technology,

Dean,


Dr. A. Teguh Siswanto, M. Sc.

DECLARATION OF ORIGINALITY OF RESEARCH

I certify that the research entitled "Implementation of Lean and Six Sigma in PT. Samudera Luas Paramacitra" in this thesis has not already been submitted for any other degree.

I certify that to the best of my knowledge and belief, this thesis which I wrote does not contain the works of parts of the works of other people, except those cited in the quotations and bibliography, as a scientific paper should.

In addition, I certify that I understand and abide the rule stated by the Ministry of Education and Culture The Republic of Indonesia, subject to the provisions of Peraturan Menteri Pendidikan Nasional Republik Indonesia Nomor 17 Tahun 2010 tentang Pencegahan dan Penanggulangan Plagiat di Perguruan Tinggi.

Signature



Student Name : Clara Veranita Nugroho
Student ID : 12 14 06935
Date : April 7th, 2016

ACKNOWLEDGEMENT

The author conducted the research on Implementation of Lean and Six Sigma in PT. Samudera Luas Paramacitra to fulfill partial requirement to earn bachelor degree of Industrial Engineer of Universitas Atma Jaya Yogyakarta.

The author would like to deliver highest appreciation to Mr. Brillianta Budi Nugraha, S.T., M.T. and Mr. Baju Bawono, S.T., M.T. as the faculty supervisor and co-supervisor for the help to the author while conducting this research.

The deepest appreciation for love and dedication goes to the author's parents Mr. Ir. Benediktus Juliarto Nugroho and Mrs. Yovita Itta Maitawati, S.E. Their love and dedication for the author have been the main power to start, conduct and finally finish this research.

All other appreciation goes to author's family, relatives and friends in Senat Mahasiswa Teknik Industri UAJY, Lecture's Assistant of Industrial Control System Laboratory, and International Engineering batch 2012 for all the supports given to the author to finish this thesis. Last but not least, author is amicable for suggestions that boost the motivation for the next research.

TABLE OF CONTENT

CHAPTER	TITLE	PAGE
	Title Page	i
	Identification Page	ii
	Declaration of Originality	iii
	Acknowledgement	iv
	Table of Content	v
	List of Table	vii
	List of Figure	ix
	Abstract	xi
1	Introduction	1
	1.1. Background	1
	1.2. Problem Formulation	2
	1.3. Objectives	2
	1.4. Scopes and Limitations	2
2	Literature Review and Theoretical Background	3
	2.1. Literature Review	3
	2.2. Theoretical Background	10
3	Methodology	41
	3.1. Flowchart Methodology	41
	3.2. Research Methodology	43
	3.3. Data Processing and Analysis	44
	3.4. Evaluation Phase	46
	3.5. Report Writing	46
4	Company Profile and Data	47

	4.1. Company Profile	47
	4.2. Organizational Structure	52
	4.3. Business Process	52
	4.4. Quality Control Department	53
	4.5. Data	53
5	Data Processing and Analysis	60
	5.1. Waste Relationship Matrix	60
	5.2. DMAIC	64
6	Conclusion	106
	6.1. Conclusion	106
	6.2. Suggestion	107
	Reference List	108
	Appendix	111

List of Table

Table 2.1.	Lean Manufacturing, Six Sigma, and Lean Six Sigma Papers Classification	5
Table 2.2.	Question List of Questionnaire	17
Table 2.3.	Waste Relationship Matrix	22
Table 2.4.	Conversion Value to Alphabet Symbol of WRM	22
Table 2.5.	Matrix Value	23
Table 2.6.	Operation Process's Symbols	29
Table 2.7.	Table of FMEA	35
Table 2.8.	Table of Suggested DFMEA Severity Evaluation Criteria	36
Table 2.9.	Table Frequency of Occurrence	37
Table 2.10.	Table of Detection Rank	39
Table 4.1.	List of Material and Supplier	49
Table 4.2.	The Questionnaire's Answer of Operational Manager	54
Table 4.3.	The Questionnaire's Answer of Operational Director	55
Table 4.4.	The Questionnaire's Answer of Section Chief of Production	56
Table 4.5.	Description of Defect Products	57
Table 4.6.	Defect Products in December 2015	58
Table 4.7.	Defect Products in January 2016	59
Table 5.1.	Waste Relationship Matrix of Operational Manager	60
Table 5.2.	Waste Relationship Matrix of Operational Director	61
Table 5.3.	Waste Relationship Matrix of Section Chief of Production	61
Table 5.4.	Matrix Value	62
Table 5.5.	Weights of Direct Waste Relations of Operational Manager	62
Table 5.6.	Weights of Direct Waste Relations of Operational Director	63
Table 5.7.	Weights of Direct Waste Relations of Section Chief of Production	63
Table 5.8.	The Score of The Wastes that Affects The Other Wastes	63
Table 5.9.	The Scores of The Wastes that Affected by The Other Wastes	64
Table 5.10.	CTQ Description	74
Table 5.11.	Production Process of RH Roll	79
Table 5.12.	QC Report of RH Roll in PT. SLP December 2015	82
Table 5.13.	Calculation of Control Limit in December 2015	83
Table 5.14.	Calculation of Sigma Level and DPMO in December 2015	85
Table 5.15.	Pareto Analysis of The CTQ	86

Table 5.16. Table PFMEA of D1	93
Table 5.17. The Background of Severity Value	94
Table 5.18. The Background of Occurence Value	95
Table 5.19. The Background of Detection Value	97
Table 5.20. Performance Measurement after Implementation	98
Table 5.21. Calculation of Control Limit in January 2016	102
Table 5.22. Percentage D1 Before and After Implementation	104



List of Figure

Figure 2.1.	Direct Wastes Relationship	20
Figure 2.2.	Template of SIPOC Diagram	25
Figure 2.3	CTQ Tree Template	26
Figure 2.4	Operation Process Map	28
Figure 2.5	U-Control Chart	31
Figure 2.6.	Pareto Chart	32
Figure 2.7	Fishbone Diagram	33
Figure 3.1.	Flow Chart of Methodology Research	41
Figure 4.1.	Rice Hulling Process	48
Figure 4.2.	NIRI Rice Hulling Roll	49
Figure 5.1.	SIPOC Diagram of Compound Division	66
Figure 5.2.	SIPOC Diagram of Wheel Division	67
Figure 5.3.	SIPOC Diagram of Roll Rubber Division	68
Figure 5.4.	Critical to Quality of Defect	69
Figure 5.5.	Non-standardized holes	70
Figure 5.6.	Cracked Wheel	70
Figure 5.7.	Chipped Wheel	70
Figure 5.8.	Cracked Roll Rubber	71
Figure 5.9.	Rough Surface	71
Figure 5.10.	Non-standard thickness (19 mm)	72
Figure 5.11.	Non-standard thickness (18 mm)	72
Figure 5.12.	Perforated Rubber	73
Figure 5.13.	Mark on The Surface	73
Figure 5.14.	Operation Process Chart of Rubber Roll	76
Figure 5.15.	U-Chart of Number of Nonconformities in December 2015	84
Figure 5.16.	Pareto Chart of CTQ	87
Figure 5.17	Fishbone Diagram of Mark on The Surface	88
Figure 5.18.	Rubber Roll with The Mold	89
Figure 5.19.	Ring between Rubber Roll	89
Figure 5.20.	Axle	90
Figure 5.21.	Flap	90
Figure 5.22.	The Arrangement of Rubber Roll in Autoclave Machine	90
Figure 5.23.	The Layer Description of Rubber	91

Figure 5.24.	Ring Position	91
Figure 5.25.	Sigma Level Comparison	99
Figure 5.26.	Data of Implementation in December 2015	99
Figure 5.27.	Data of Implementation in January 2016	100
Figure 5.28.	U-Chart of Number of Nonconformities in January 2016	98
Figure 5.19.	Axle	103



ABSTRACT

In this globalization era, the industrial companies numbered are more frequent. The latest development in business extends a bump into business competition. Every company emulates to obtain a better improvement using the best tools and philosophy. PT. Samudra Luas Paramacitra (SLP) is a rubber company, which is located in West Java, Indonesia. In order to become a world class rubber company, PT. SLP attempt to reduce the wastes in their production floor. PT. SLP produce many kinds of rubber's products. However, the focus of this research is Rice Hulling Roll (RH Roll).

The aims of this research are to determine the highest number of the waste in PT. SLP, to find out the root cause of the most waste, and to determine and implement the solution in order to decrease the number of the most waste. The philosophies used in this research are Lean Manufacturing and Six Sigma.

The research result is decreasing number of the most waste in PT. SLP. It shows from the value of sigma level before and after implementation, which are 4.0021 sigma and 4.1580 sigma. That result indicate that the implementation of Six Sigma in PT. SLP is success to reduce the most waste.

Key word : Lean Manufacturing, Six Sigma